



# LOYOLA COLLEGE

(AUTONOMOUS)

NUNGAMBAKKAM, CHENNAI - 600 034.

TAMILNADU, INDIA

Tel : +91-44-28178200

Fax : +91-44-28175566

Email : [welcome@loyolacollege.edu](mailto:welcome@loyolacollege.edu)

Web : [www.loyolacollege.edu](http://www.loyolacollege.edu)

## INTERNAL QUALITY ASSURANCE CELL (IQAC)

### A Report on the Feedback from Various Stakeholders, 2017 – 2018

“Excellence is doing ordinary things extraordinarily well.” - John W. Gardner

Loyola College has constantly collected feedback from the various stakeholders like students, alumni, parents, employers and teachers on different occasions to evolve various mechanism and measures to sustain quality and excellence in providing educational services. The feedback that was collected in the previous academic year helped to determine significant aspects to include in the Curriculum Restructuring which was implemented with effect from June 2017.

The feedback questionnaire chiefly focuses on soliciting the stakeholders' views on academic and administrative aspects like the relevance of the curriculum and syllabus, teaching methodologies and assessment strategies, various resources and facilities for teaching-learning and student accompaniment etc.

#### Some of the highlights of the feedback from the stakeholders:

- Students: 91% of the students responded 'good' to 'excellent' to the question on the various papers in terms of their relevance to the specialization streams while 12% of students insisted that the methodologies used by the teachers could be effective.
- Parents: When asked about three best aspects among a list of ten, many of them prioritised 1) Discipline, 2) Teaching and 3) Infrastructure and also suggested further improvements in these areas.
- Alumni: 97.2% of respondents found that the courses were useful.
- Recruiters: It was noted that 85% of the students performed exceptionally well in interviews while the rest did not satisfy the expectations of the recruiters.



# LOYOLA COLLEGE

(AUTONOMOUS)

NUNGAMBAKKAM, CHENNAI - 600 034.

TAMILNADU, INDIA

Tel : +91-44-28178200

Fax : +91-44-28175566


Email : [welcome@loyolacollege.edu](mailto:welcome@loyolacollege.edu)


Web : [www.loyolacollege.edu](http://www.loyolacollege.edu)

Teachers: (100%) of the faculty members confidently expressed that the course content was relevant and need-based and that the syllabuses were well-designed with utmost clarity and they also had concerns over the less use of various resources by students that are available in the college.

For 2017-18, the feedback sessions were conducted throughout the academic year on different occasions relevant to the various stakeholders. The alumni shared their feedback during the occasion of reunions at their departments while the graduating students took up their surveys through the online student portal at the time of exit. The parents also responded to the survey questionnaires that were given to them during the time of the Parent-Teacher Meet which was held once in each semester. The college also collected feedback on the performance and competence of the students appearing for interview from the employers of various organizations when they had visited the campus for the placement process. The teachers also shared their feedback during both the odd and the even semesters.

On 07.04.2018, the consolidated feedback report of the various stakeholders was shared at the HODs/Coordinators/Officials Meeting and later, also with the departments for carrying out further appropriate actions. Besides, the student feedback was also shared with the students in the Open Forum as part of the Action Taken Report.

  
Dr A. Xavier Mahimairaj  
IQAC Coordinator  
Loyola College, Chennai – 34

  
Rev. Dr Arokiasamy Xavier, SJ  
Principal  
Loyola College, Chennai – 34



## **INTERNAL QUALITY ASSURANCE CELL (IQAC) LOYOLA COLLEGE (AUTONOMOUS), CHENNAI - 34**

---

### **A Report on the Alumni Feedback, 2017 – 2018**

Loyola College renders quality education and it consistently strives to uphold quality in the realm of academic and administrative services. As a professional exercise, the IQAC initiates the conduct of feedback from various stakeholders. On the day of the alumni meet and other similar re-union meetings, the departments used the opportunity to solicit the feedback from the recently passed out alumni on important aspects which include: usefulness of the courses in terms of employability or higher studies, updating of syllabus and relevance of course contents, quality of teachers with regard to subject knowledge, preparation and communication style, mentoring, sports and infrastructural facilities, etc.

No. of questions: 15

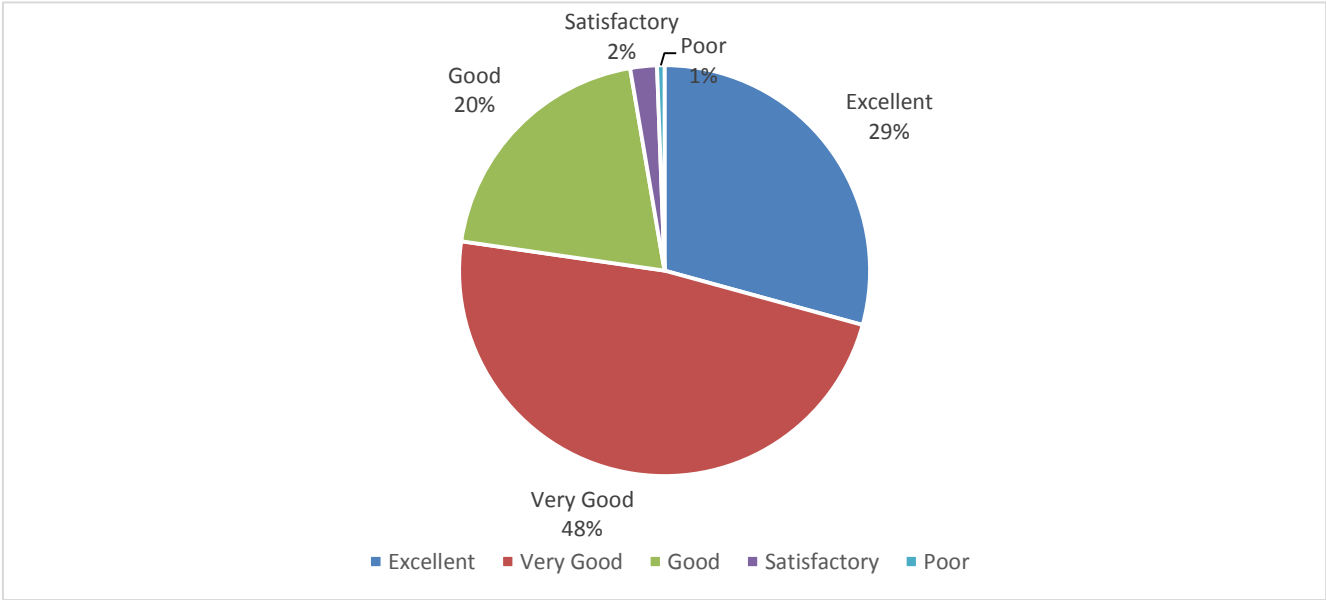
No. of participants: 2046



2017-2018  
Alumni Feedback  
Questionnaire

**Table 1: The courses taught are useful for life**

Options	Responses	Percentage
Excellent	599	29.26233512
Very Good	983	48.02149487
Good	410	20.02931119
Satisfactory	43	2.100635076
Poor	12	0.586223742
Total	2047	100



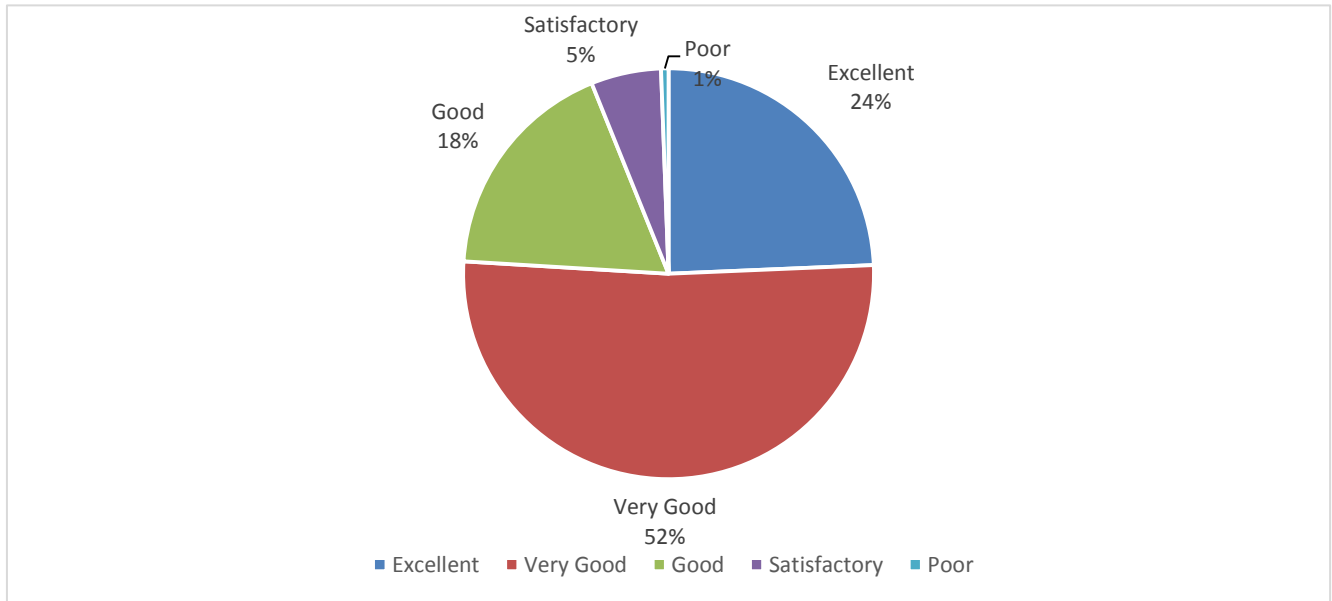




# 2017-2018 Alumni Feedback Questionnaire

Table 2: The courses taught are useful for employment and entrepreneurship

Options	Responses	Percentage
Excellent	498	24.3282853
Very Good	1057	51.63654128
Good	367	17.92867611
Satisfactory	113	5.520273571
Poor	12	0.586223742
Total	2047	100

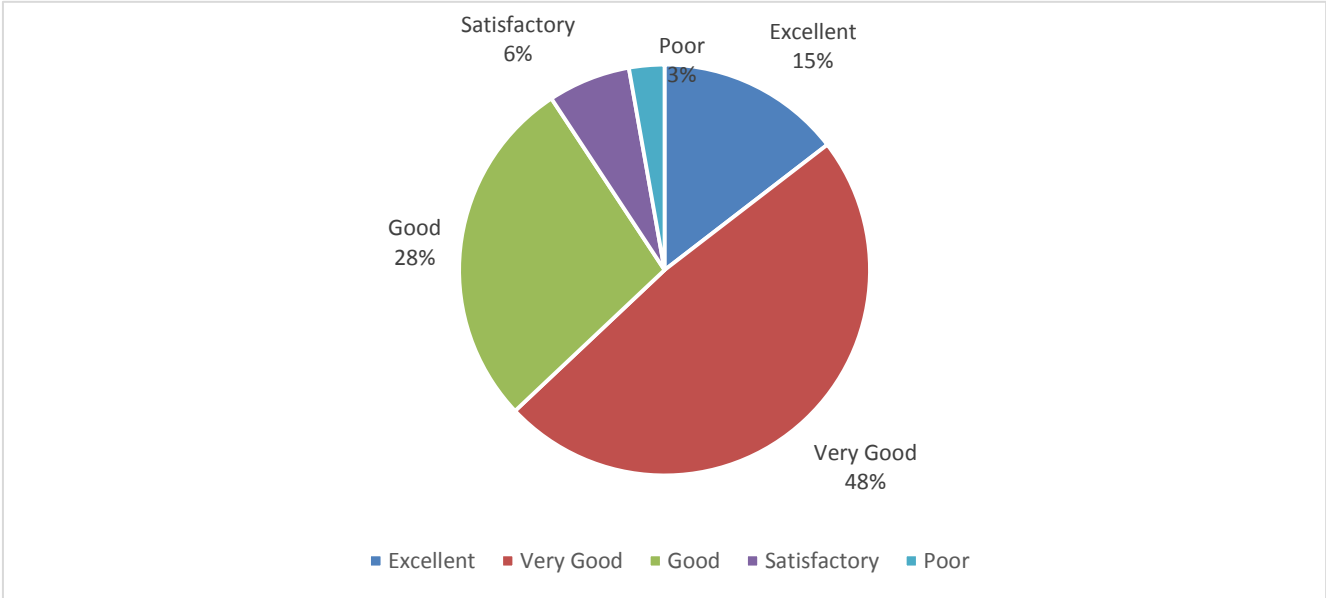




2017-2018  
Alumni Feedback  
Questionnaire

Table 3: The courses taught are useful for higher studies and career planning

Options	Responses	Percentage
Excellent	298	14.55788959
Very Good	991	48.4123107
Good	568	27.74792379
Satisfactory	133	6.497313141
Poor	57	2.784562775
Total	2047	100

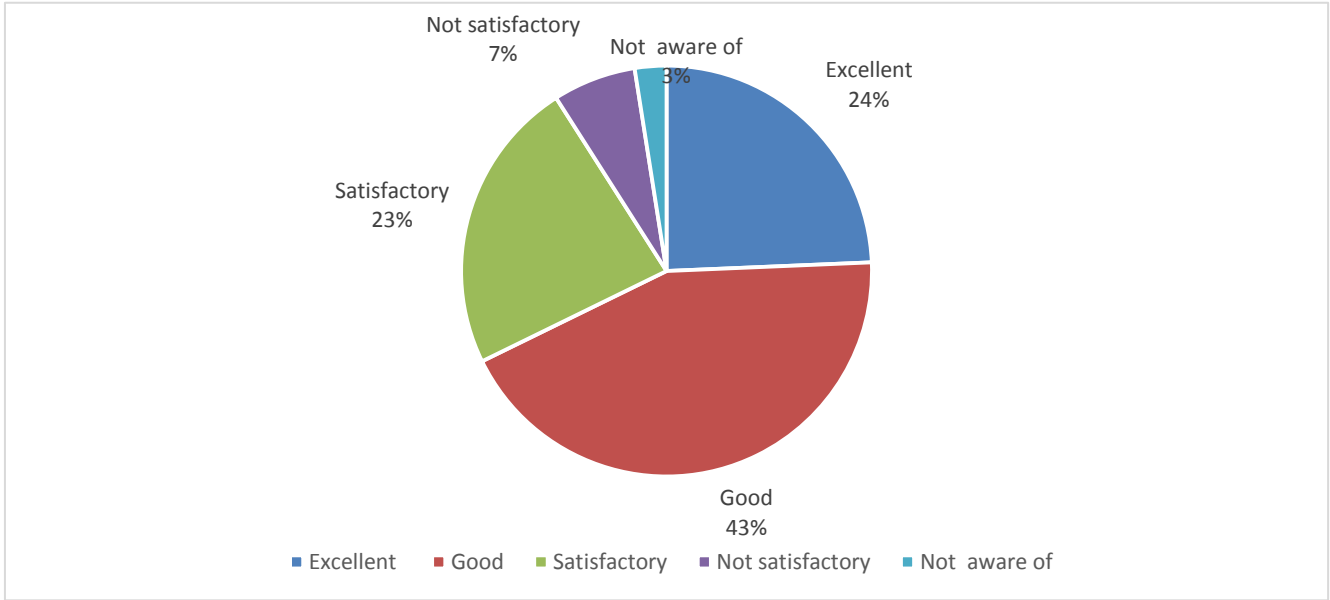




2017-2018  
Alumni Feedback  
Questionnaire

Table 4: Syllabus updated regularly

Options	Responses	Percentage
Excellent	498	24.3282853
Good	889	43.42940889
Satisfactory	475	23.20468979
Not satisfactory	134	6.54616512
Not aware of	51	2.491450904
Total	2047	100

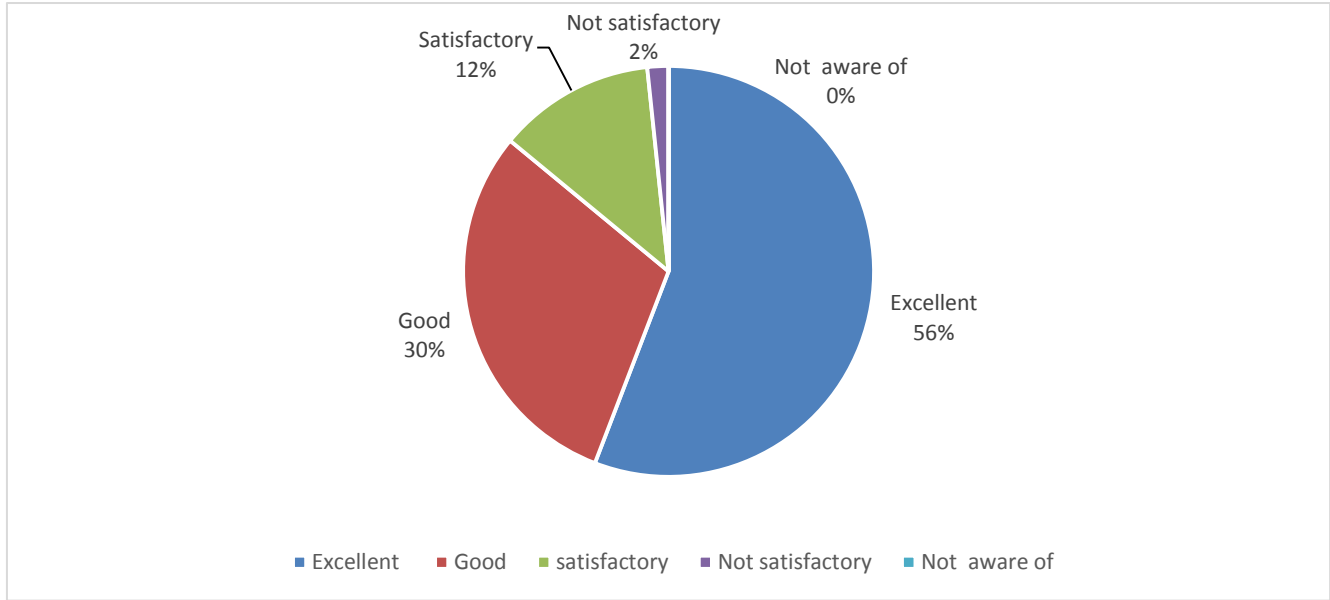




2017-2018  
Alumni Feedback  
Questionnaire

Table 5 : Courses in the programme are appropriate and relevant

Options	Responses	Percentage
Excellent	1143	55.83781143
Good	617	30.14167074
satisfactory	253	12.35955056
Not satisfactory	34	1.660967269
Not aware of	0	0
Total	2047	100



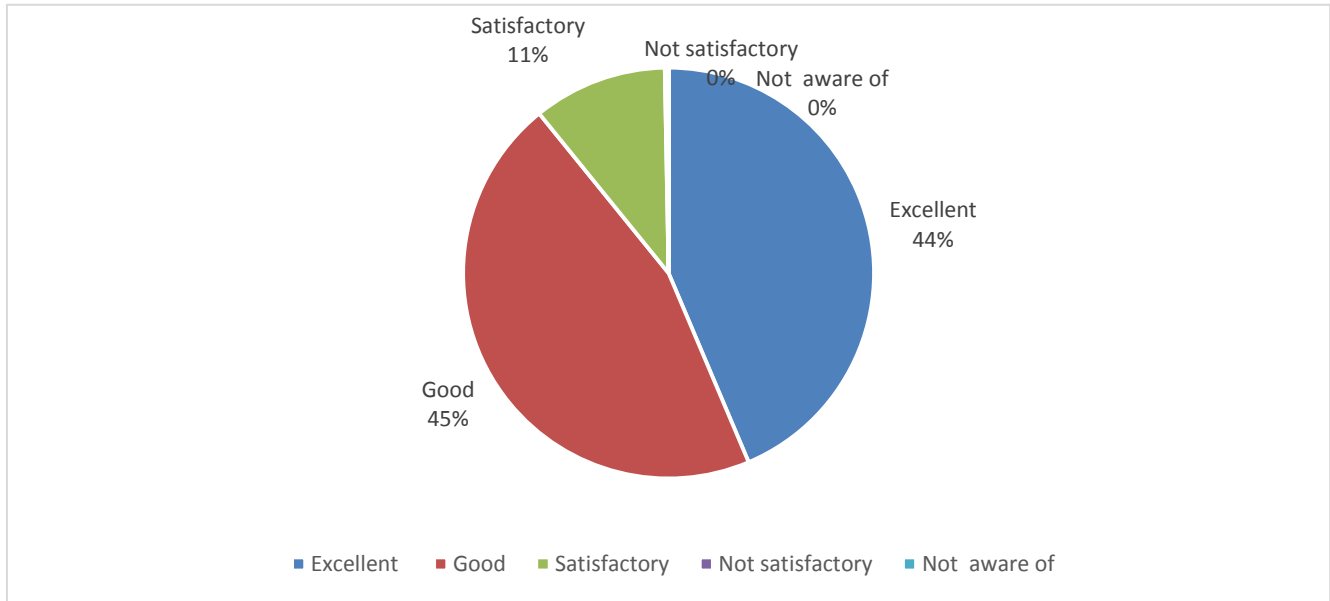




2017-2018  
Alumni Feedback  
Questionnaire

Table 6 : Teachers subject knowledge / expertise:

Options	Responses	Percentage
Excellent	893	43.62481681
Good	932	45.53004397
Satisfactory	216	10.55202736
Not satisfactory	6	0.293111871
Not aware of	0	0
Total	2047	100

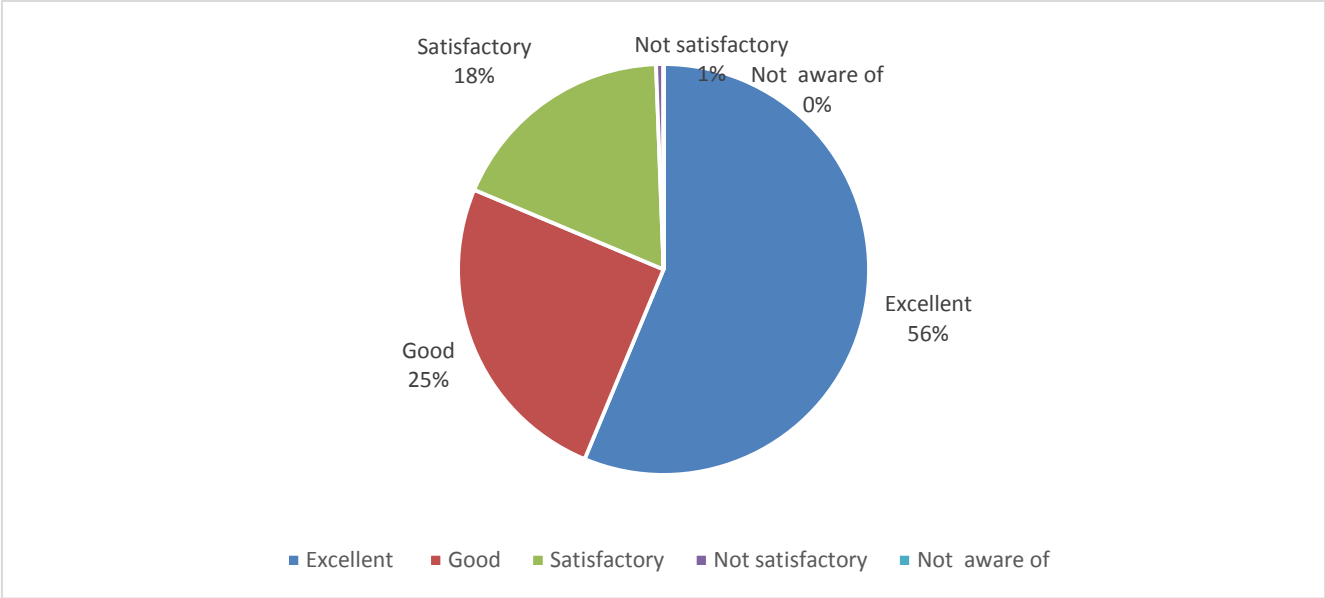




2017-2018  
Alumni Feedback  
Questionnaire

Table 7 : Teaching / Communication style:

Options	Responses	Percentage
Excellent	1152	56.27747924
Good	513	25.06106497
Satisfactory	370	18.07523205
Not satisfactory	12	0.586223742
Not aware of	0	0
Total	2047	100

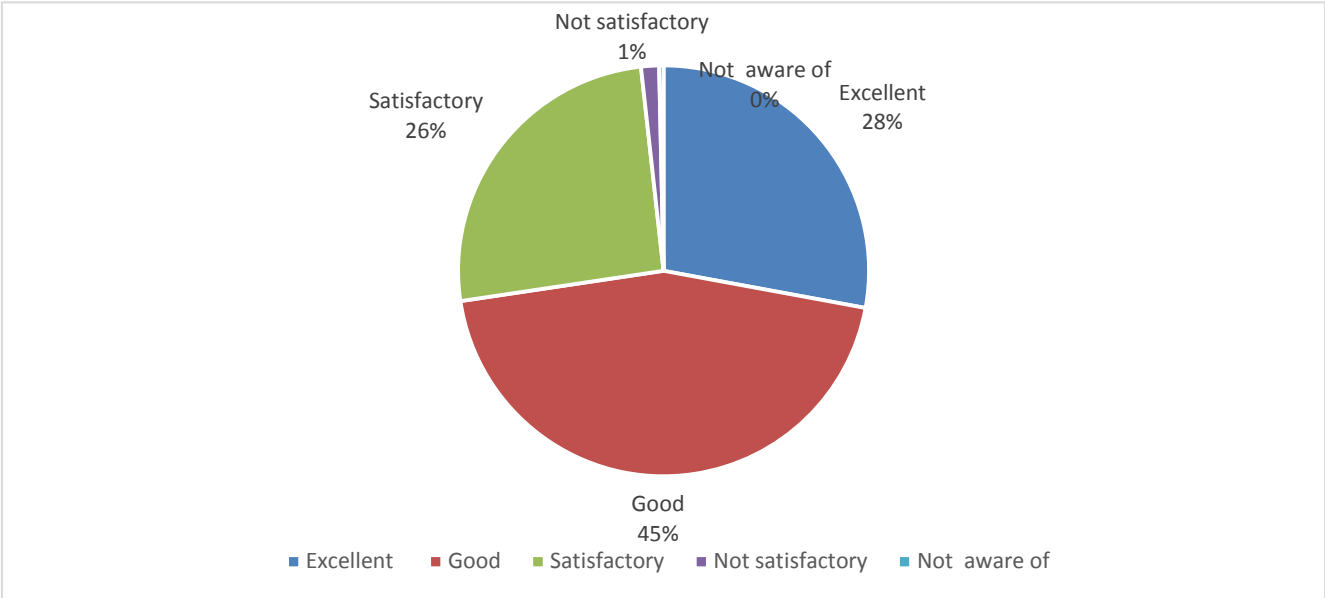




2017-2018  
Alumni Feedback  
Questionnaire

Table 8 : Help for slow learners

Options	Responses	Percentage
Excellent	571	27.89447973
Good	916	44.74841231
Satisfactory	524	25.59843674
Not satisfactory	29	1.416707377
Not aware of	7	0.34196385
Total	2047	100

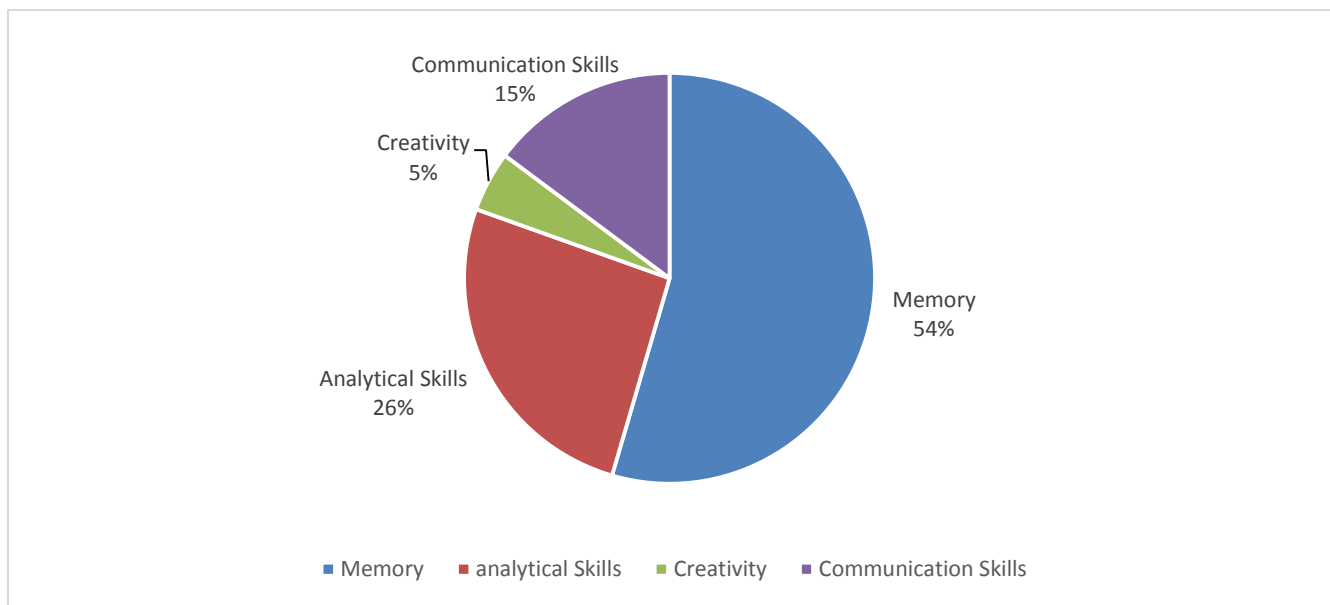




2017-2018  
Alumni Feedback  
Questionnaire

Table 9 The evaluation primarily test

Options	Responses	Percentage
Memory	1116	54.51880801
Analytical Skills	531	25.94040059
Creativity	97	4.738641915
Communication Skills	303	14.80214949
Total	2047	100





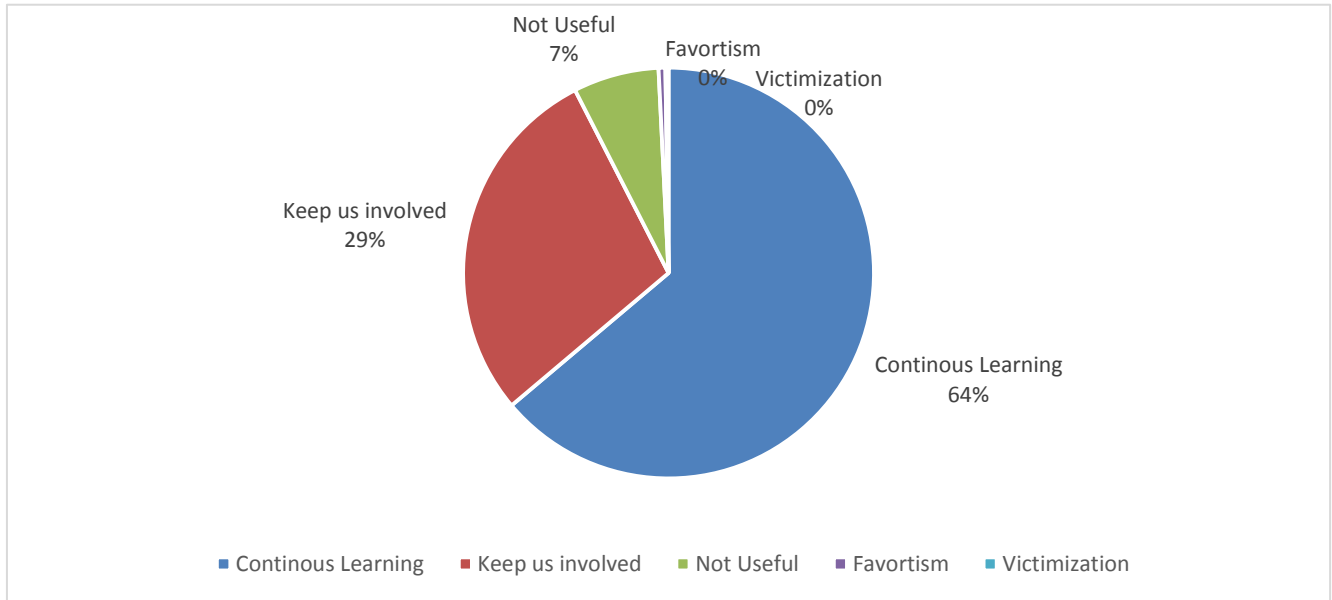




# 2017-2018 Alumni Feedback Questionnaire

Table 11: Continuous Internal Assessment is an instrument of

Options	Responses	Percentage
Continuous Learning	1307	63.84953591
Keep us involved	586	28.6272594
Not Useful	138	6.741573034
Favoritism	11	0.537371764
Victimization	5	0.244259893
Total	2047	100

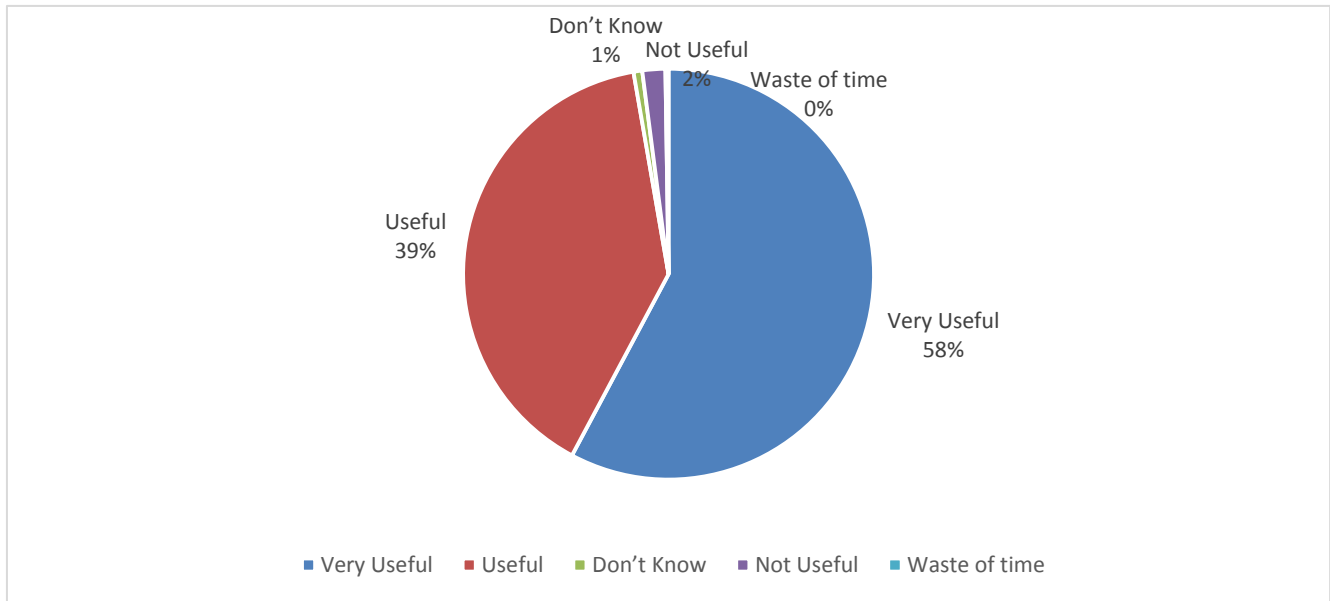




2017-2018  
Alumni Feedback  
Questionnaire

Table 12 : Mentoring System in the college

Options	Responses	Percentage
Very Useful	1183	57.79189057
Useful	808	39.47239863
Don't Know	14	0.683927699
Not Useful	37	1.807523205
Waste of time	5	0.244259893
Total	2047	100

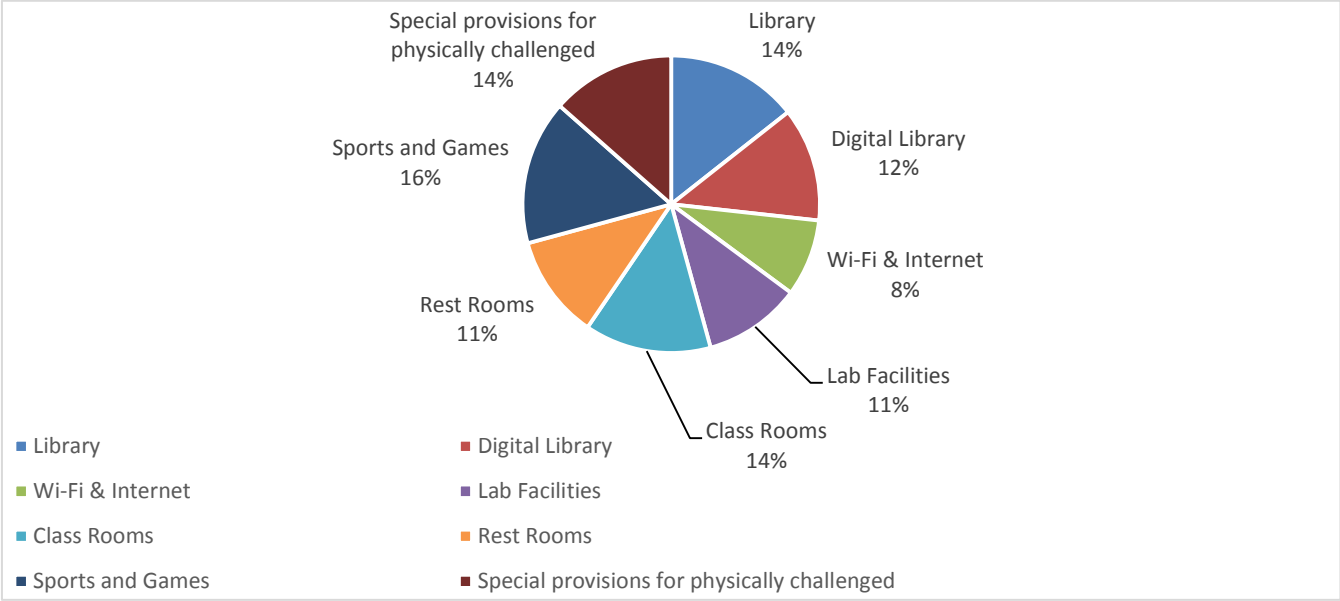




# 2017-2018 Alumni Feedback Questionnaire

**Table 13: The college has facilities to help learning, teaching, evaluation and research**

Options	Excellent	Good	Average	Poor	V.Poor	Total
Library	1121	724	191	7	4	2047
Digital Library	965	972	84	21	5	2047
Wi-Fi & Internet	654	848	392	112	41	2047
Lab Facilities	826	977	191	34	19	2047
Class Rooms	1074	873	89	3	8	2047
Rest Rooms	879	991	165	8	4	2047
Sports and Games	1227	699	119	2	0	2047
Special provisions for physically challenged	1052	779	211	4	1	2047
<b>Total</b>	<b>7798</b>	<b>6863</b>	<b>1442</b>	<b>191</b>	<b>82</b>	<b>16376</b>



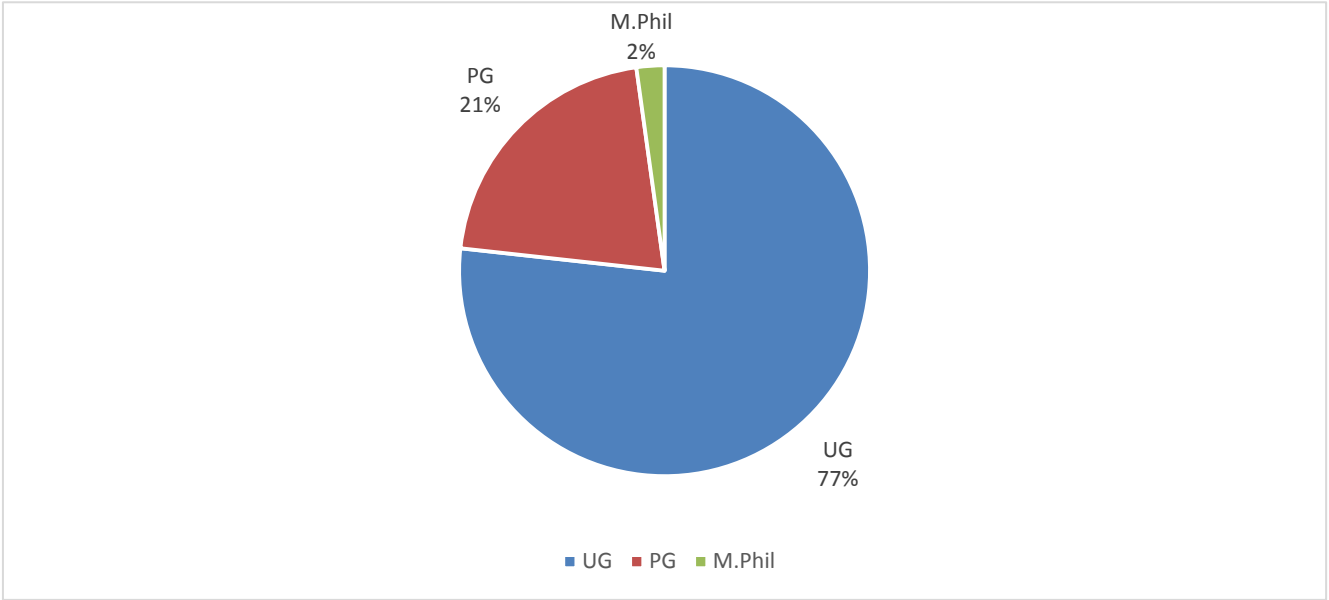




2017-2018  
Alumni Feedback  
Questionnaire

Table 14: Distribution of Programme

Programme	Response	Percentage
UG	1571	76.74645823
PG	431	21.05520274
M.Phil	45	2.198339033
Total	2047	100

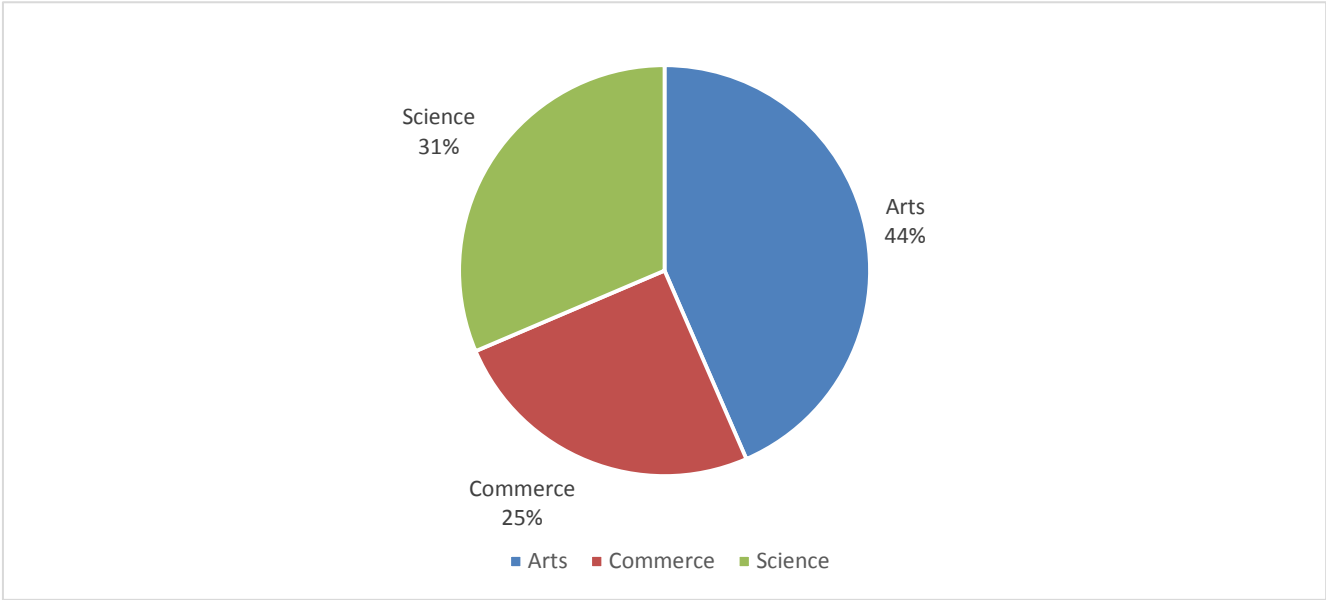




2017-2018  
Alumni Feedback  
Questionnaire

Table 15: Distribution of Stream

Stream	Response	Percentage
Arts	890	43.47826087
Commerce	514	25.10991695
Science	643	31.41182218
Total	2047	100



### **The Relevance of the Courses & Employability Skills:**

As part of the feedback, the students were asked about the usefulness of the courses provided by various departments in Loyola College, 97.2% of respondents found that the courses were useful. Only a minuscule of 0.5% them rated the utility of the courses as poor. 1907 out of 2046 i.e. 93.2% of the respondents added the observation that the courses helped them in nurturing their entrepreneurial and employability skills. Further, regarding syllabus updation, 91% found it to be excellent and satisfactory whereas only a meagre of 2% found it to be not satisfactory. 98.2% of the alumni who participated in the survey expressed that the contents of the course were appropriate and relevant. None of them differed from the above fact.

### **Quality of teaching faculty**


99.6% of the respondents have assertively agreed that the teachers at the college have sound subject knowledge. 2035 out of 2046 i.e. 99.5% of the respondents asserted that the teachers have very good communication style and teaching methodology. Only a minuscule of 0.5% of the respondents chose to differ. 98% of the respondents found the teaching methodology to be very helpful for slow learners. 99.1% of the alumni respondents feel that the Continuous Internal Assessment is an instrument of continuous learning and engaging.

### **Mentoring, sports and infrastructural facilities**


97.7% of respondents expressed that the mentoring facilities at the college were very useful and also the other facilities to help learning, teaching, evaluation and research at college were useful according to 98.4% alumni respondents.

## Conclusion

The consolidated feedback report was shared at the HODs/Coordinators/Officials Meeting and also with the departments for further appropriate actions. Also, in the Open Forum, the feedback is shared with the students as part of the Action Taken Report.



Dr A. Xavier Mahimairaj  
IQAC Coordinator  
Loyola College, Chennai – 34



Rev. Dr Arokiasamy Xavier, S.J.  
Principal  
Loyola College, Chennai – 34





## **INTERNAL QUALITY ASSURANCE CELL (IQAC) LOYOLA COLLEGE (AUTONOMOUS), CHENNAI - 34**

---

### **A Report on the Feedback of Loyola Training & Placement Centre, 2017 -18**

Believing in imparting quality education, Loyola College continues to perform quality control by initiating the conduct of feedback from various stakeholders through IQAC. As part of this professional exercise, whenever the recruiters visit the college for campus interview/providing training sessions or the Job Fair, IQAC collects feedback at random from them and they express their views objectively on the employability skills of the students appearing for the Placement/Campus Interview. The Placement cell also provides training on communication skills and conducts mock interviews and group discussion as part of preparing the students for placement and insists on employability skills development. The questionnaire includes important specific aspects like communication skills, technical skills, subject knowledge, and behavioural skills.

No. of questions: 10

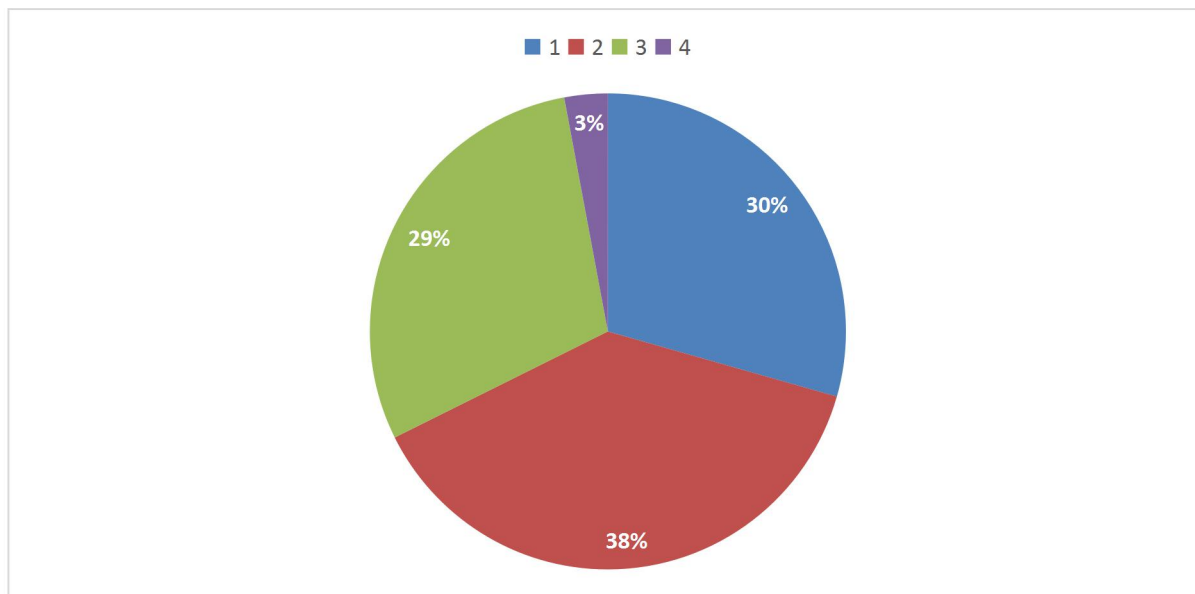
No. of Recruiters: 34



### 1 PRESENTATION SKILLS

**Table No: 1**

Options	No of responses	Percentage
Excellent	10	30
Good	13	38
Satisfactory	10	29
Below Expectations	1	3
<b>Total</b>	<b>34</b>	<b>100</b>

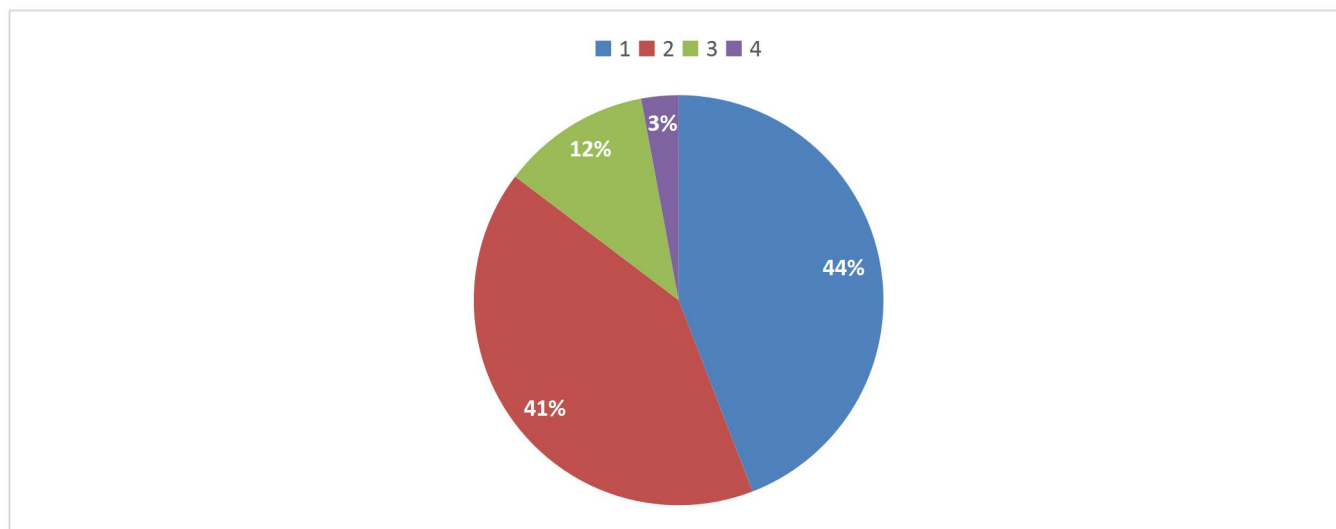


a) EXCELLENT	b) GOOD	c) SATISFACTORY	d) BELOW EXPECTATIONS
10	13	10	1



## 2 APTITUDE SKILL

<b>Table No: 2</b>		
<b>Options</b>	<b>No of responses</b>	<b>Percentage</b>
Excellent	15	44
Good	14	41
Satisfactory	4	12
Below Expectations	1	3
<b>Total</b>	<b>34</b>	<b>100</b>

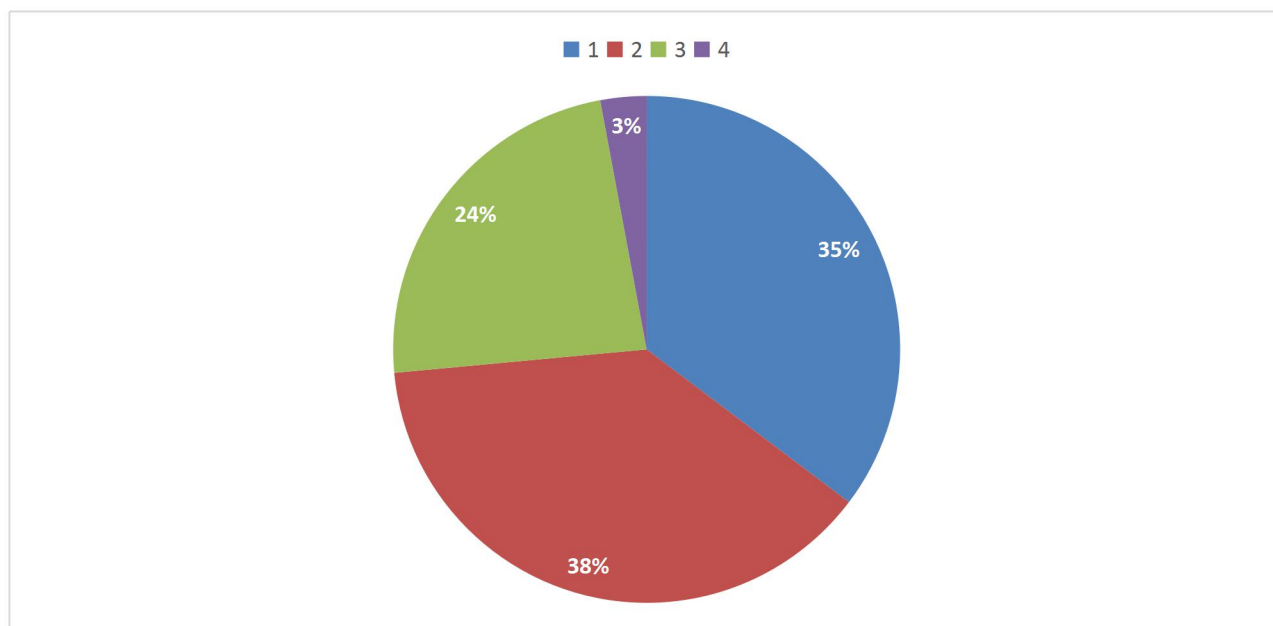


<b>a) EXCELLENT</b>	<b>b) GOOD</b>	<b>c) SATISFACTORY</b>	<b>d) BELOW EXPECTATIONS</b>
15	14	4	1



### 3 BEHAVIOURAL SKILL

Table No: 3		
Options	No of responses	Percentage
Excellent	12	35
Good	13	38
Satisfactory	8	24
Below Expectations	1	3
<b>Total</b>	<b>34</b>	<b>100</b>

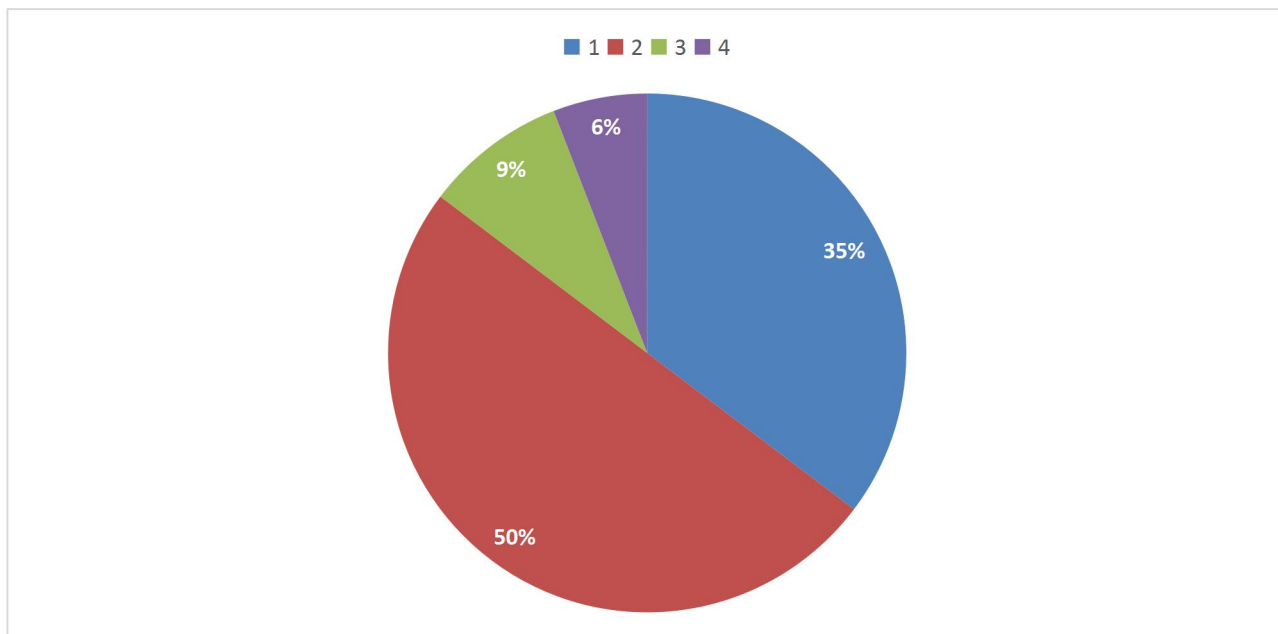


a) EXCELLENT	b) GOOD	c) SATISFACTORY	d) BELOW EXPECTATIONS
12	13	8	1



### 4 ATTITUDE

<b>Table No:4</b>		
<b>Options</b>	<b>No of responses</b>	<b>Percentage</b>
Excellent	12	35.
Good	17	50
Satisfactory	3	9
Below Expectations	2	6
<b>Total</b>	<b>34</b>	<b>100</b>

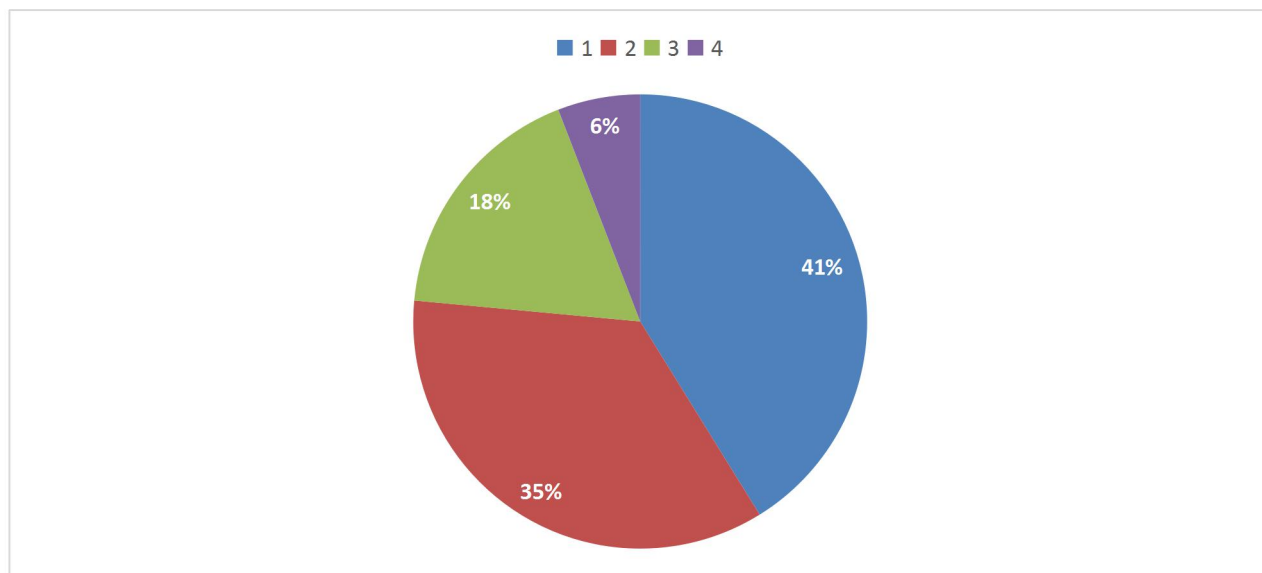


a) EXCELLENT	b) GOOD	c) SATISFACTORY	d) BELOW EXPECTATIONS
12	17	3	2



## 5 SUBJECT KNOWLEDGE

Table No: 5		
Options	No of responses	Percentage
Excellent	14	41
Good	12	35
Satisfactory	6	18
Below Expectations	2	6
<b>Total</b>	<b>34</b>	<b>100</b>



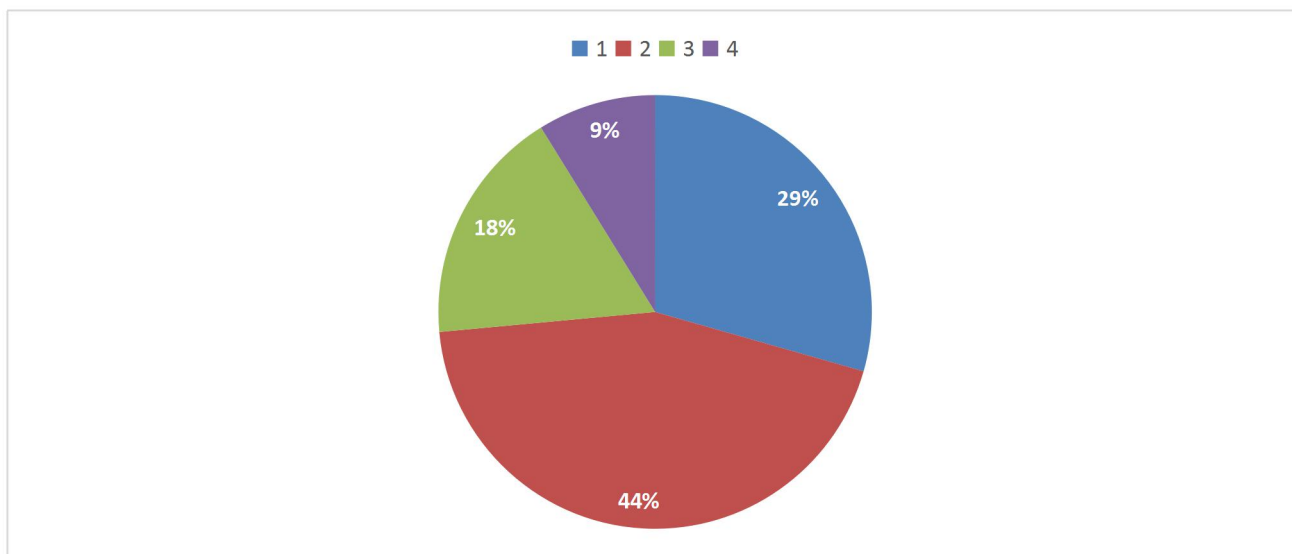
a) EXCELLENT	b) GOOD	c) SATISFACTORY	d) BELOW EXPECTATIONS
14	12	6	2



## 6 TECHNICAL SKILL

**Table No: 6**

Options	No of responses	Percentage
Excellent	10	29
Good	15	44
Satisfactory	6	18
Below Expectations	3	9
<b>Total</b>	<b>34</b>	<b>100</b>



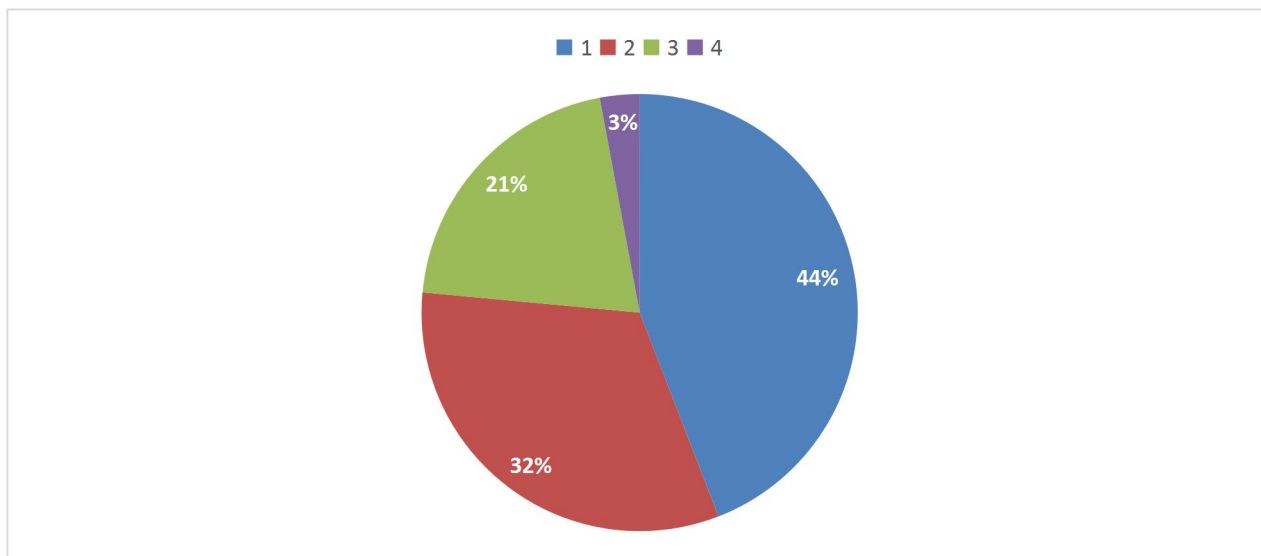
a) EXCELLENT	b) GOOD	c) SATISFACTORY	d) BELOW EXPECTATIONS
10	15	6	3



## 7 COMMUNICATION SKILLS

**Table No: 7**

Options	No of responses	Percentage
Excellent	15	44
Good	11	32
Satisfactory	7	21
Below Expectations	1	3
<b>Total</b>	<b>34</b>	<b>100</b>



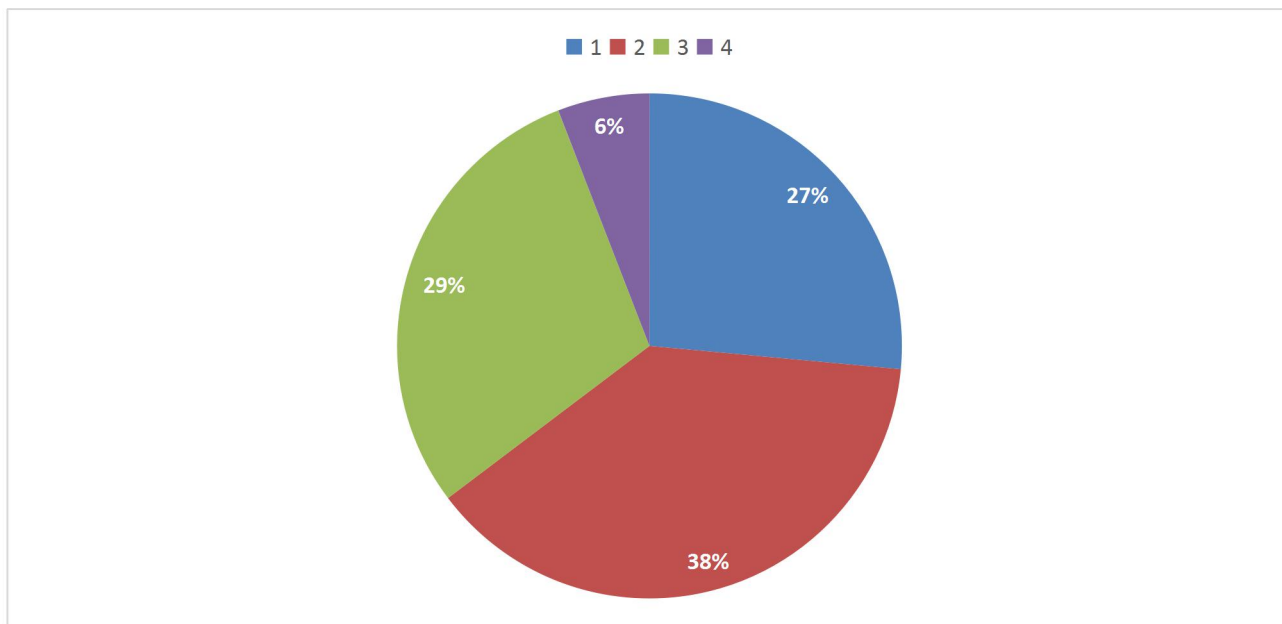
a) EXCELLENT	b) GOOD	c) SATISFACTORY	d) BELOW EXPECTATIONS
15	11	7	1





### 8 GROUP DISCUSSION PERFORMANCE

Table No: 8		
Options	No of responses	Percentage
Excellent	9	27
Good	13	13
Satisfactory	10	10
Below Expectations	2	2
<b>Total</b>	<b>34</b>	<b>100</b>



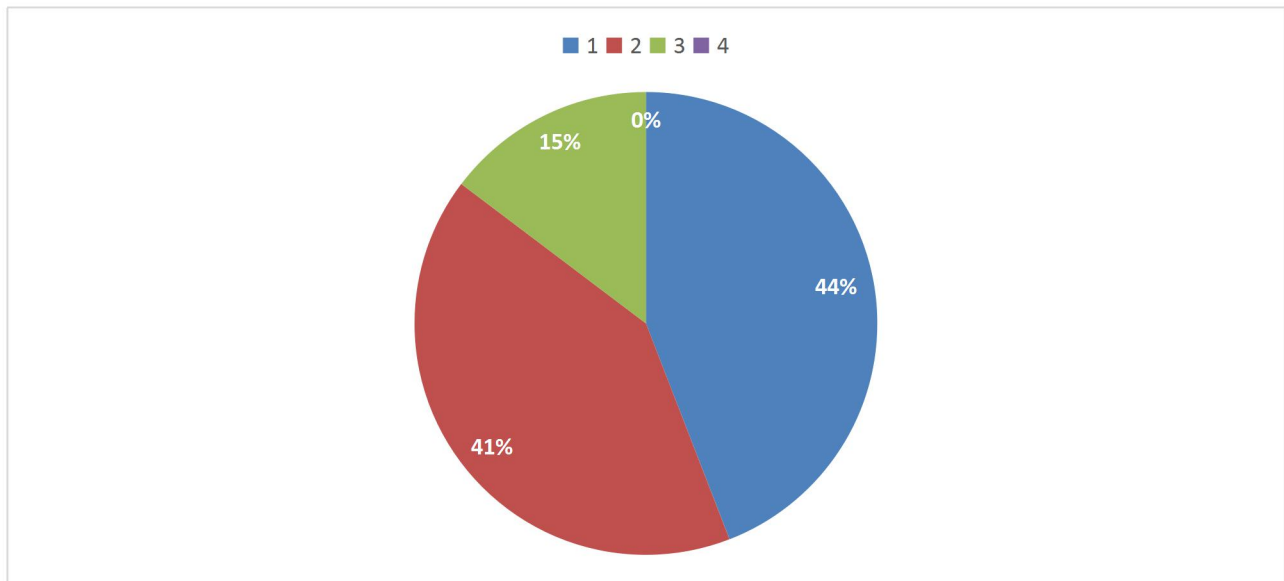
a) EXCELLENT	b) GOOD	c) SATISFACTORY	d) BELOW EXPECTATIONS
9	13	10	2



## 9 INTERVIEW PERFORMANCE

**Table No: 9**

Options	No of responses	Percentage
Excellent	15	44
Good	14	41
Satisfactory	5	15
Below Expectations	0	0
<b>Total</b>	<b>34</b>	<b>100</b>



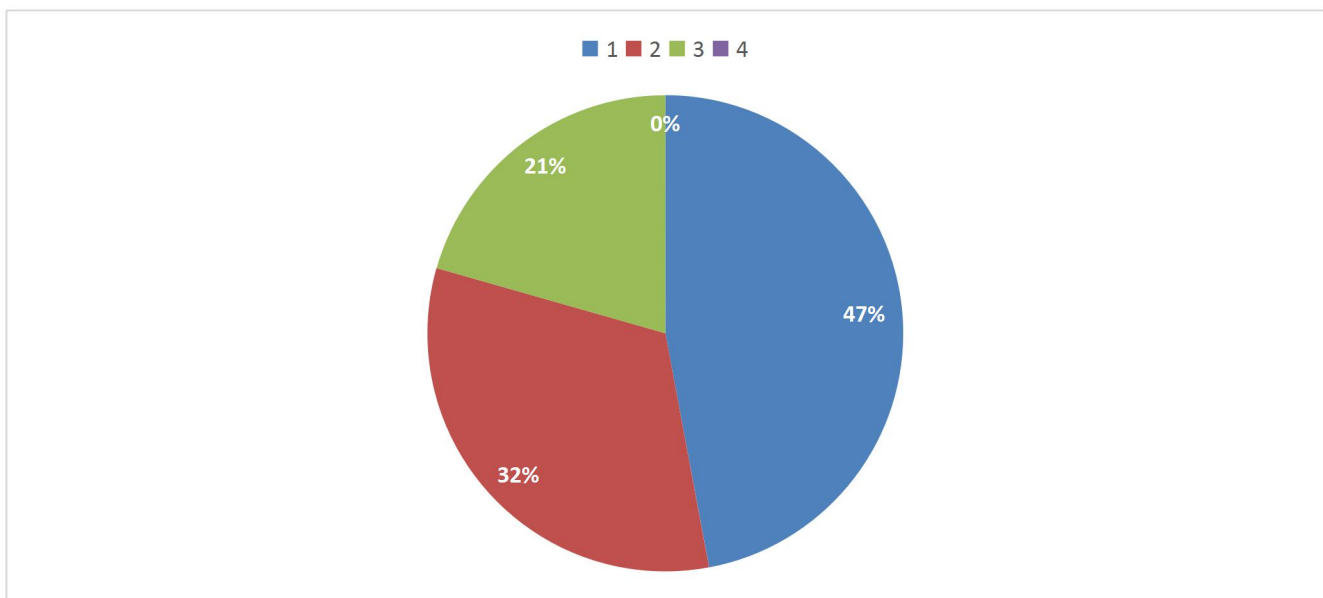
a) EXCELLENT	b) GOOD	c) SATISFACTORY	d) BELOW EXPECTATIONS
15	14	5	0



**10 VARIOUS FACILITIES AND PROVISIONS FOR CAMPUS PLACEMENT**

**Table No: 10**

Options	No of responses	Percentage
Excellent	16	47
Good	11	32
Satisfactory	7	21
Below Expectations	0	0
<b>Total</b>	<b>34</b>	<b>100</b>



a) EXCELLENT	b) GOOD	c) SATISFACTORY	d) BELOW EXPECTATIONS
16	11	7	0

### **Communication & Presentation Skills**

According to the appraisal, 97% of the students had the capacity to communicate and present their ideas effectively, while the remaining 3% of the students were deplorable in these skills.

### **Aptitude & Attitude**

Assessing the aptitude of the students it was found that 97% of them had the necessary aptitude. The rest were deficient in it. As far as the attitude was concerned, 94% of the students showed the right attitude according to the respondents but the remaining 6% were found to suffer from an unhealthy attitude

### **Technical Skills & Subject Knowledge**

The respondents estimated that 94% of the students had a thorough understanding of their subjects while the rest were found wanting in it. Similarly, 91% of the students were technically sound but the remaining 9% of the students had to improve this skill.

### **Interview & Group Discussion Performance and Behavioural Skills**

It was noted that 85% of the students performed exceptionally in interviews while the rest satisfied the expectations of the recruiters. 94% of the students according to the survey knew how to perform in group discussions but the remaining 6% of the students were poor in it. Regarding behaviour, 97% of the students had the expected behaviour required by the recruiters whereas the rest had to enhance that skill.

### **Facilities of the Placement Cell**

Examining the facilities, opportunities and other provisions related to campus interview/placement at Loyola College, 79% of the recruiters felt that it was outstanding and the remaining 21% of them found that it satisfied their expectations. There was no response recorded in the 'Below Expectations' category.

### **Conclusion**

The consolidated feedback report is shared at the HODs/Coordinators/Officials Meeting and also with the departments for further appropriate actions and decision makings at various levels.



Dr A. Xavier Mahimairaj

IQAC Coordinator

Loyola College, Chennai – 34



Rev. Dr Arokiasamy Xavier, S.J.

Principal

Loyola College, Chennai – 34



## **INTERNAL QUALITY ASSURANCE CELL (IQAC) LOYOLA COLLEGE (AUTONOMOUS), CHENNAI - 34**

---

### **A Report on the Feedback of Parents, Shift I, 2017-2018**

“Quality is conformance to requirements.”- Philip Crosby

Loyola College, known for rendering quality education, attempts regularly a quality check from its various stakeholders through IQAC. As part of the quality control mechanism, IQAC conducts feedback sessions with the parents whose insights help to augment quality services as well as make the right decisions wherever necessary. Every semester, a feedback session is conducted during the Parent-Teacher Meet. During the academic year, 2017-18, the Parent-Teacher Meet was conducted on 22<sup>nd</sup> July 2017 and 20<sup>th</sup> January 2018. Also, when parents visit the departments they share their views informally.

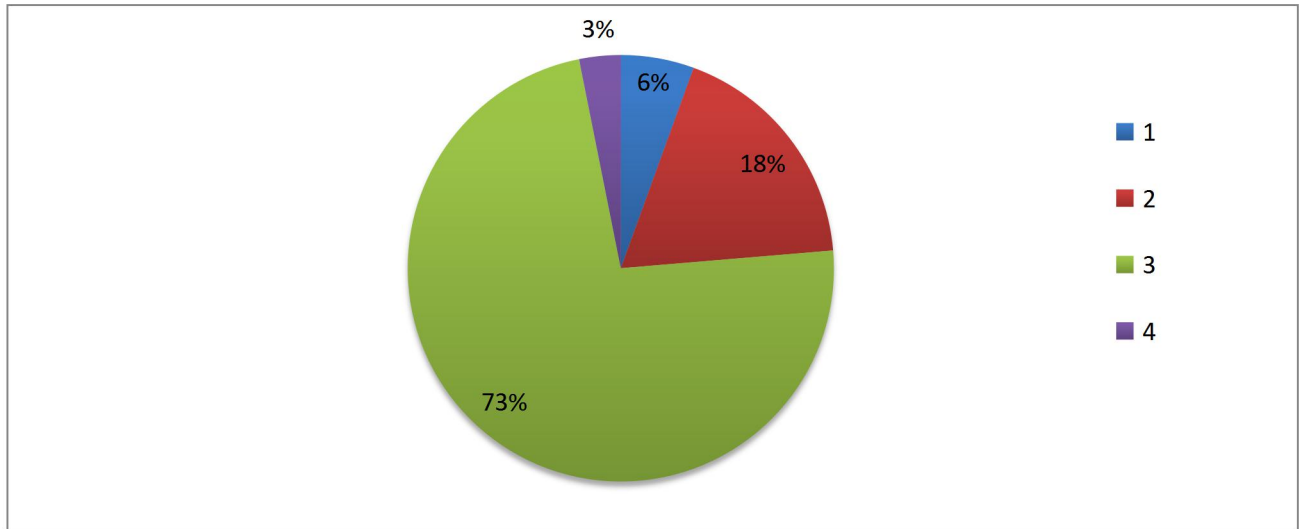
The questionnaire included important aspects of quality of curricular/co-curricular programs and the teaching faculty as well as their availability to meet the parents at the departments, affordability of tuition fees, infrastructural facilities and their overall impression of the college.

No. of questions: 12

No. of Parents Participated: 414

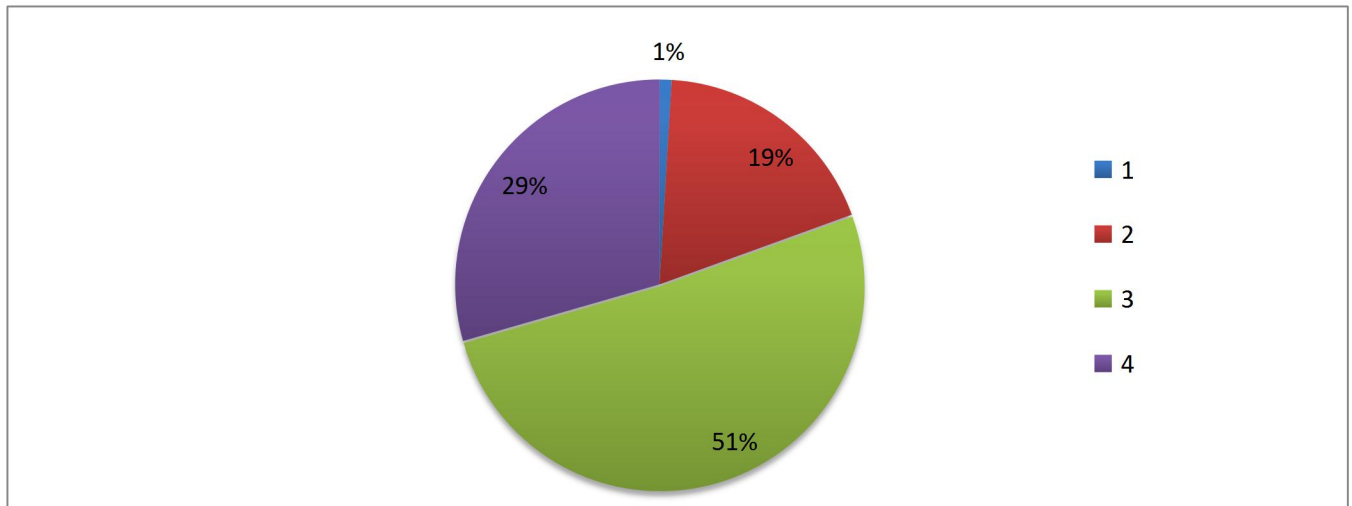


### 1) Academic Program in Loyola is



A) RIGOROUS 6%	B) NOT SO RIGOROUS 18%	C) ADEQUATE 73%	D) INADEQUATE 3%
23	75	303	13

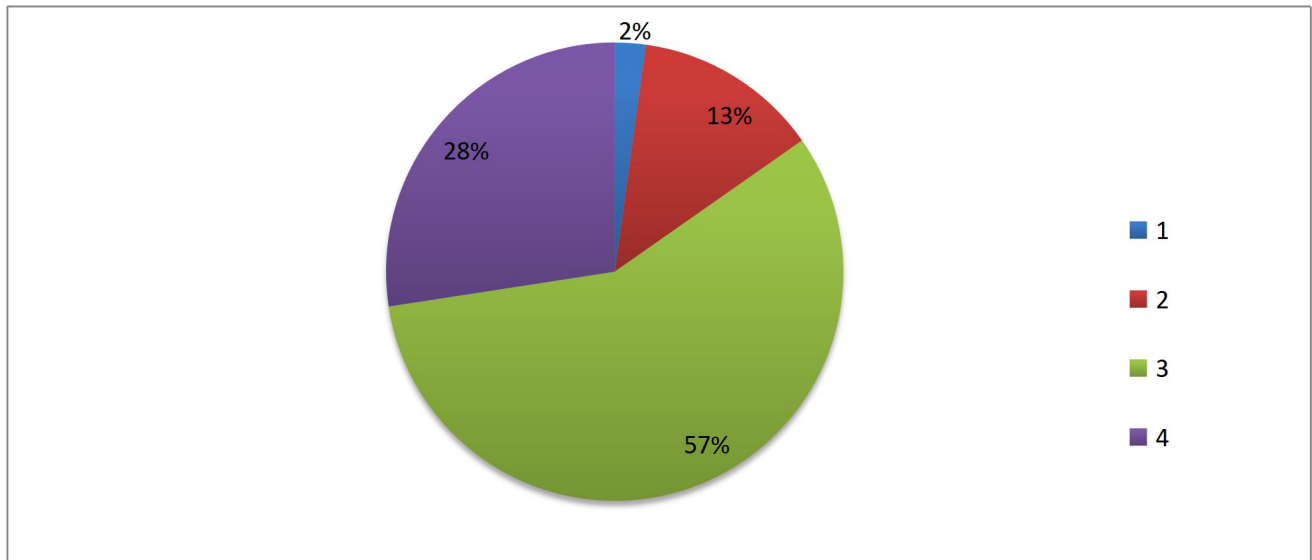
### 2) Quality of the teachers at Loyola is



A) NOT SATISFACTORY 1%	B) SATISFACTORY 19%	C) GOOD 51%	D) EXCELLENT 29%
4	78	215	124

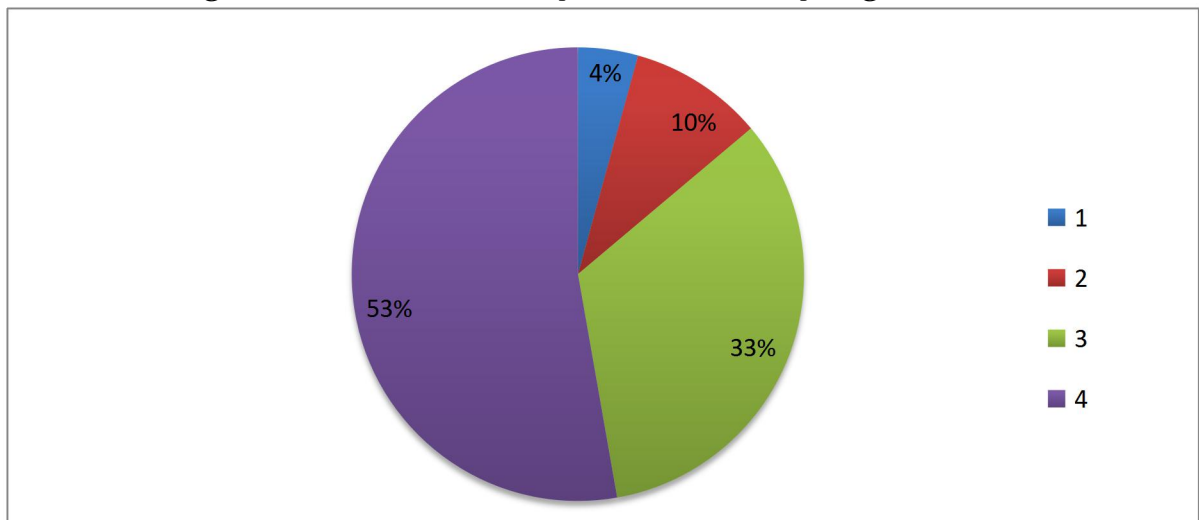


### 3) Accessibility of the teacher for parents in the department



A) NOT SATISFACTORY 2%	B) SATISFACTORY 13%	C) GOOD 57%	D) EXCELLENT 28%
9	54	236	113

### 4) Internship as part of the degree programme is (one month outside the college, work in an industry or civil society organisation)

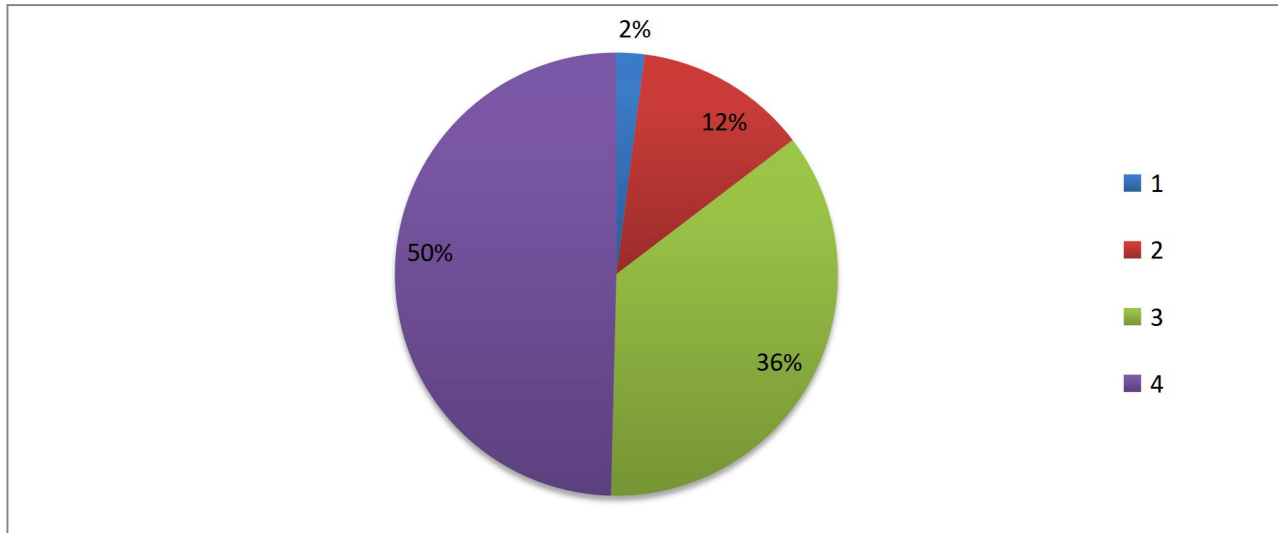


A) NOT VERY USEFUL 4%	B) SOMETIMES USEFUL 10%	C) MOSTLY USEFUL 33%	D) VERY USEFUL 53%
13	38	132	209



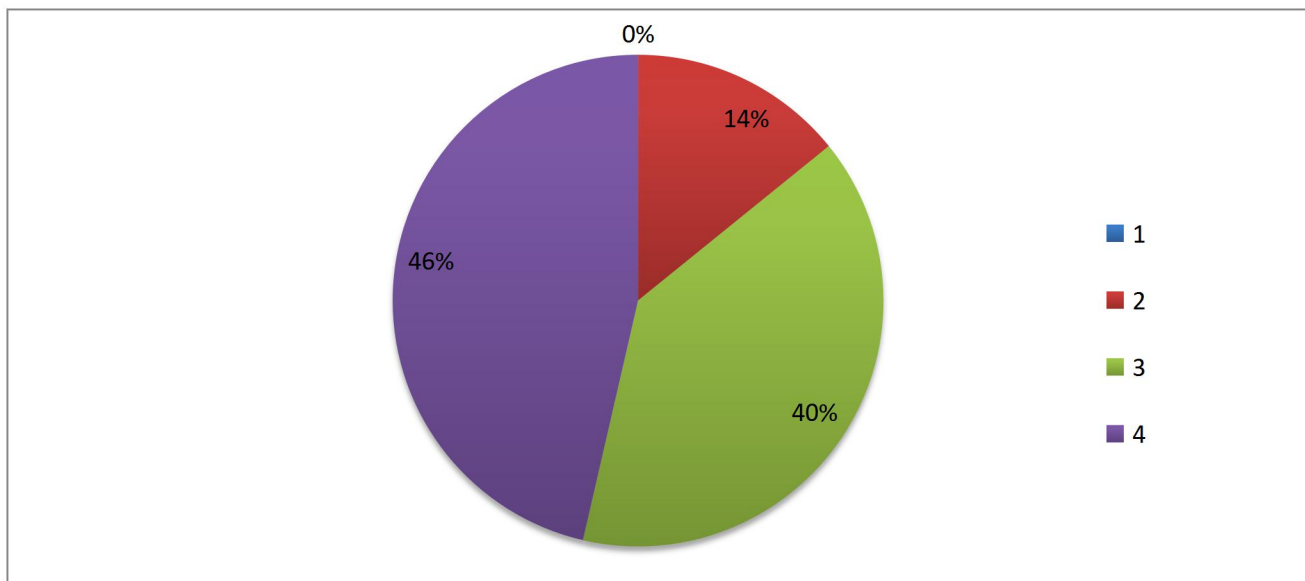


### 5) Usefulness of the Outreach programme



A) NOT VERY USEFUL	B) SOMETIMES USEFUL	C) MOSTLY USEFUL	D) VERY USEFUL 50%
2%	12%	36%	50%
8	49	139	193

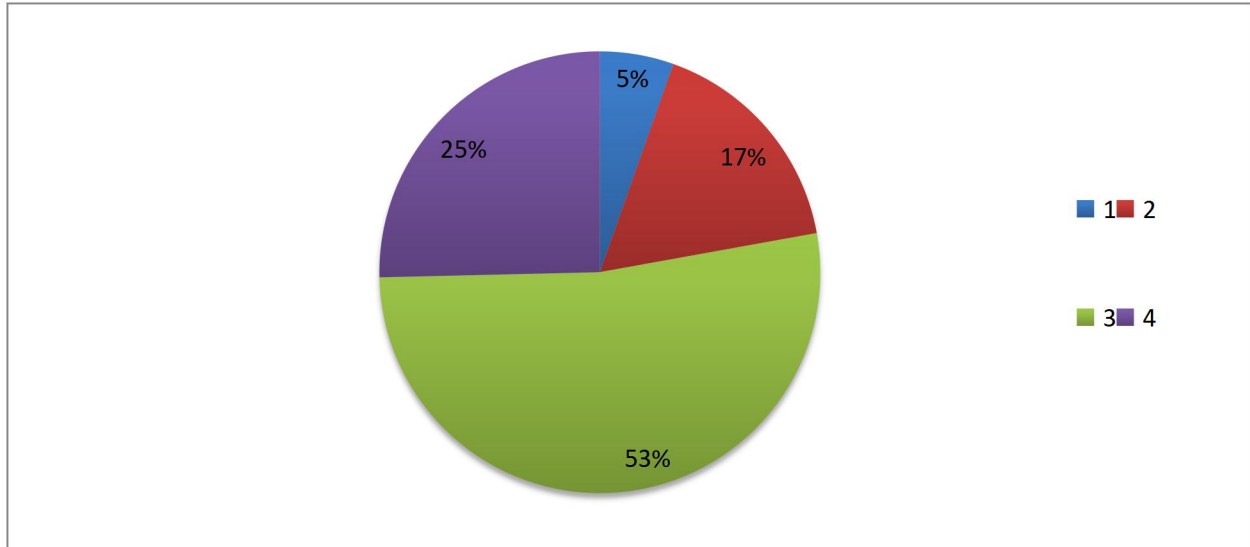
### 6) Infrastructure in the campus: (Labs, Classrooms, Library & Canteen)



A) NOT SATISFACTORY	B) SATISFACTORY 14%	C) GOOD 40%	D) EXCELLENT 46%
0%	14%	40%	46%
0	59	164	193

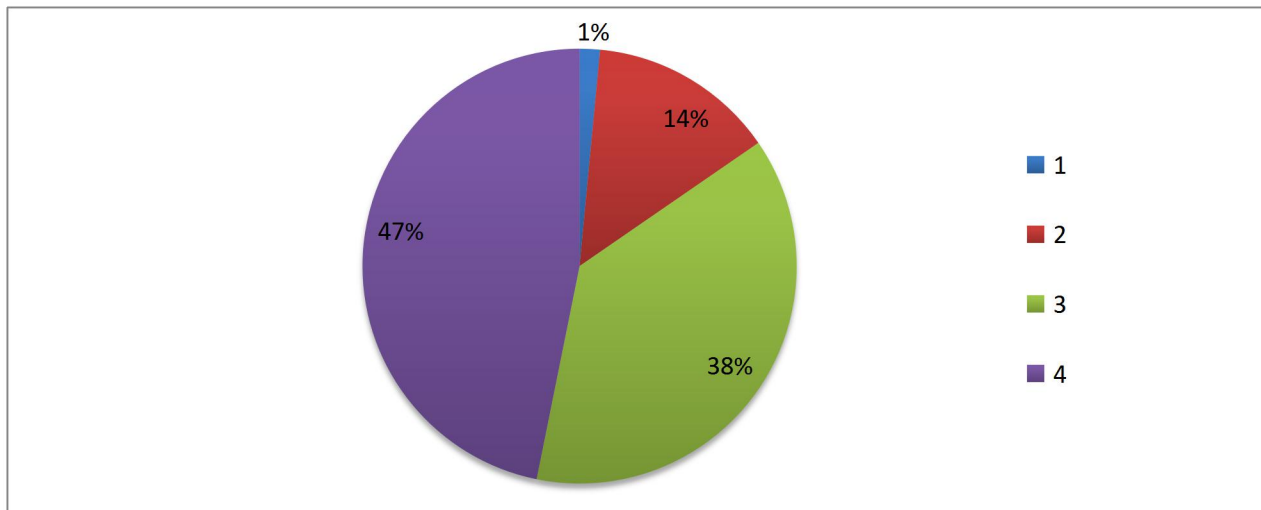


7) Standard of the CA Test and Semester Examinations are



A) LOW 5%	B) SATISFACTORY 17%	C) GOOD 53%	D) EXCELLENT 25%
22	68	213	103

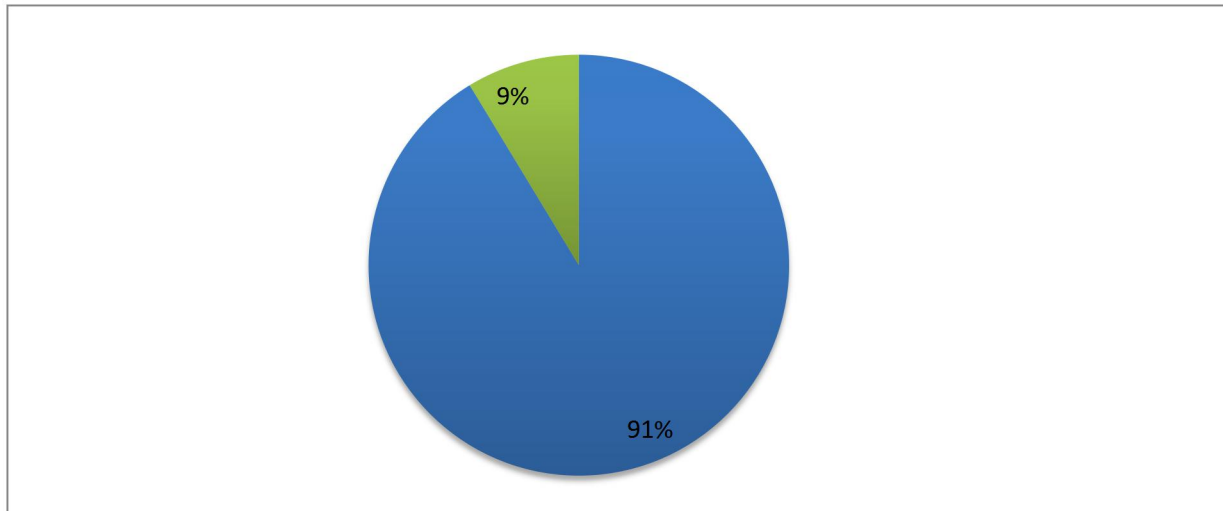
8) Co-curricular activities (Seminars, symposia, department festival and college cultural NCC, NSS) help the student



A) NOT VERY USEFUL 1%	B) SOMETIMES USEFUL 14%	C) MOSTLY USEFUL 38%	D) VERY USEFUL 47%
5	46	125	155

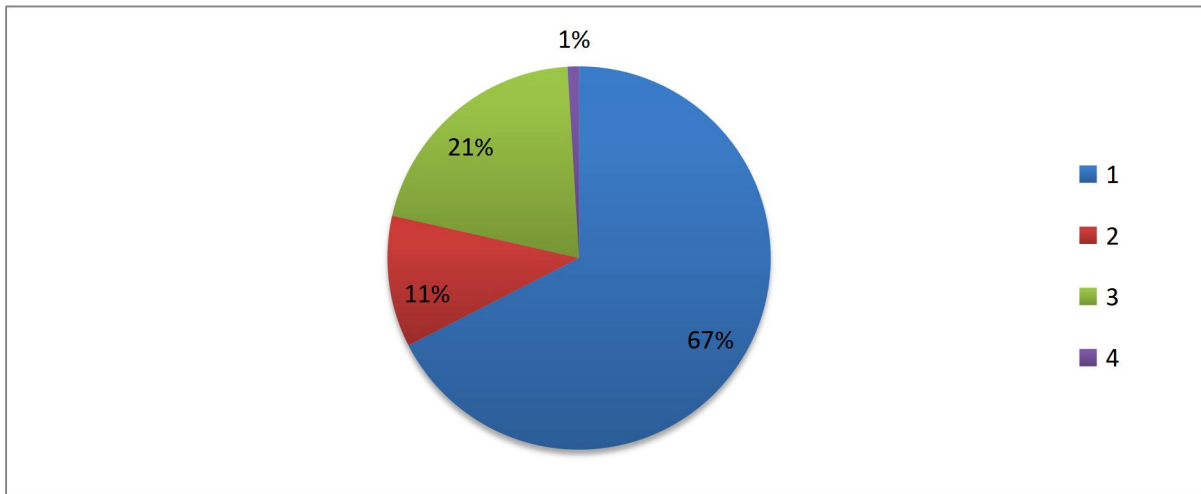


9) The fees collected by the college for all the courses is affordable



A) YES 91%	B) NO 9%
368	35

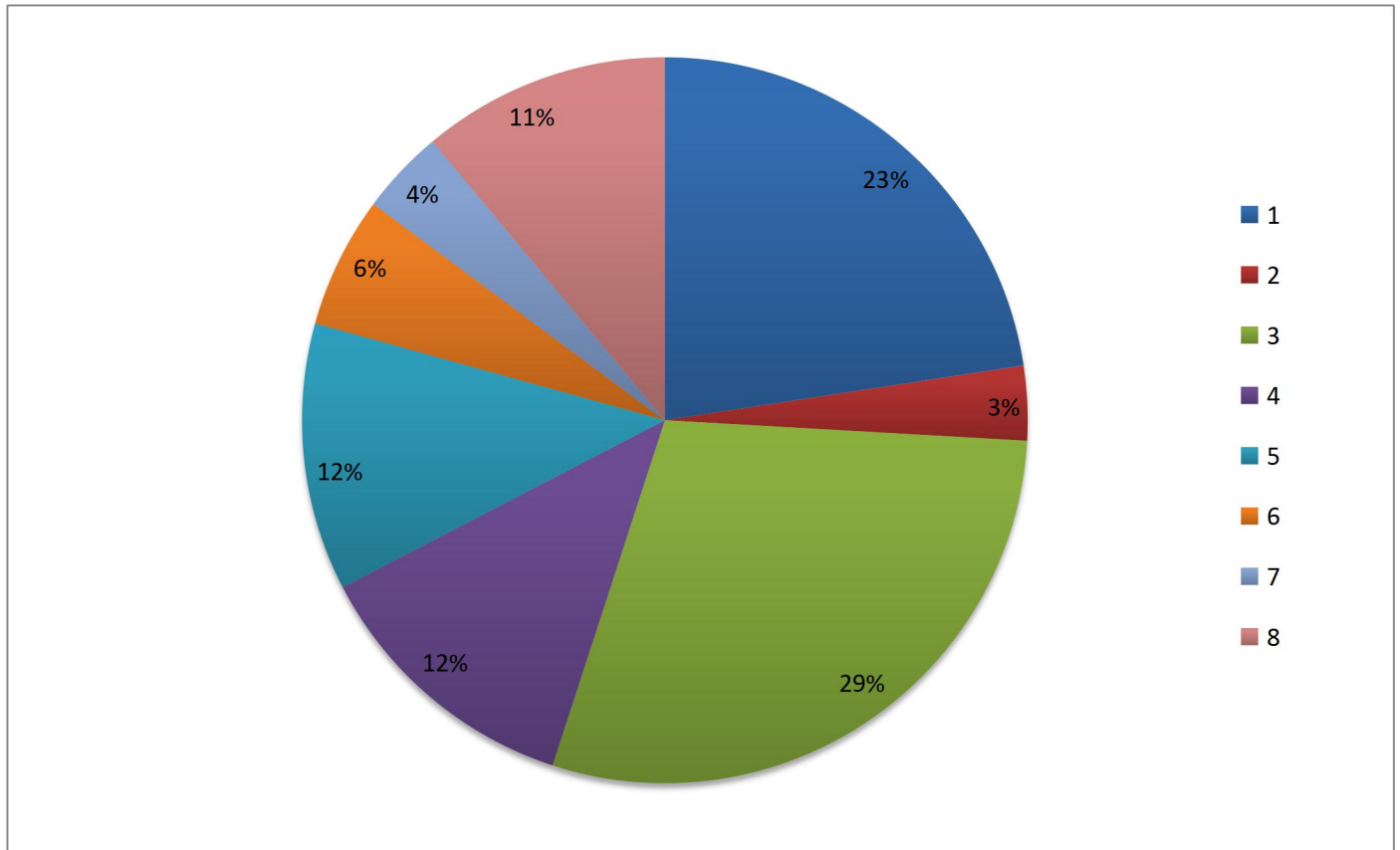
10) My overall impression of the college



A) GREAT AND COMMENDABLE 67%	B) HAPPY TO SOME EXTENT 11%	C) JUST ENOUGH 21%	D) NOT SATISFIED 1%
280	46	85	4



11) Choose any three aspects you consider best at Loyola



A) TEACHING 23%	B) RESEARCH 3%	C) DISCIPLINE 29%	D) INFRASTRUCTURE 12%
239	35	308	131

E) MANAGEMENT 12%	F) ADMISSION POLICY 6%	G) ACADEMIC CLIMATE 4%	H) EXTRA ACTIVITIES 11%
126	62	40	117

### **Quality of Curricular & Co-Curricular Programs and Faculty**

When the parents were asked to opine on the quality of Academic Program in Loyola, 97% (401 out of 414) of them expressed that it was excellent and 80% said that the Quality of Teachers was good while 4% of them were not satisfied.

86% of the respondents emphasized that the Internship as part of the degree program was an excellent aspect and also the inclusion of the Outreach Program.

78% of the parents indicated that the Standard of CIA tests and semester examination was excellent while 5% expressed 'not satisfied'.

Co-Curricular activities in Loyola College is useful according to 85% of the parents who participated in the survey.

### **Fees & Infrastructural Facilities**

91% of them also added that the fees collected by the College were affordable whereas 9% of the respondents expressed 'not satisfied'.

Many of the participant parents, 86%, confidently stated that Infrastructure facilities on the campus were excellent and there was no response under the category 'not satisfied'.


### **Overall Impression of the College**


When asked about three best aspects among a list of ten, many of them prioritized 1) Teaching, 2) Discipline and 3) Infrastructure and also suggested further improvements in these areas.

410 parents out of 414, who participated in the survey, responded proudly that their overall Impression of the college was excellent while 1% of them expressed 'not satisfied'.

### **Conclusion**

The consolidated feedback report is shared at the HODs/Coordinators/Officials Meeting and also with the departments for further appropriate actions and decision makings.

  
Dr A. Xavier Mahimairaj  
IQAC Coordinator  
Loyola College, Chennai – 34

  
Rev. Dr Arokiasamy Xavier, SJ  
Principal  
Loyola College, Chennai – 34



## **INTERNAL QUALITY ASSURANCE CELL (IQAC) LOYOLA COLLEGE (AUTONOMOUS), CHENNAI - 34**

---

### **A Report on the Feedback of Parents, Shift II, 2017-2018**

Rendering quality education, Loyola College constantly attempts a quality check by conducting feedback sessions with its various stakeholders. As part of the quality control mechanism, IQAC conducts surveys and solicits feedback from the parents whose insights help to augment quality services as well as make the right decisions wherever necessary. Every semester, a feedback session is conducted during the Parent-Teacher Meet. During the academic year, 2017-18, the Parent-Teacher Meet was conducted on 22<sup>nd</sup> July 2017 and 20<sup>th</sup> January 2018. Also, when parents visit the departments they share their views informally.

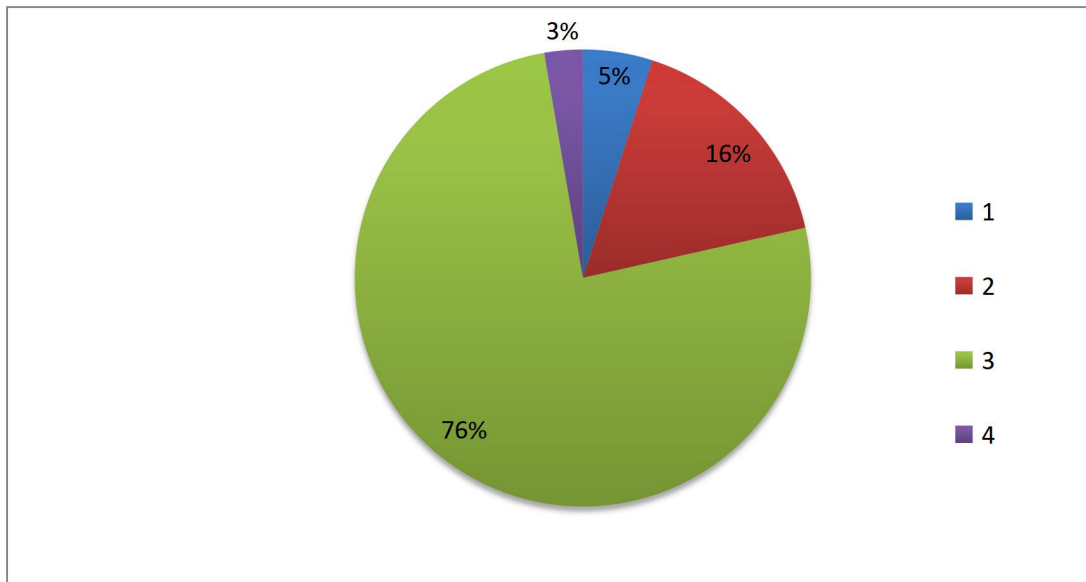
The questionnaire included important aspects of quality of curricular/co-curricular programs and the teaching faculty as well as their availability to meet the parents at the departments, affordability of tuition fees, infrastructural facilities and their overall impression of the college.

No. of questions: 12

No. of Parents Participated: 405

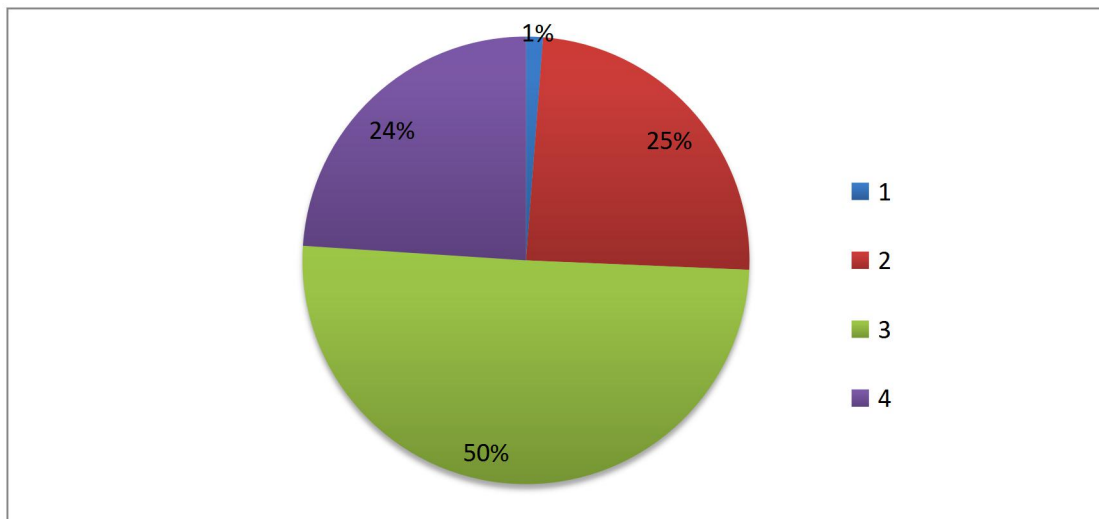


### 1) Academic Program in Loyola is



A) RIGOROUS 5%	B) NOT SO RIGOROUS 16%	C) ADEQUATE 76%	D) INADEQUATE 3%
20	67	307	11

### 2) Quality of the teachers at Loyola is



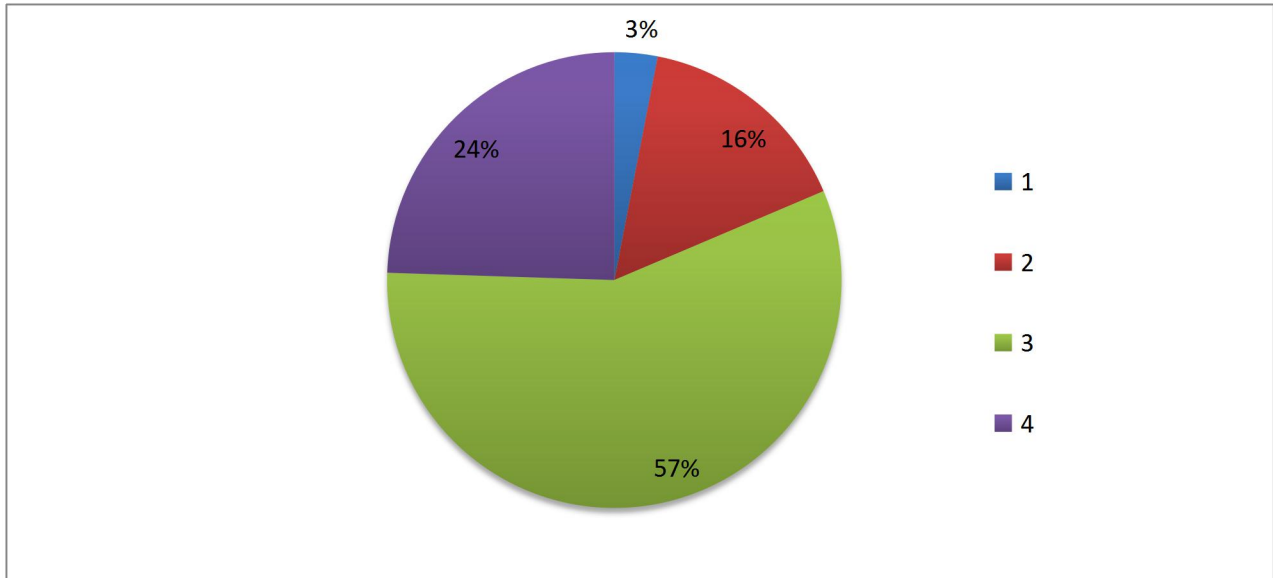
A) NOT SATISFACTORY	B) SATISFACTORY	C) GOOD	D) EXCELLENT
---------------------	-----------------	---------	--------------





5	100	206	98
---	-----	-----	----

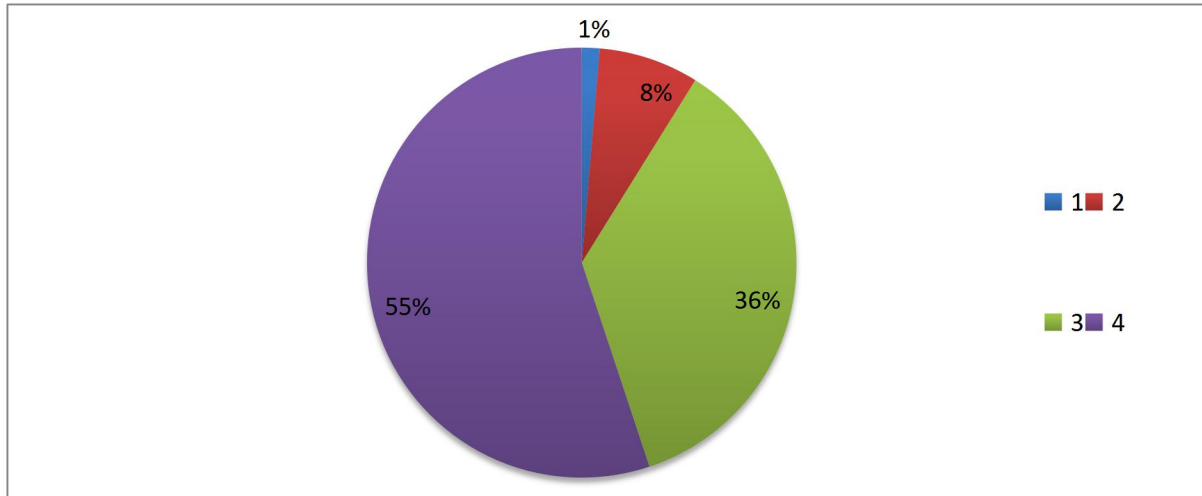
### 3) Accessibility of the teacher for parents in the department



A) NOT SATISFACTORY	B) SATISFACTORY 16%	C) GOOD 57%	D) EXCELLENT 24%
3%			
12	61	223	96

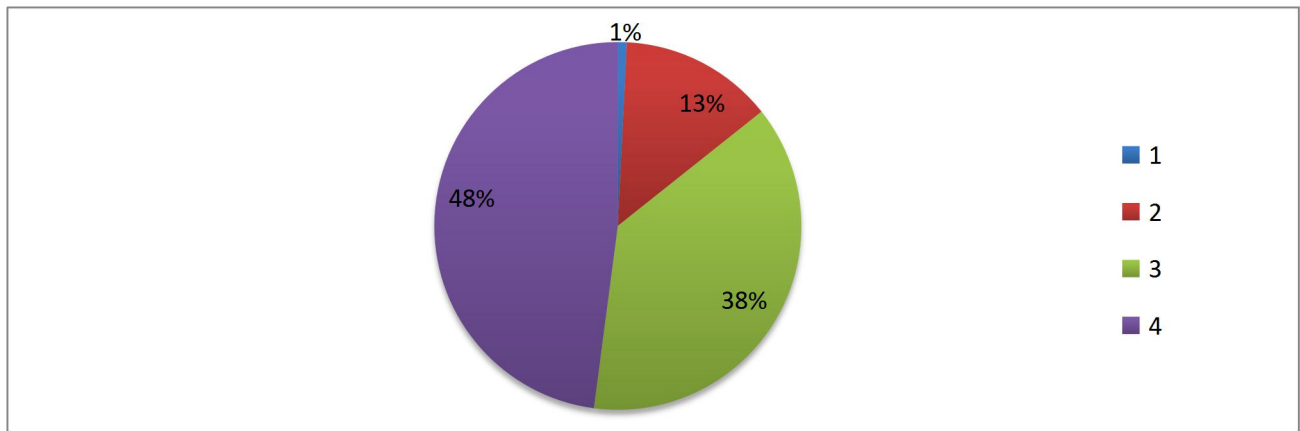


4) Internship as part of the degree programme is (one month outside the college, work in an industry or civil society organisation)



<b>A) NOT VERY USEFUL 1%</b>	<b>B) SOMETIMES USEFUL 8%</b>	<b>C) MOSTLY USEFUL 36%</b>	<b>D) VERY USEFUL 55%</b>
5	28	134	205

5) Usefulness of the Outreach programme

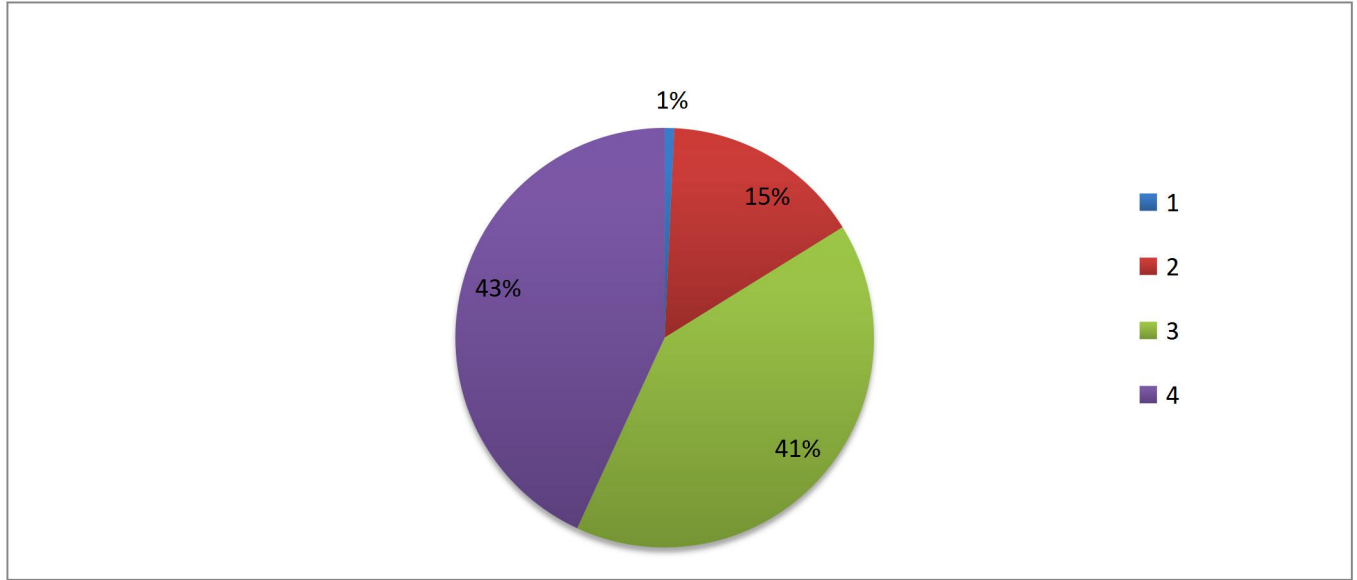


<b>A) NOT VERY USEFUL 1%</b>	<b>B) SOMETIMES USEFUL 13%</b>	<b>C) MOSTLY USEFUL 38%</b>	<b>D) VERY USEFUL 48%</b>
------------------------------	--------------------------------	-----------------------------	---------------------------



3	52	145	184
---	----	-----	-----

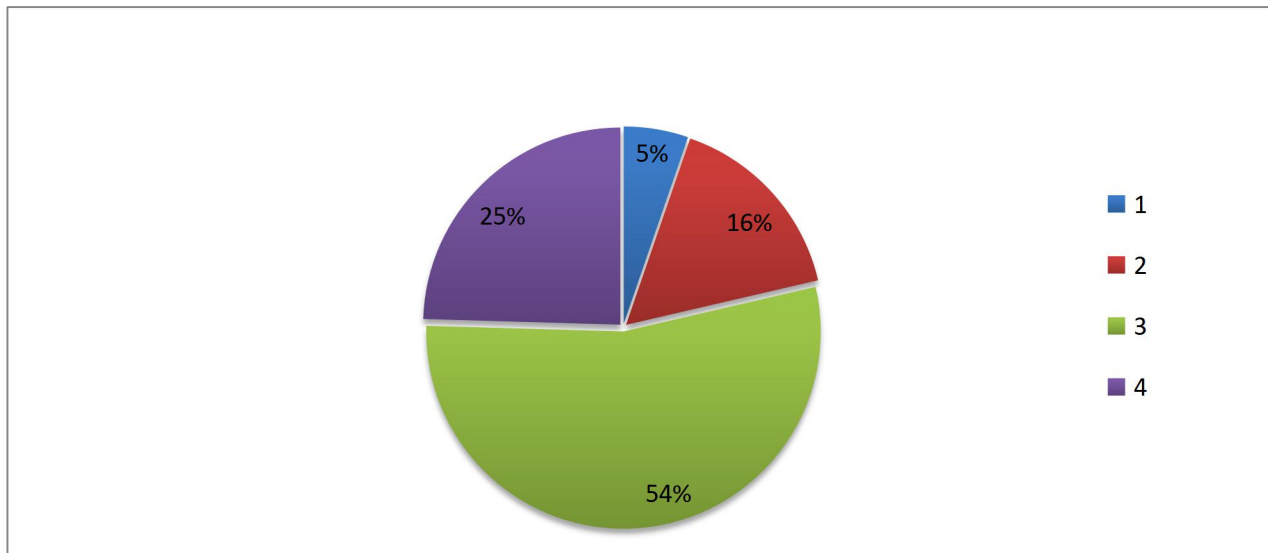
### 6) Infrastructure in the campus: (Labs, Classrooms, Library & Canteen)



<b>A) NOT SATISFACTORY 1%</b>	<b>B) SATISFACTORY 15%</b>	<b>C) GOOD 41%</b>	<b>D) EXCELLENT 43%</b>
3	63	166	176



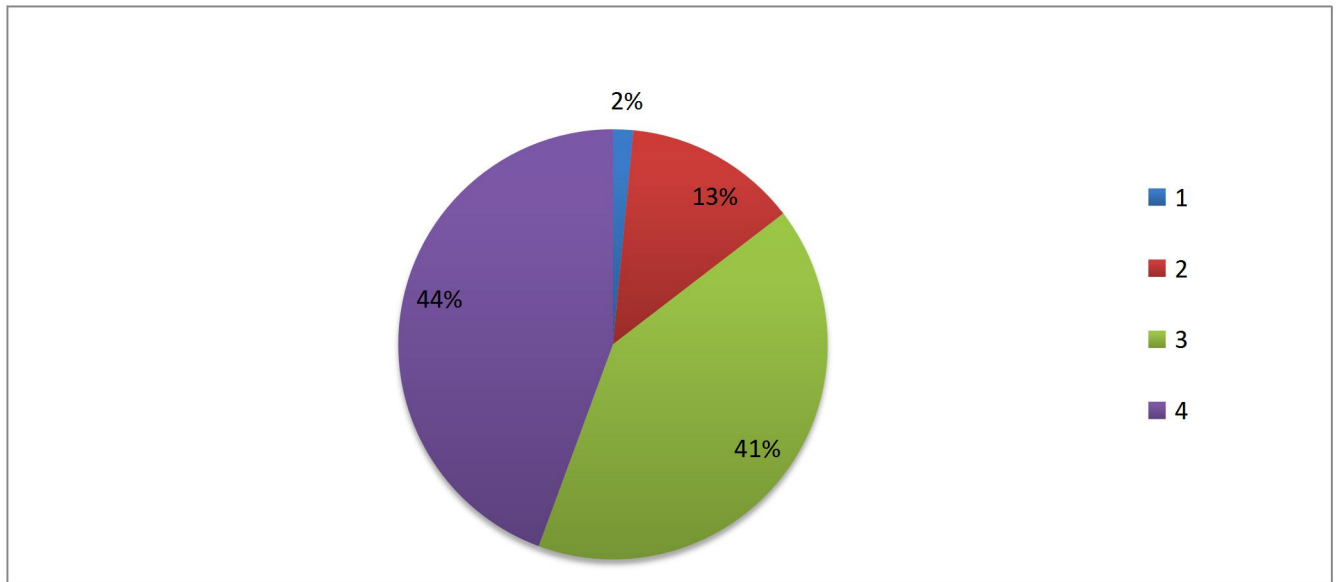
7) Standard of the CA Test and Semester Examinations are



A) LOW 5%	B) SATISFACTORY 16%	C) GOOD 54 %	D) EXCELLENT 25%
20	61	205	93

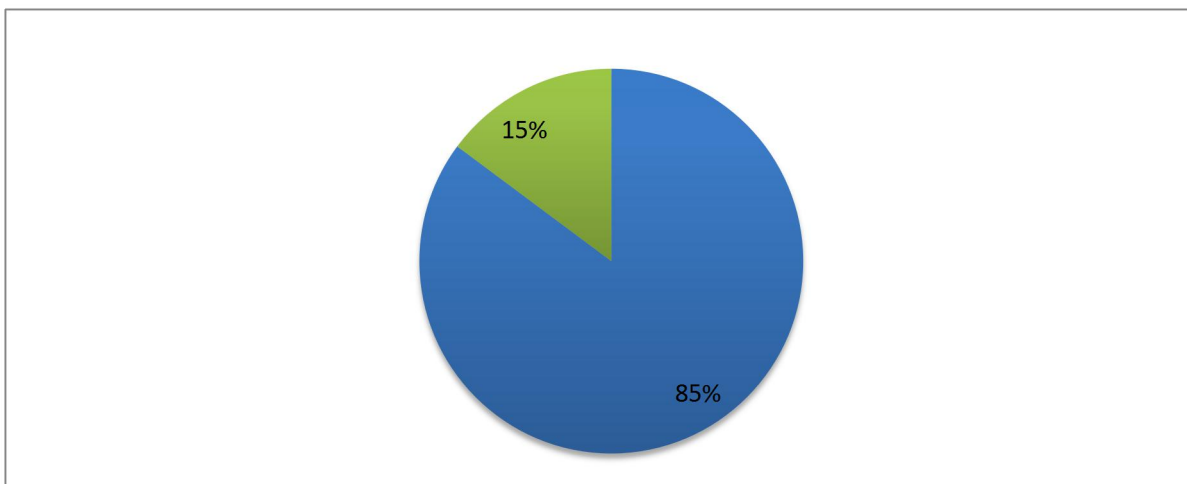


8) Co-curricular activities (Seminars, symposia, department festival and college culturals NCC, NSS) help the student



A) NOT VERY USEFUL	2%	B) SOMETIMES USEFUL	13%	C) MOSTLY USEFUL	41%	D) VERY USEFUL	44%
5		43		135		146	

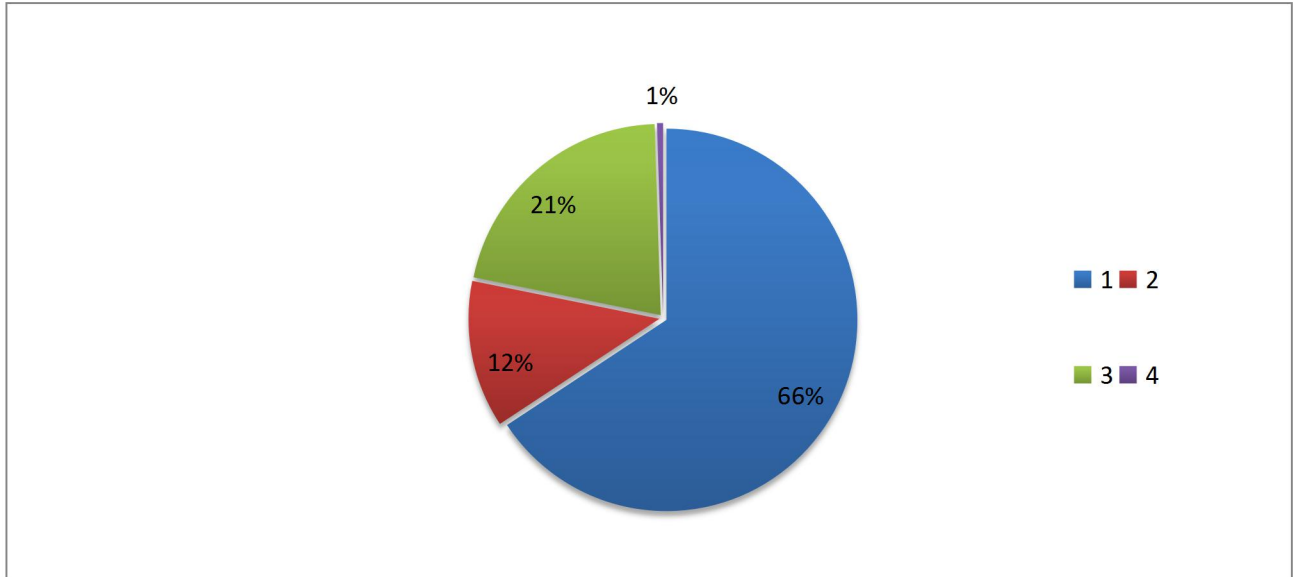
9) The fees collected by the college for all the courses is affordable



a) Yes	85%	b) No	15%
333		58	



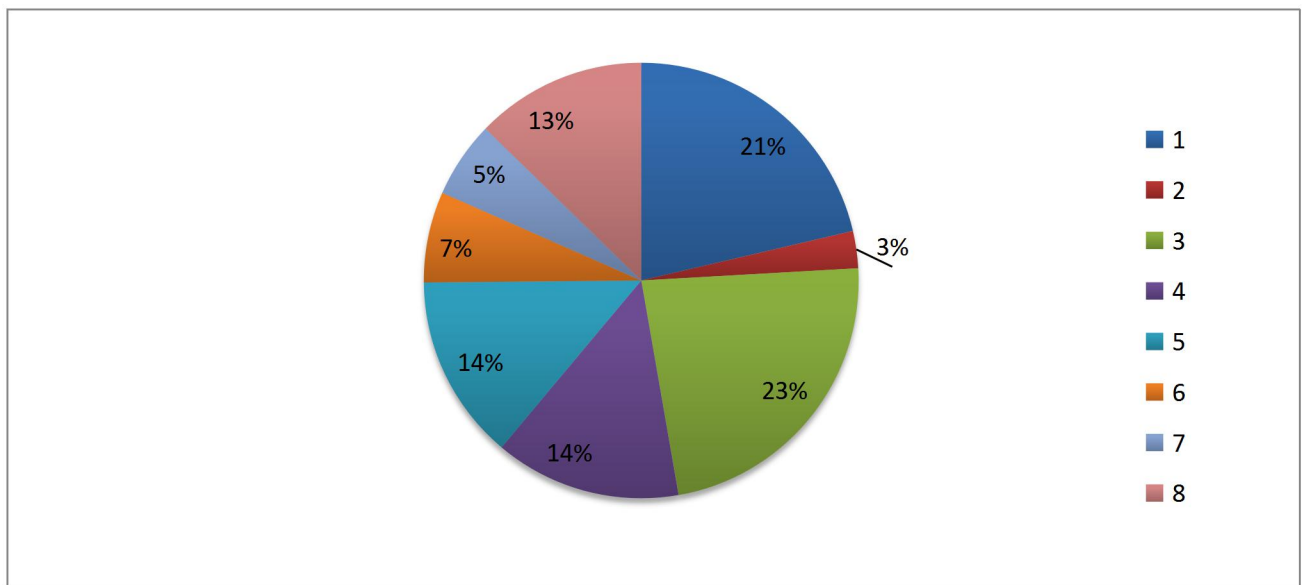
### 10) My overall impression of the college



a) Great and Commendable 66%	b) Happy to some extent 12%	c) Just enough 21%	d) not satisfied 1%
259	49	84	2



ii) Choose any three aspects you consider best at Loyola



<b>a) Teaching 21%</b>	<b>b) Research 3%</b>	<b>c) Discipline 23%</b>	<b>d) Infrastructure 14%</b>
225	29	224	146

<b>e) Management 14%</b>	<b>f) Admission Policy 7%</b>	<b>g) Academic Climate 5%</b>	<b>h) Extra Activities 13%</b>
145	71	60	134

## **Quality of Curricular & Co-Curricular Programs and Faculty**

When the parents were asked to opine on the quality of Academic Program in Loyola, 92% (380 out of 405) of them expressed that it was excellent and 99% said that the Quality of Teachers was good while 1% of them chose to differ.

86% of the respondents emphasized that the Internship as part of the degree program was an excellent aspect and also the inclusion of the Outreach Program.

95% of the parents indicated that the Standard of CIA tests and semester examination was excellent while 5% expressed 'not satisfied'.

Co-Curricular activities in Loyola College is useful according to 85% of the parents who participated in the survey.

## **Fees & Infrastructural Facilities**

85% of them also added that the fees Collected by the College were affordable whereas 15% of the respondents expressed 'not satisfied'.

Many of the participant parents, 86%, confidently stated that Infrastructure facilities on the campus were excellent and there was no response under the category 'not satisfied'.

## **Overall Impression of the College**


When asked about three best aspects among a list of ten, many of them prioritised 1) Discipline, 2) Teaching and 3) Infrastructure and also suggested further improvements in these areas.


99% of the respondents who participated in the survey, responded proudly that their overall Impression of the college was excellent. Only a minuscule of 1% chose to differ in this consideration.



## Conclusion

The consolidated feedback report is shared at the HODs/Coordinators/Officials Meeting and also with the departments for further appropriate actions. Also, in the Open Forum, the feedback is shared with the students as part of the Action Taken Report.

  
Dr A. Xavier Mahimairaj  
IQAC Coordinator  
Loyola College, Chennai – 34

  
Rev. Dr Arokiasamy Xavier, SJ  
Principal  
Loyola College, Chennai – 34



## **INTERNAL QUALITY ASSURANCE CELL (IQAC) LOYOLA COLLEGE (AUTONOMOUS), CHENNAI - 34**

---

### **A REPORT ON STUDENT FEEDBACK, 2017– 2018**

Providing quality education is the utmost aim of Loyola College and to sustain the quality in pursuit of excellence, IQAC collects feedback from the graduating students through online student portal on various aspects of academic and administrative activities. As part of this exercise, a feedback session was conducted for the graduating students for the academic year, 2016-17 and their views were consolidated based on some of the important aspects listed below:

- a) The Outcome of the Curriculum and Syllabus
- b) Teaching methodologies & Assessment Strategies
- c) Learning Resources, Facilities and Guidance and
- d) Overall Impression of the program & Facilities

No. of questions: 10

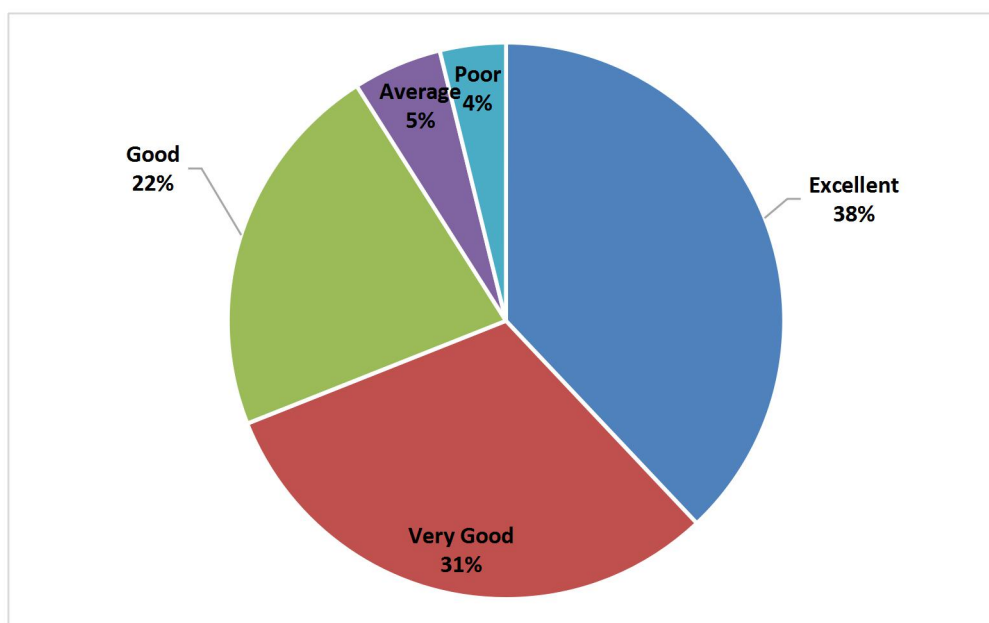
No. of participants: 2431



## 2017-2018 STUDENTS FEEDBACK

1) How do you rate the syllabus of the course that you have gone through in relation to the expected outcome of the course?

Option	Frequency	Percentage
Excellent	923	37.96791444
Very Good	754	31.01604278
Good	535	22.00740436
Average	126	5.183052242
Poor	93	3.825586179
TOTAL	2431	100

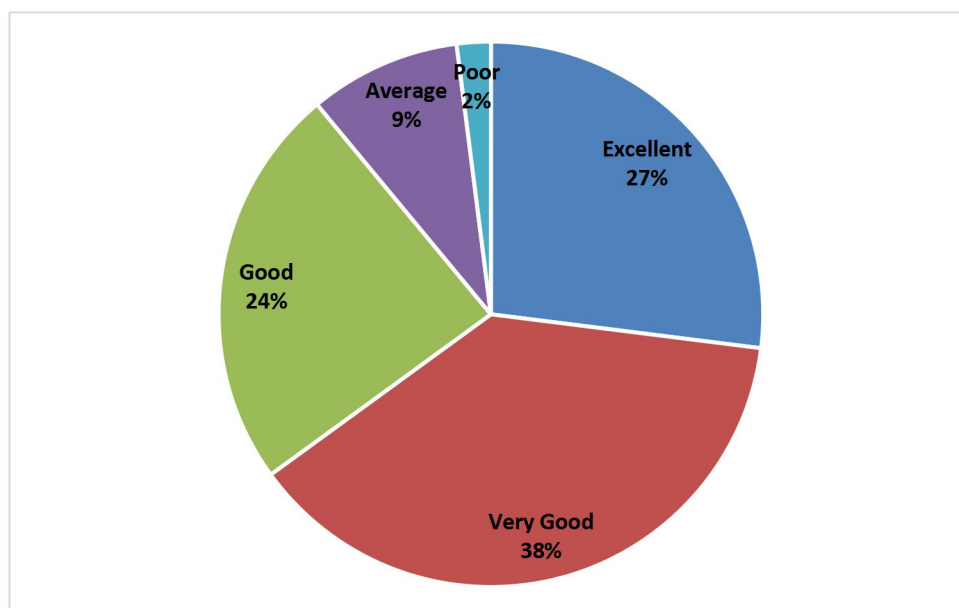




## 2017-2018 STUDENTS FEEDBACK

2) How do you rate the allocation of credits and hours to the courses?

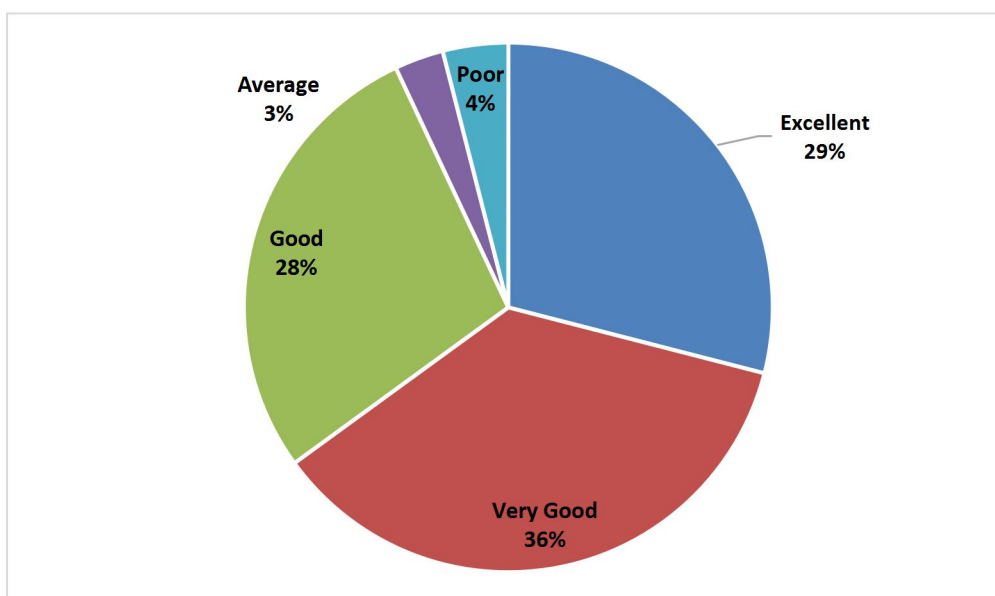
Option	Frequency	Percentage
Excellent	656	26.98477993
Very Good	924	38.00904977
Good	583	23.98190045
Average	219	9.00863842
Poor	49	2.015631427
TOTAL	2431	100





3) Syllabus of each course covers recent trends and developments

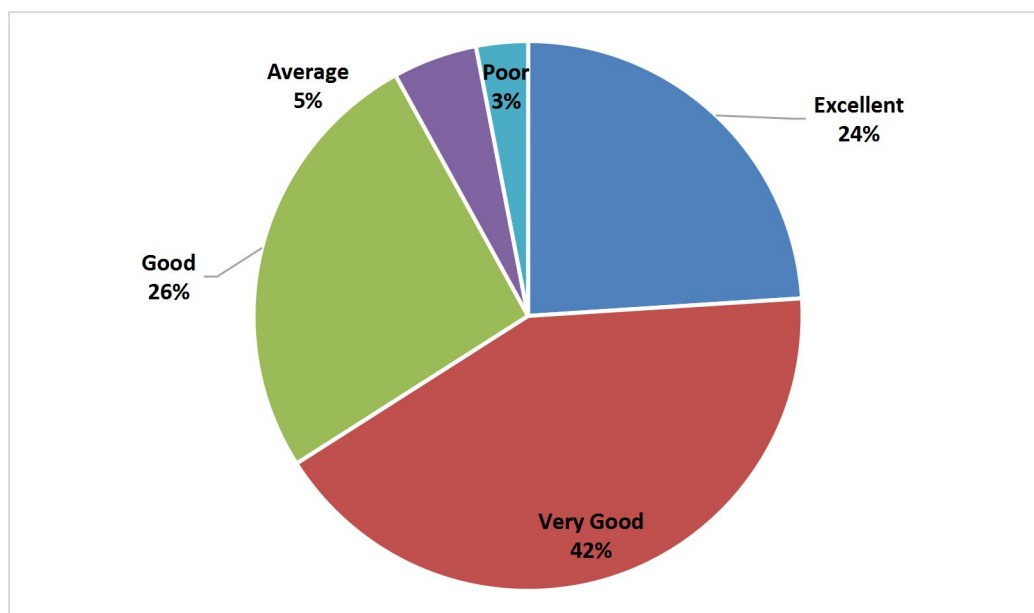
Option	Frequency	Percentage
Excellent	705	29.00041135
Very Good	875	35.99341835
Good	681	28.01316331
Average	73	3.002879473
Poor	97	3.99012752
TOTAL	2431	100





4) How do you rate the various papers in terms of their relevance to the specialization streams?

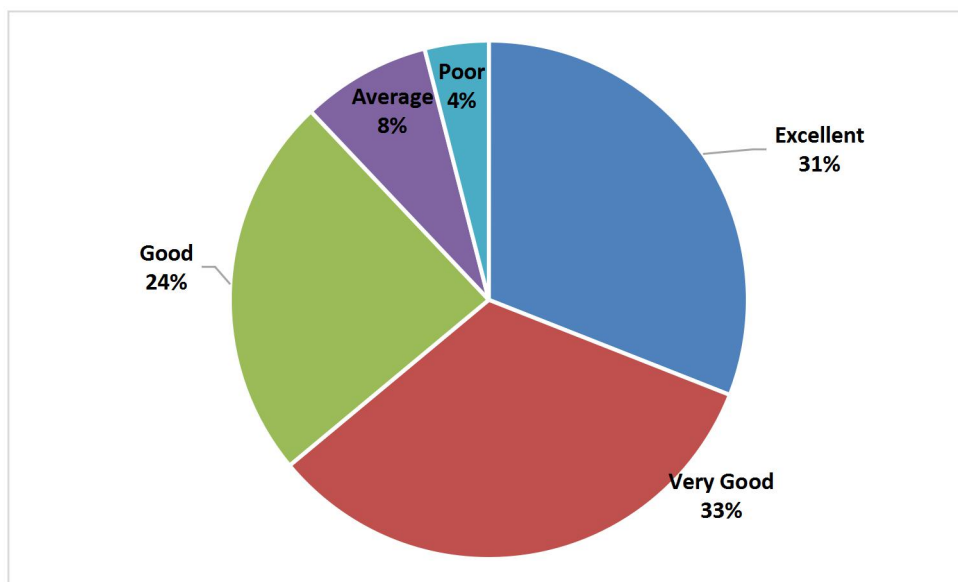
Option	Frequency	Percentage
Excellent	583	23.98190045
Very Good	1021	41.99917729
Good	632	25.99753188
Average	121	4.977375566
Poor	74	3.044014809
TOTAL	2431	100





### 5) Teaching methods followed by teachers

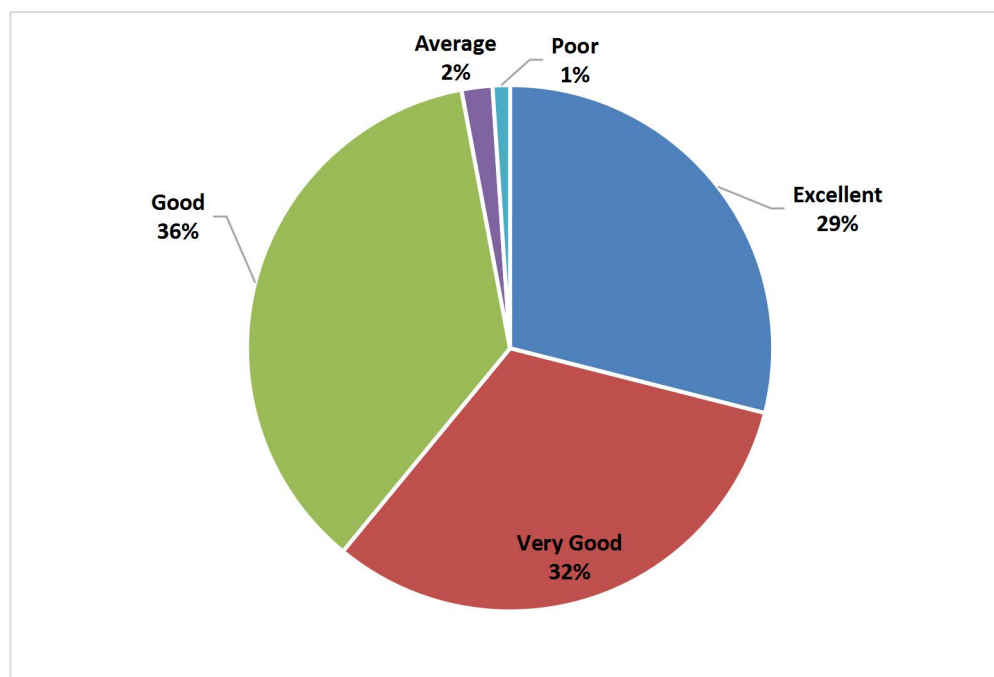
Option	Frequency	Percentage
Excellent	753	30.97490745
Very Good	802	32.99053887
Good	583	23.98190045
Average	196	8.06252571
Poor	97	3.99012752
TOTAL	2431	100





### 6) The objectivity of assessment and evaluation

Option	Frequency	Percentage
Excellent	704	28.95927602
Very Good	778	32.00329083
Good	877	36.07568902
Average	46	1.892225422
Poor	26	1.069518717
TOTAL	2431	100



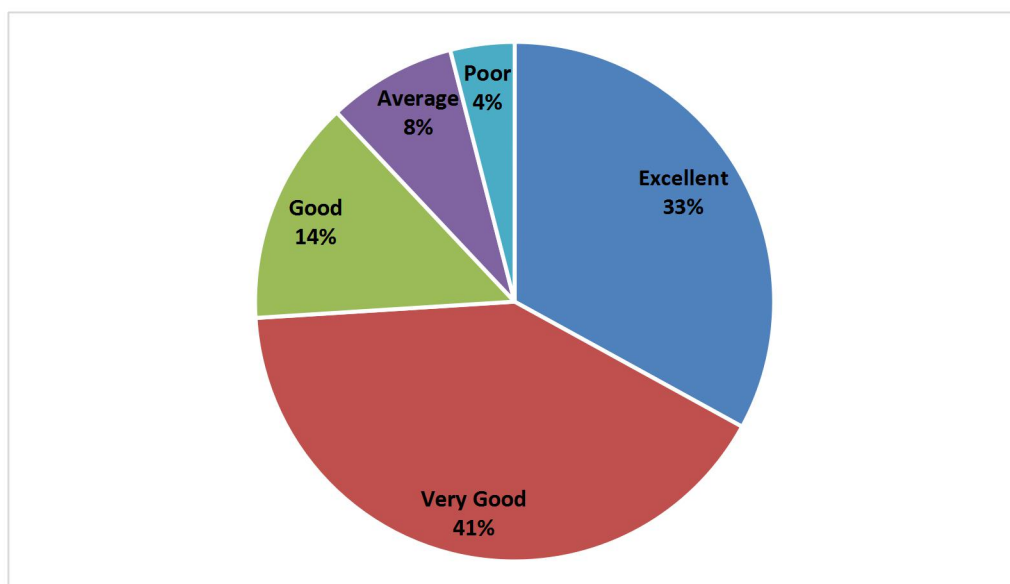




## 2017-2018 STUDENTS FEEDBACK

7) The provisions that are available for students accompaniment in the college

Option	Frequency	Percentage
Excellent	802	32.99053887
Very Good	997	41.01192925
Good	340	13.98601399
Average	195	8.021390374
Poor	97	3.99012752
TOTAL	2431	100

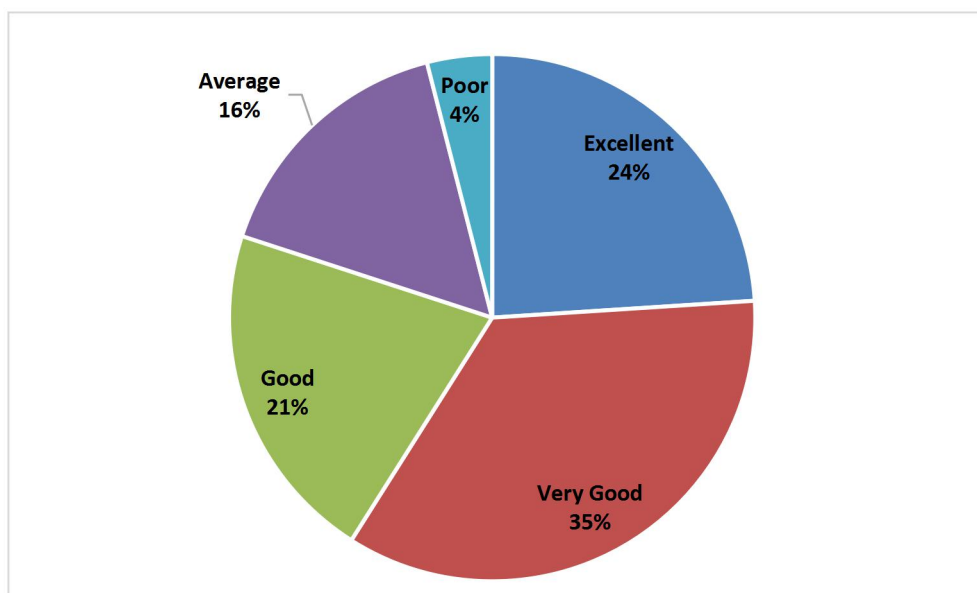




## 2017-2018 STUDENTS FEEDBACK

8) How do you rate learning resources that are available in the college (Library, Lab, ICT Provisions and others)?

Option	Frequency	Percentage
Excellent	583	23.98190045
Very Good	851	35.0061703
Good	511	21.02015631
Average	389	16.00164541
Poor	97	3.99012752
TOTAL	2431	100

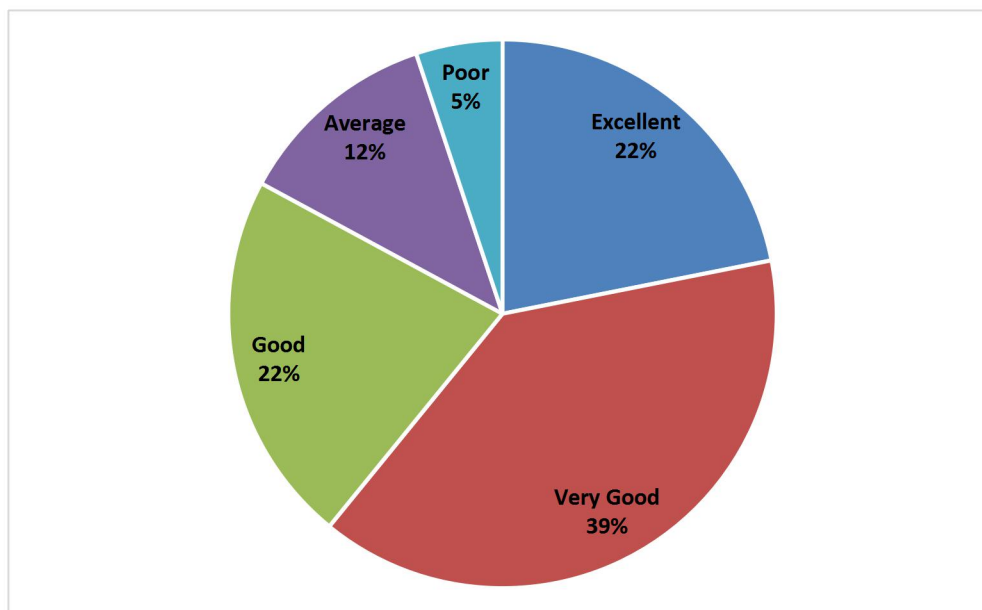




## 2017-2018 STUDENTS FEEDBACK

9) How do you rate various provisions of extension and co curricular activities of the college?

Option	Frequency	Percentage
Excellent	532	21.88399835
Very Good	948	38.99629782
Good	535	22.00740436
Average	292	12.01151789
Poor	124	5.100781571
TOTAL	2431	100

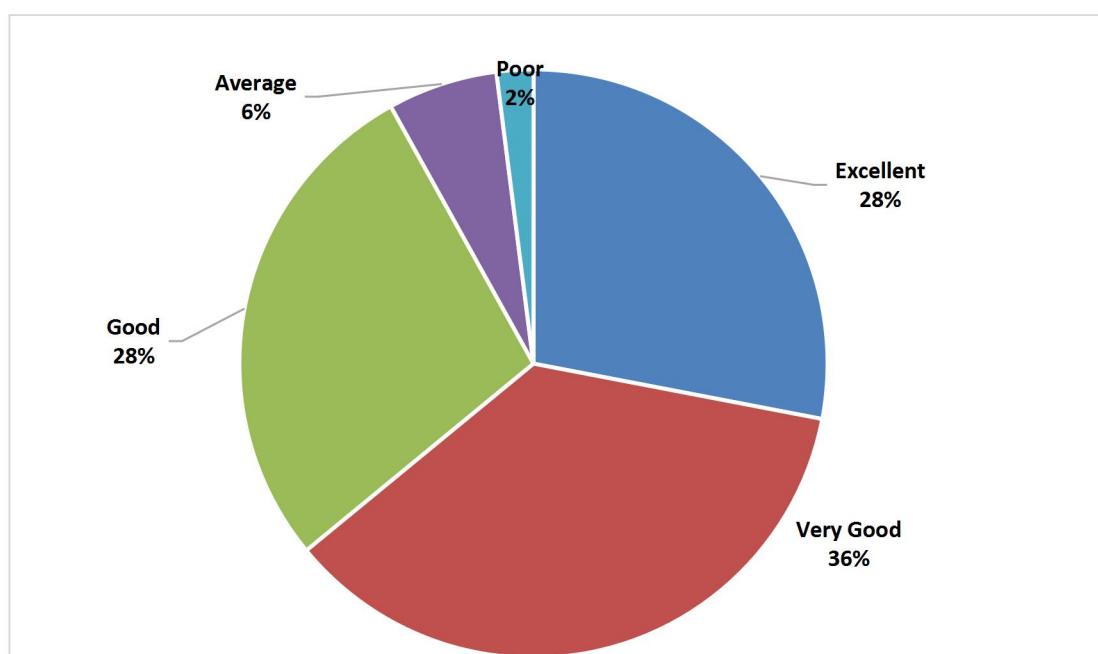




## 2017-2018 STUDENTS FEEDBACK

### 10) Overall rating of the program and various facilities in the college

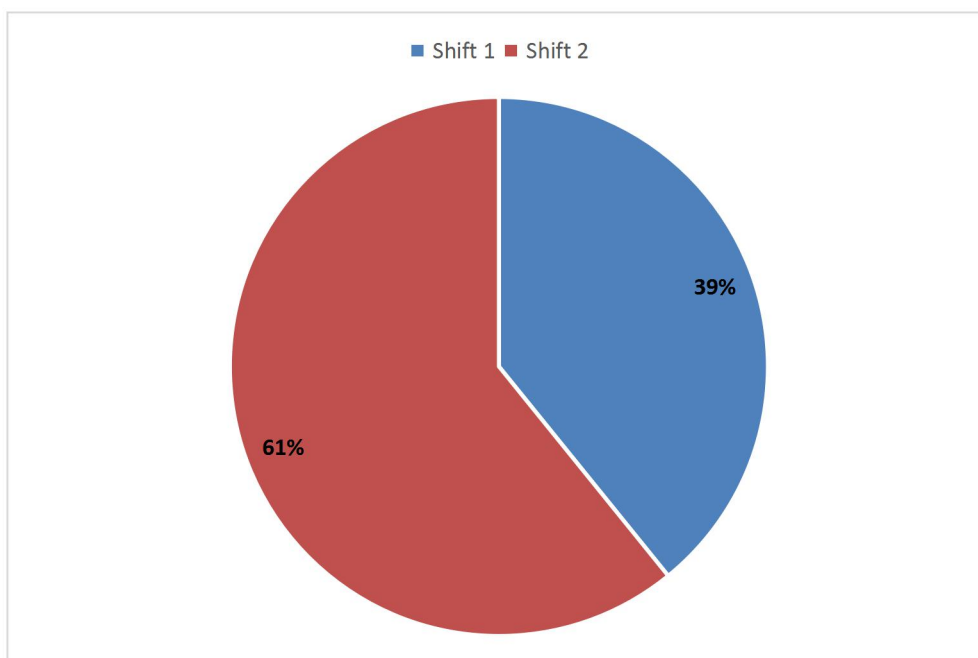
Option	Frequency	Percentage
Excellent	681	28.01316331
Very Good	876	36.03455368
Good	678	27.8897573
Average	147	6.046894282
Poor	49	2.015631427
TOTAL	2431	100





### 11) Distribution of students

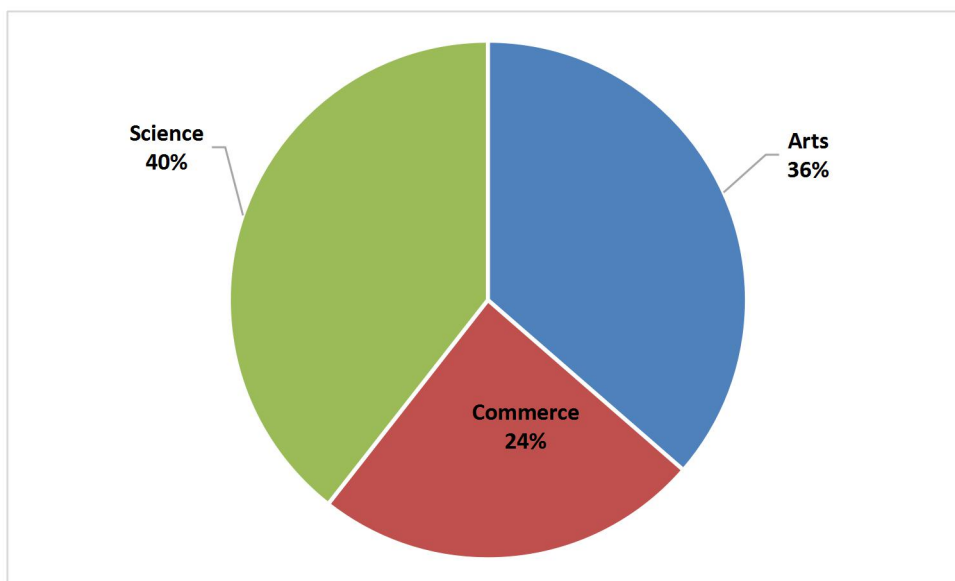
<b>Shift 1</b>	952	39.16083916
<b>Shift 2</b>	1479	60.83916084
<b>Total</b>	2431	100





## 12) Distribution of stream

<b>Arts</b>	1068	43.93253805
<b>Commerce</b>	386	15.87823941
<b>Science</b>	1360	55.94405594
<b>Total</b>	2431	115.7548334



### **The Outcome of the Curriculum and Syllabus**

Around 70% among 2431 students who participated in the survey opined that they had 'good' to 'excellent' expected outcome from the courses they have studied and 88% rated the allocation of credits and hours to the courses was good and excellent. There was a positive response of 92% to the question on the syllabus of each course covering the recent trends and developments. 91% of the students responded 'good' to 'excellent' to the question on the various papers in terms of their relevance to the specialization streams.

### **Teaching methodologies & Assessment Strategies**

Around 2138 (88% of the students) that participated in the survey opined that the methodologies used by the teachers were good to excellent whereas the remaining 12% of them noted that they were poor and average. There was an overwhelming response of 97% of the students appreciating the objectivity of assessment and evaluation.

### **Learning Resources, Facilities and Guidance**

Around 97% of the students responded 'good' to 'excellent' to the question on the provisions that are available for student accompaniment in the college, whereas 3% of them expressed that they were average and poor. About 88% of the students opined that the provisions for student accompaniment were good to excellent. Around 86% of the students expressed that the learning resources which are available in the college (Library, Lab, ICT Provisions and others) were excellent and the remaining 14% of them expressed their dissatisfaction. There was also a similar response of satisfaction, around 83% when it came to various provisions of extension and co-curricular activities of the college while the remaining 17% of them showed dissatisfaction.

### **Overall Impression of the program & Facilities**

The graduating students, when asked about the Overall rating of the program and various facilities in the college, 92% of the passing out students responded 'good' to 'excellent' whereas the remaining 08% recorded that they were poor and average.

### **Conclusion**

The consolidated feedback report is shared at the HODs/Coordinators/Officials Meeting and also with the departments for further appropriate actions.



Dr A. Xavier Mahimairaj  
IQAC Coordinator

Loyola College, Chennai – 34



Rev. Dr Arokiasamy Xavier, SJ  
Principal

Loyola College, Chennai – 34





**INTERNAL QUALITY ASSURANCE CELL (IQAC)  
LOYOLA COLLEGE (AUTONOMOUS), CHENNAI - 34**

---

**A Report on the Feedback of the Faculty on Curriculum, 2017-18**

“Knowledge is power. Information is liberating. Education is the premise of progress, in every society, in every family.” - Kofi Annan

Loyola College believes in imparting quality education and as a measure to sustain quality in all its academic and administrative tasks, the college obtains feedback from the teaching faculty before the Academic Council meeting every semester. IQAC conducts an online feedback session where the questionnaire includes important aspects of the curriculum like the need-based importance of the curriculum, clarity of course objectives, the effectiveness of course contents and activities, effectiveness of teaching-learning-assessment, variety of courses under CBCS, etc. The feedback was analyzed according to different streams: Arts, Commerce, and Sciences.

No. of questions: 12

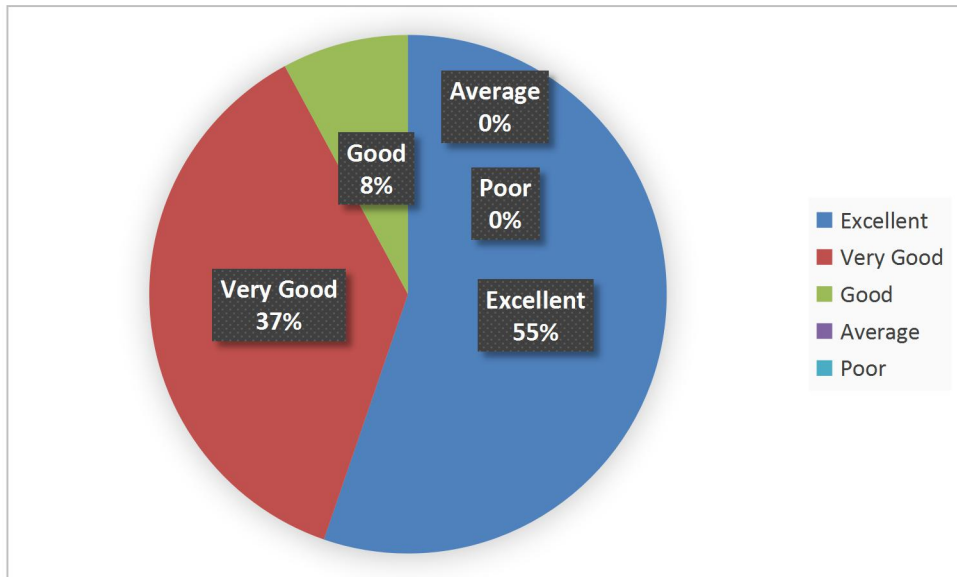
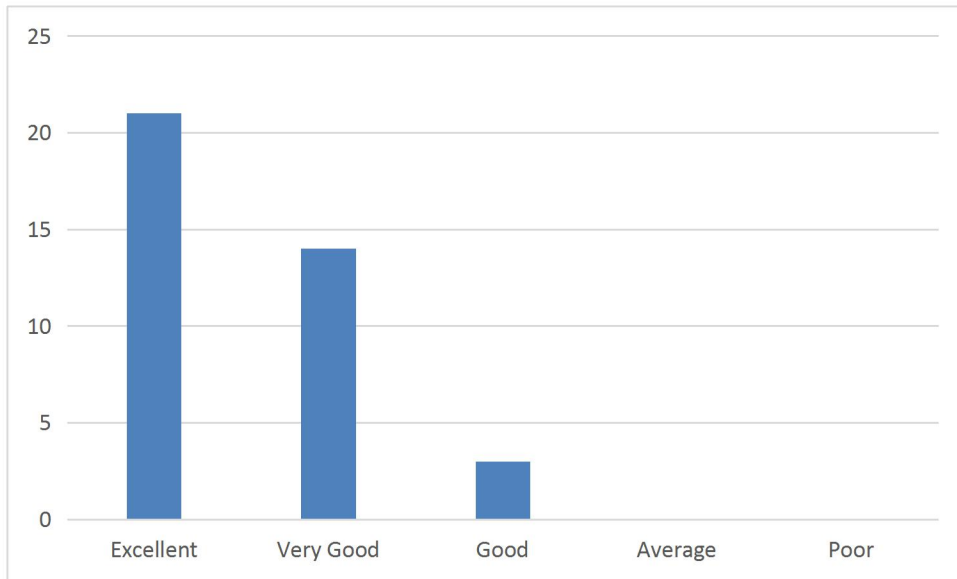
No. of participants: Commerce – 38, Arts – 131, Science - 128

## TEACHER FEEDBACK QUESTIONNAIRE

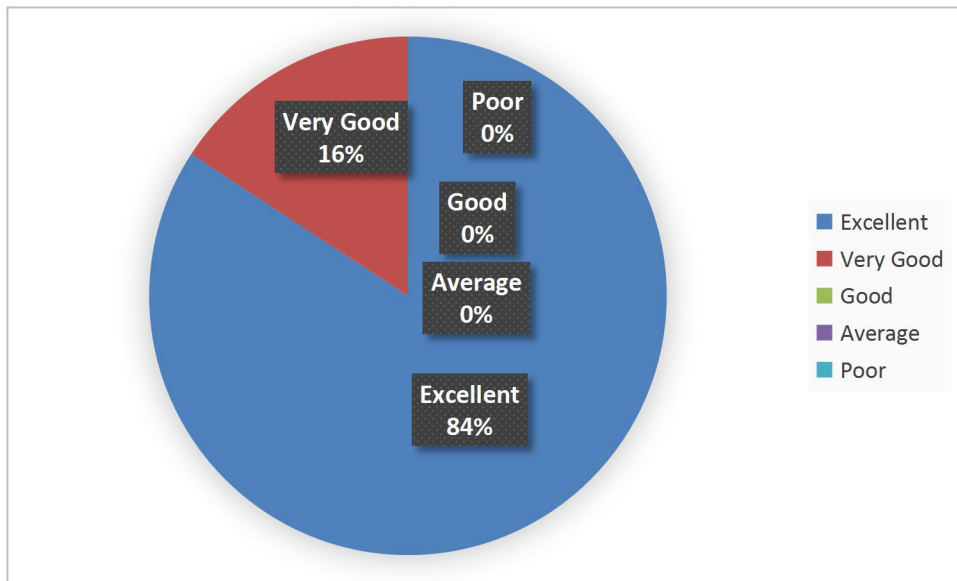
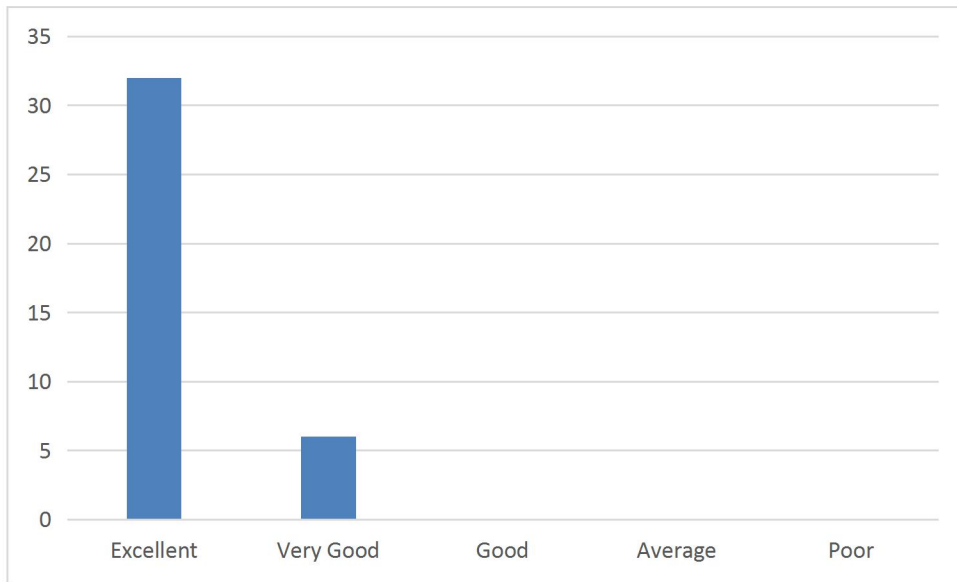
S.No.	COMMERCE	Excellent	Very Good	Good	Average	Poor	Total
1	Course Content is Relevant and Need Based	21	14	3	0	0	38
2	Course Outcomes are well defined and clear to staff and students	32	6	0	0	0	38
3	Course Content has enough scope for development of analytical, logical, technical and creative skills to the students	28	6	4	0	0	38
4	Course activities (Internships / Field Visit/ Guest Lectures/ Assignments/Seminars/Others) are relevant for development of various skills for employment and self-employment	35	3	0	0	0	38
5	The course/syllabus has good balance between theory and lab work	24	11	3	0	0	38
6	Courses motivate students to use various resources that are available in the college and outside for their effective learning	23	14	1	0	0	38
7	The curriculum design Teaching-Learning-Assessment and Examination are effectively carried out on time	30	8	0	0	0	38
8	The assessment and evaluation system objectively measure the Course Outcomes (COs) and Program Specific Outcome (PSOs)	19	16	3	0	0	38
9	The curriculum contains a wide range of courses under choice based credit system	17	19	2	0	0	38
10	The college has enough relevant resources which are updated regularly for teaching learning purposes	31	7	0	0	0	38
11	The academic freedom and opportunity that are available for curriculum development, administration and evaluation in the college is:	14	18	6	0	0	38
12	The opportunity available out of the course/syllabus for the enhancement of my knowledge and perspective in the discipline is:	36	2	0	0	0	38
		310	124	22	0	0	456

# Commerce

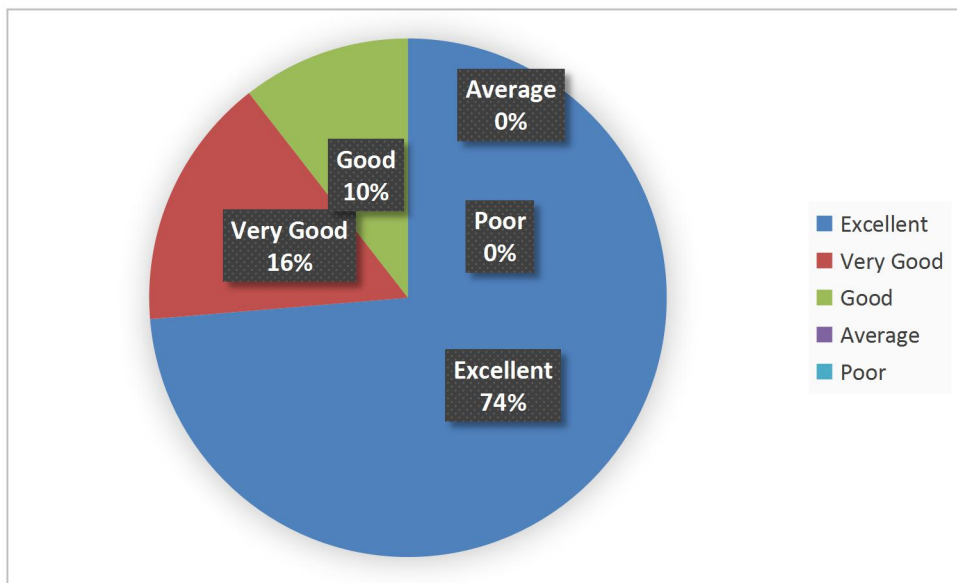
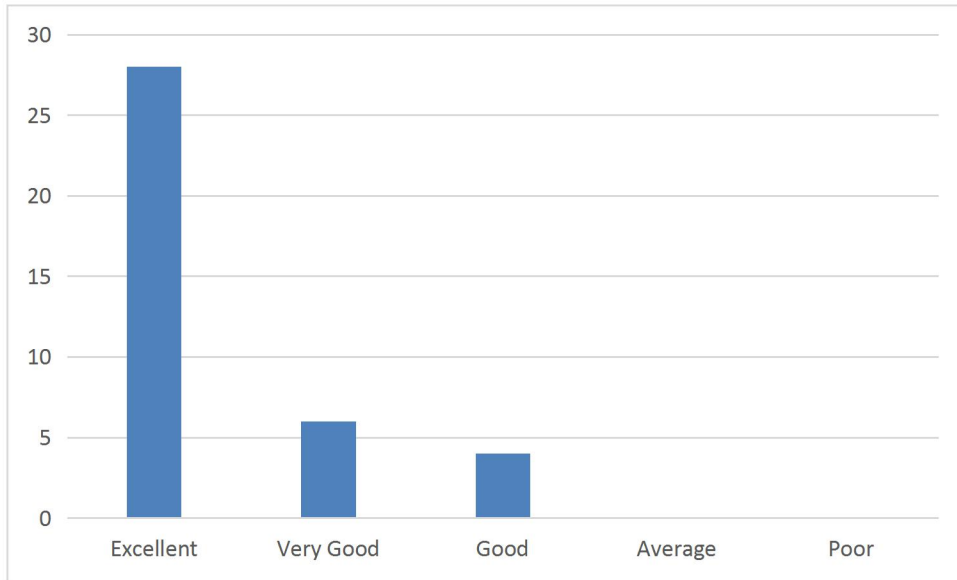
## 1. Course Content is Relevant and Need Based



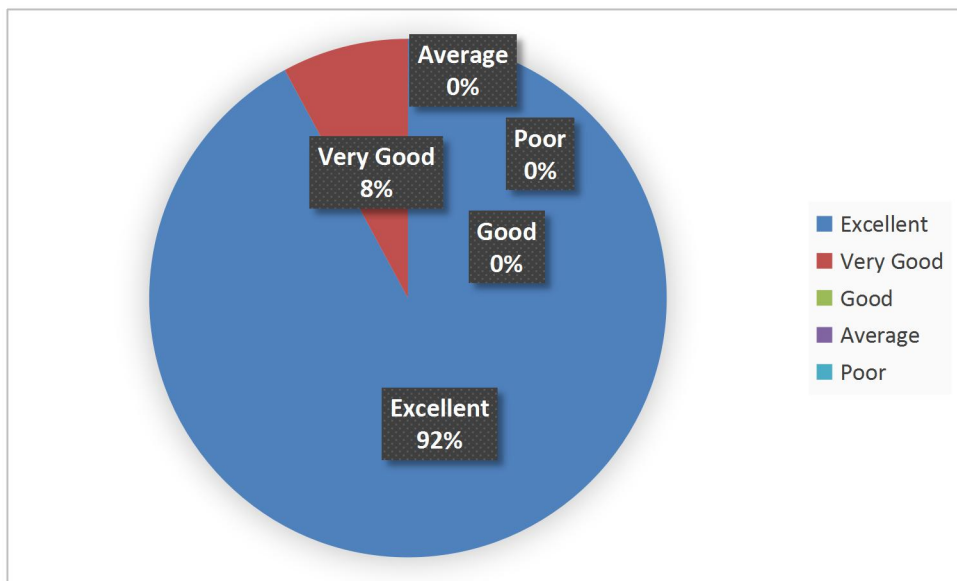
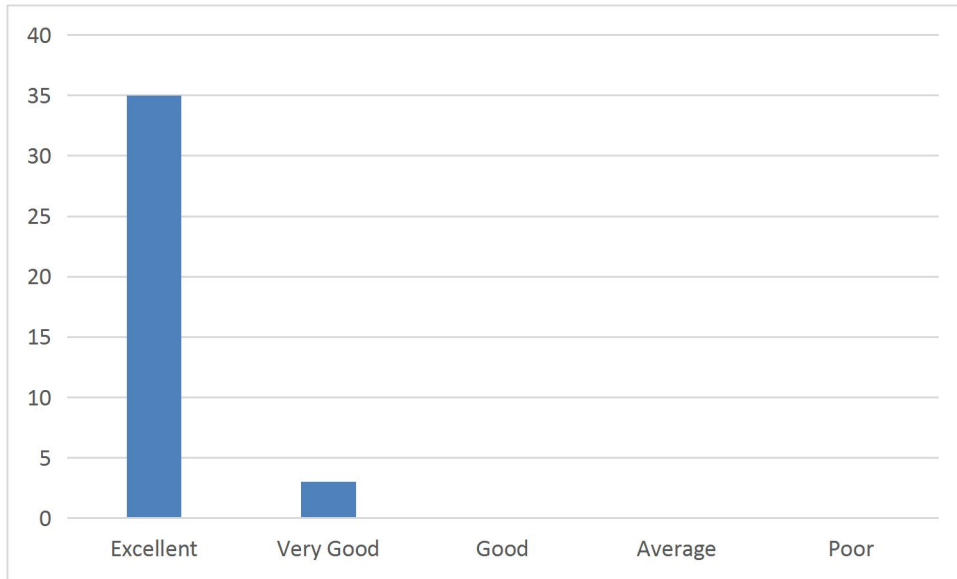
## 2. Course objectives are well defined and clear to staff and students



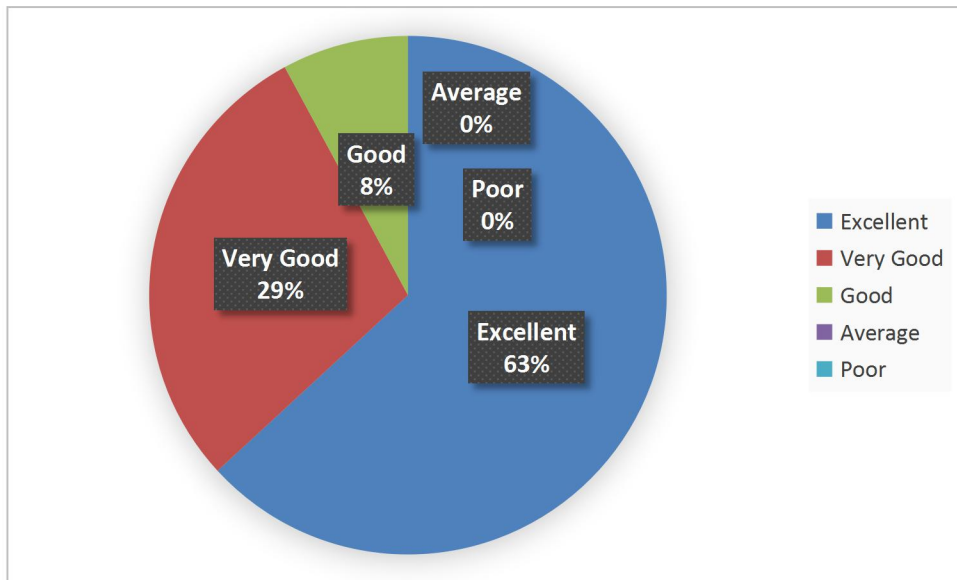
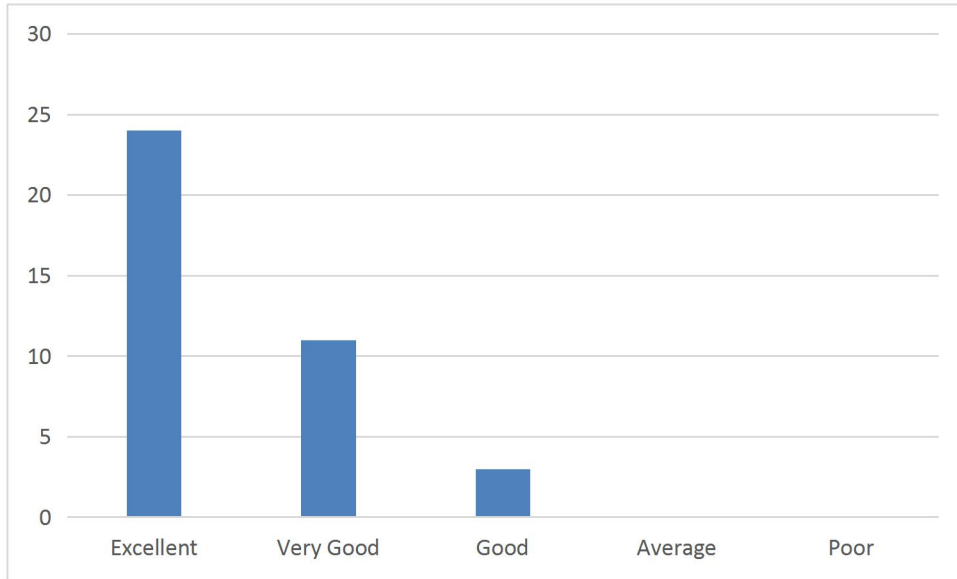
3. Course Content has enough scope for development of analytical, logical, technical and creative skills to the students



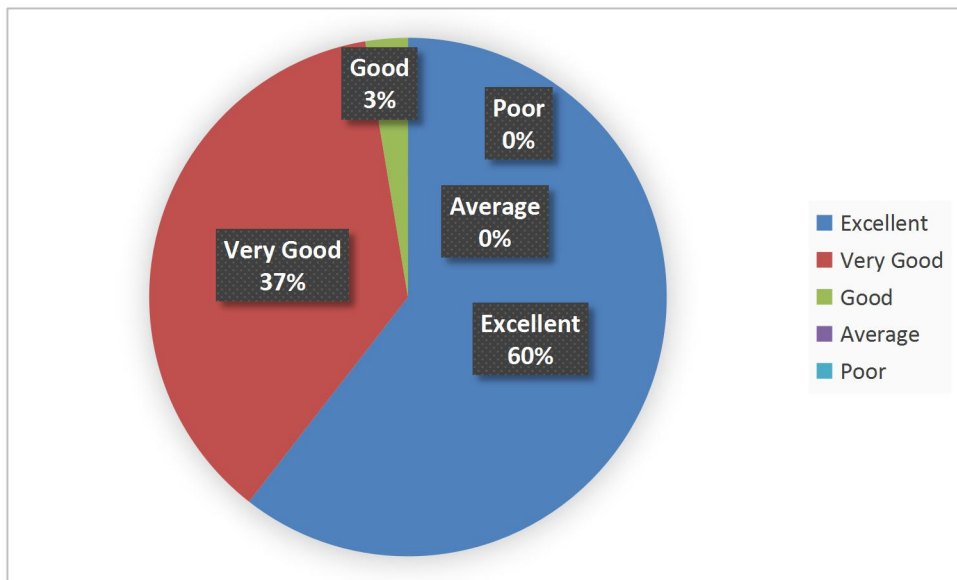
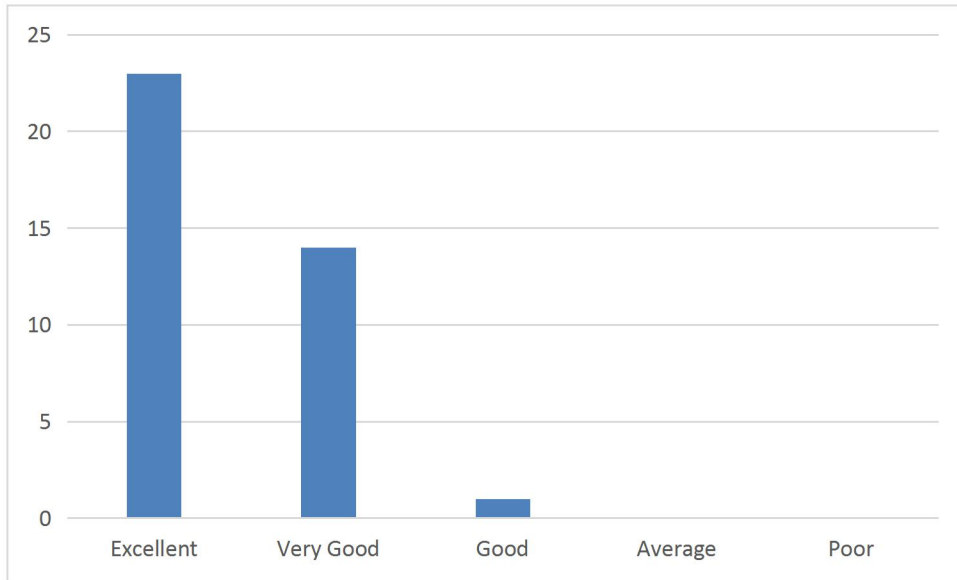
4. Course activities (Internships / Field Visit/ Guest Lectures/ Assignments/Seminars/Others) are relevant for development of various skills for employment and self-employment



5. The course/syllabus has good balance between theory and lab work

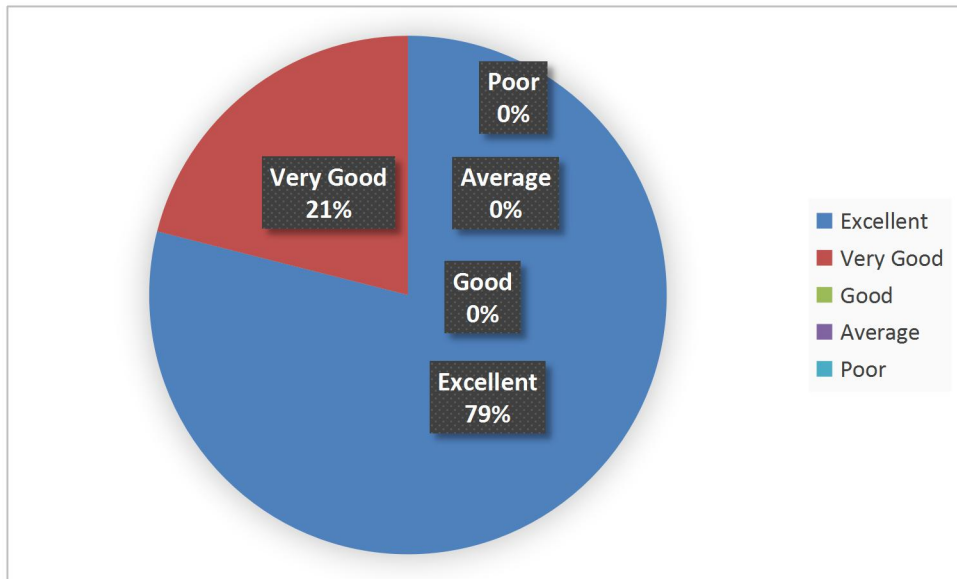
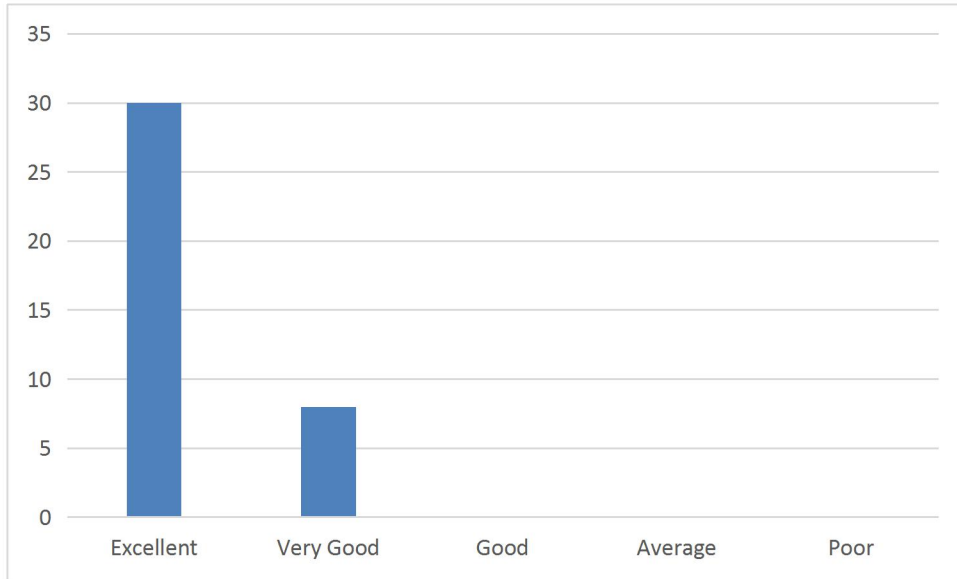


6. Courses motivate students to use various resources that are available in the college and outside for their effective learning

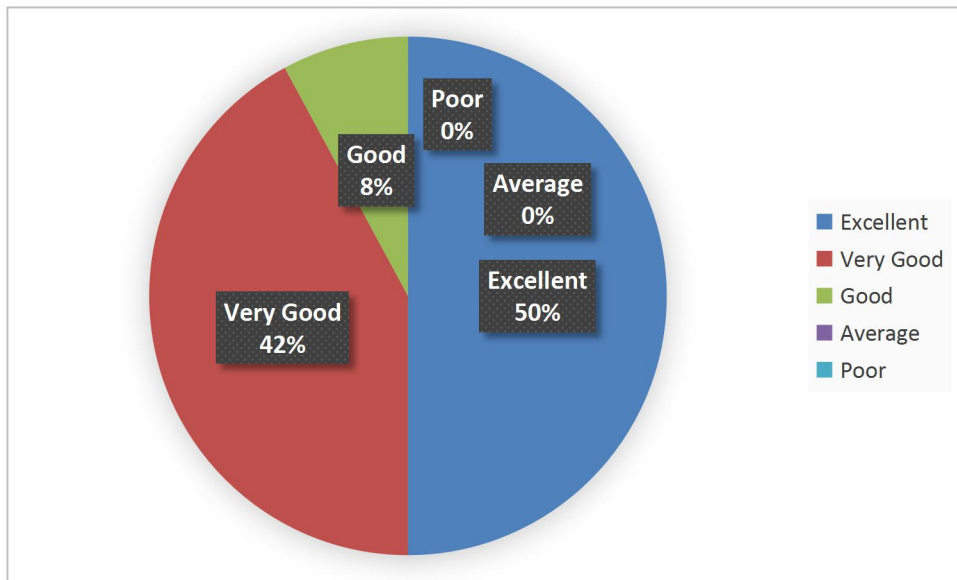
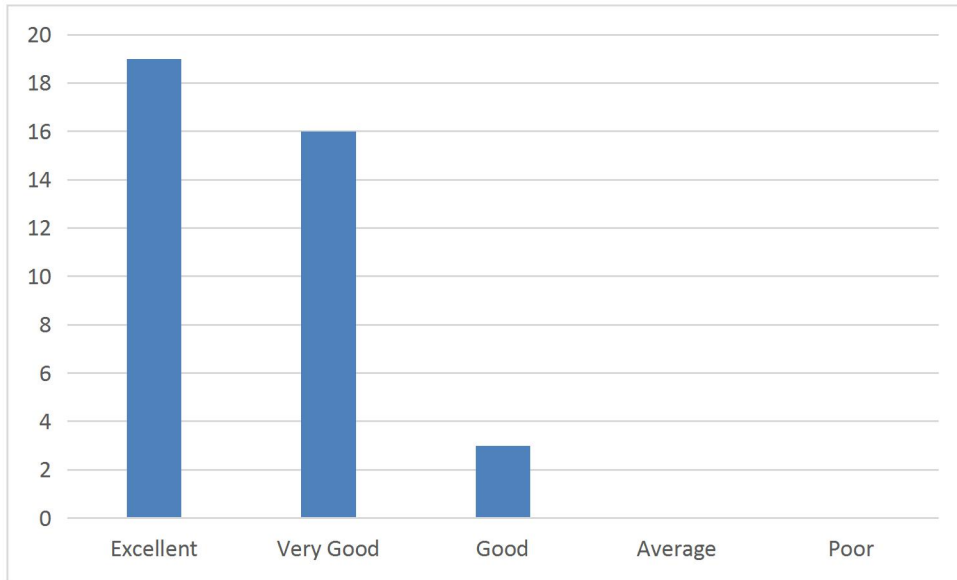




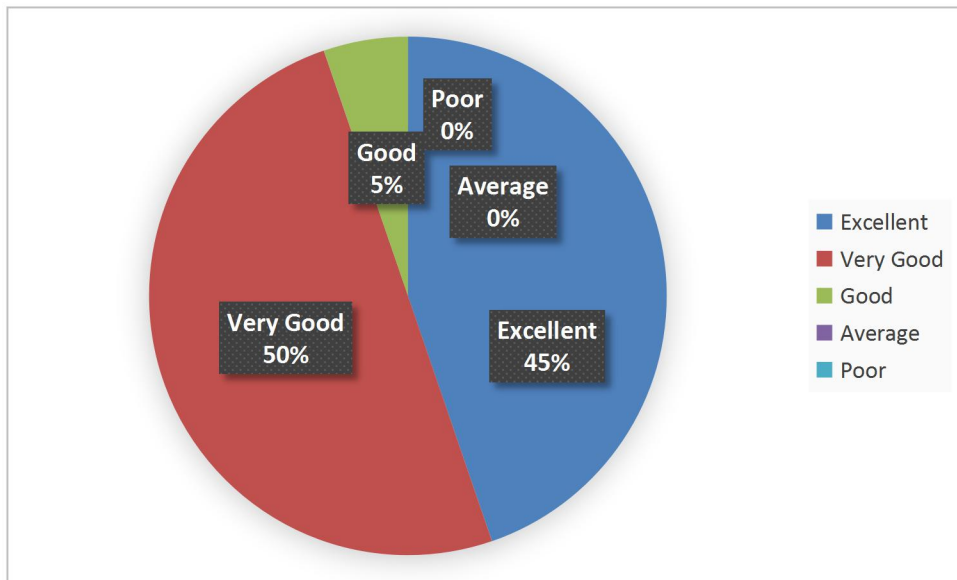
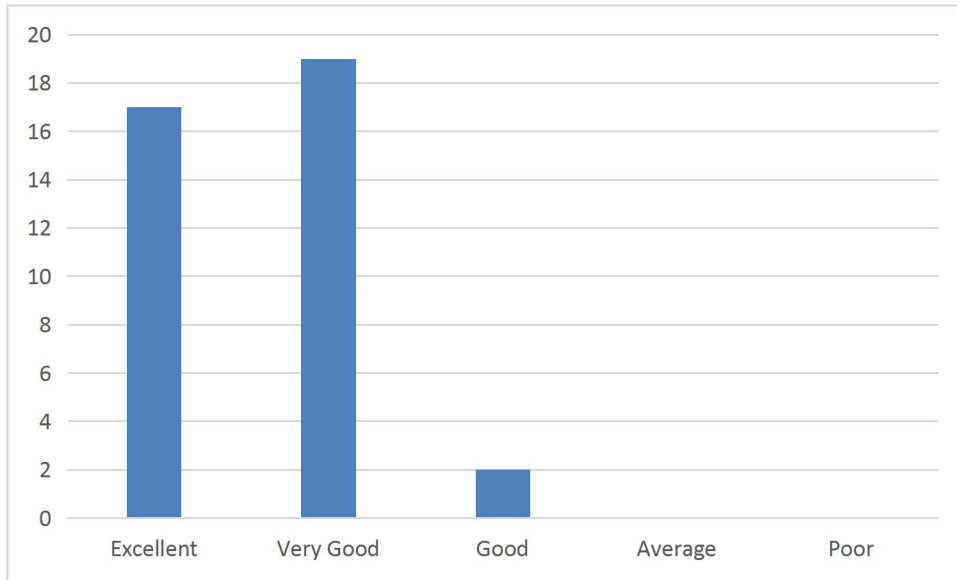
## 7. The curriculum design Teaching-Learning-Assessment and Examination are effectively carried out on time



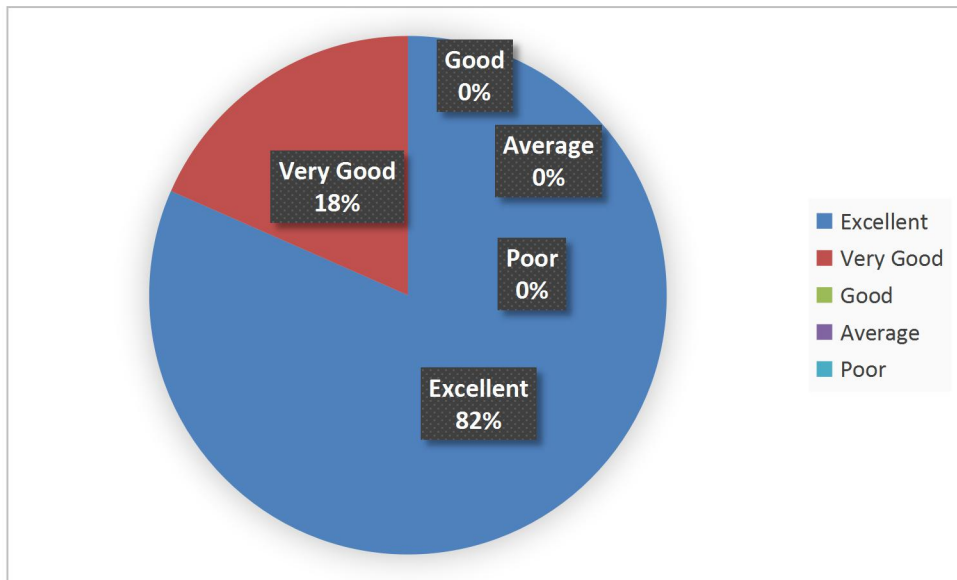
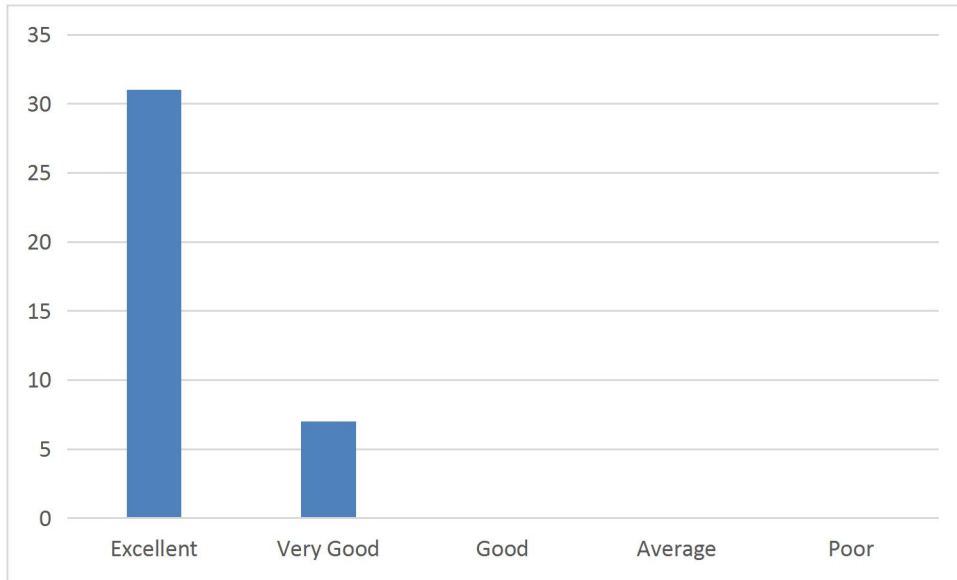
8. The assessment and evaluation system objectively measures the graduation outcome.



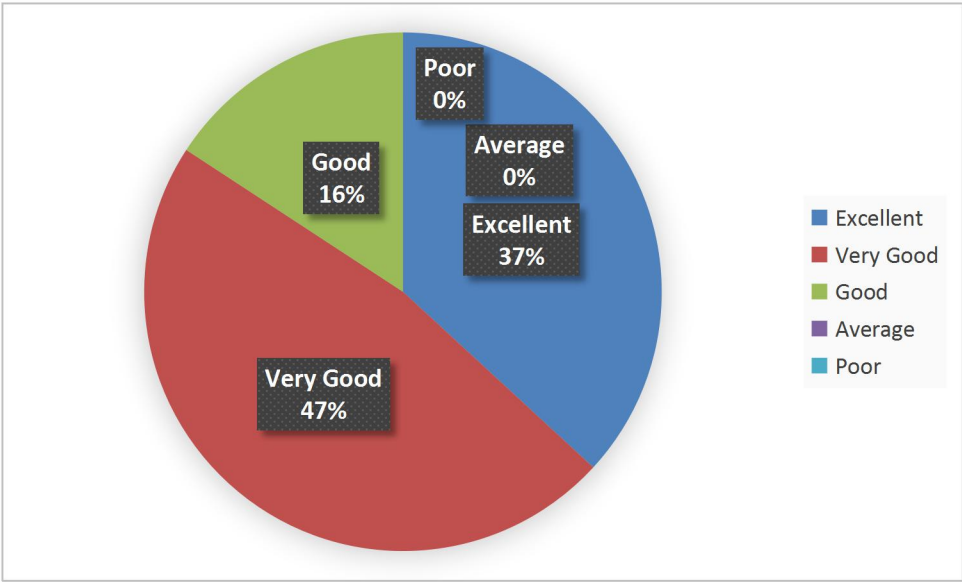
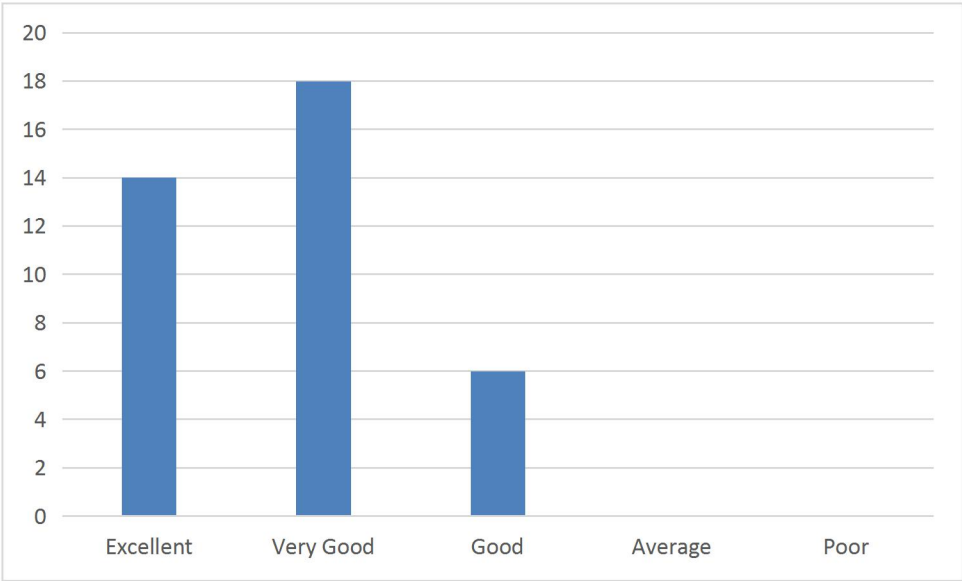
9. The curriculum contains a wide range of courses under choice based credit system



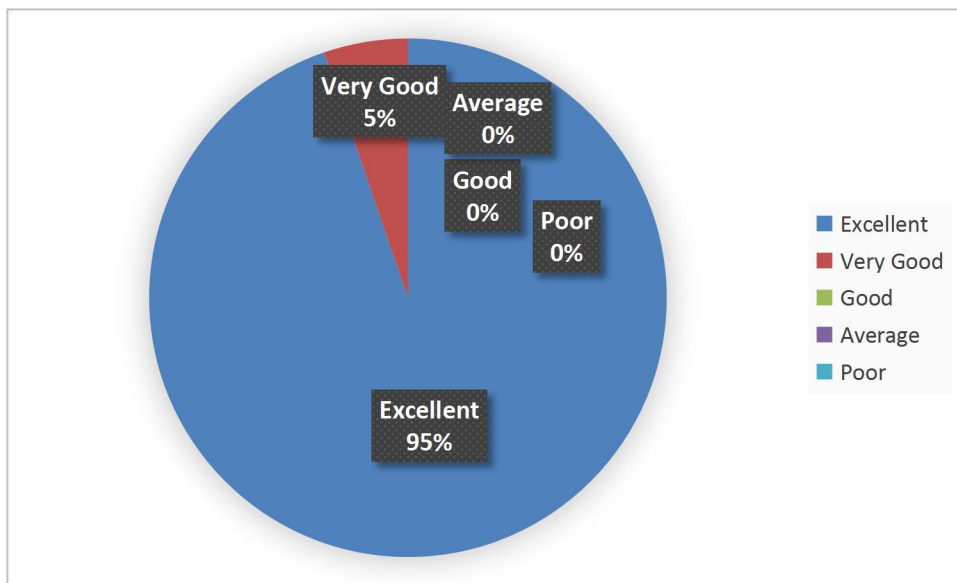
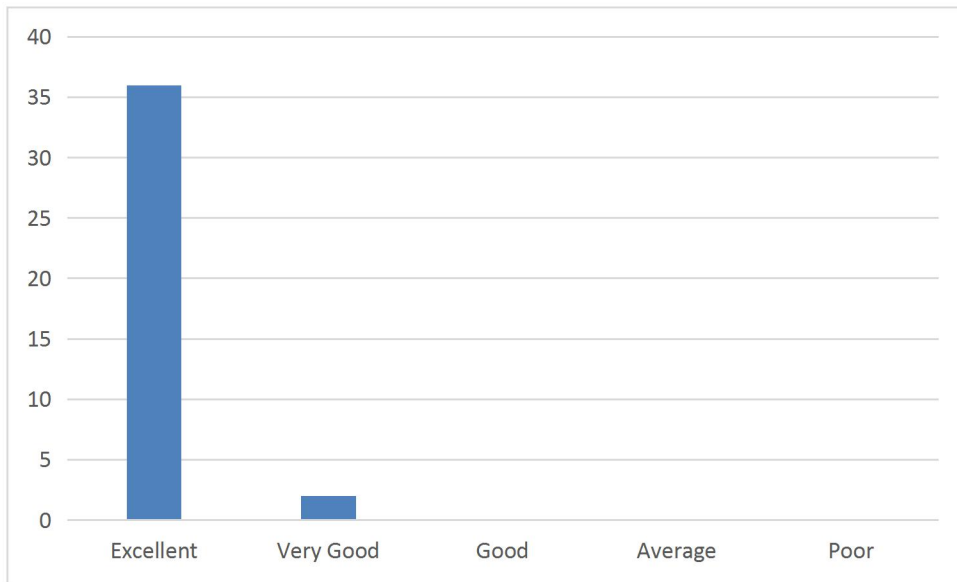
10. The college has enough relevant resources which are updated regularly for teaching learning purposes



11. The academic freedom and opportunity that are available for curriculum development, administration and evaluation in the college is:



12. The opportunity available out of the course/syllabus for the enhancement of my knowledge and perspective in the discipline is:

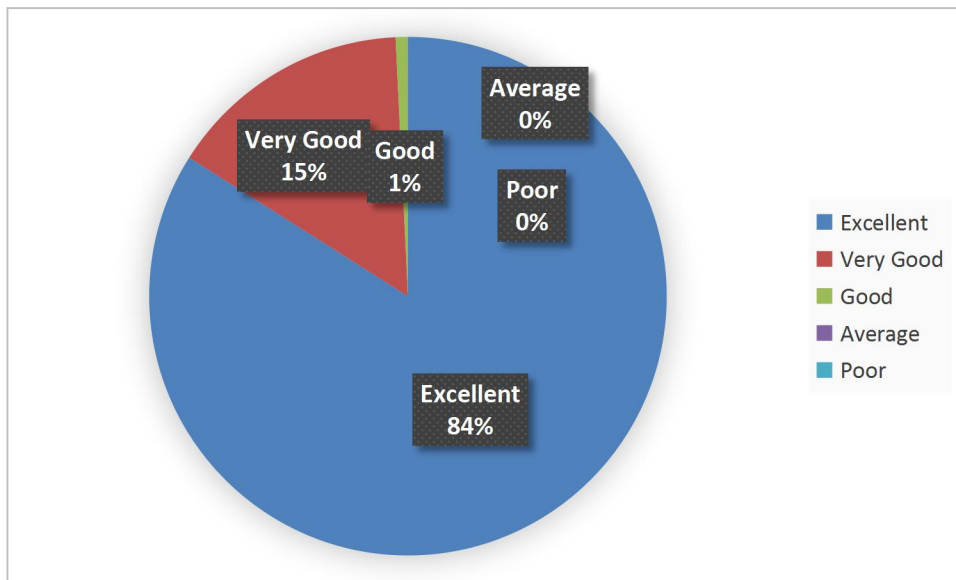
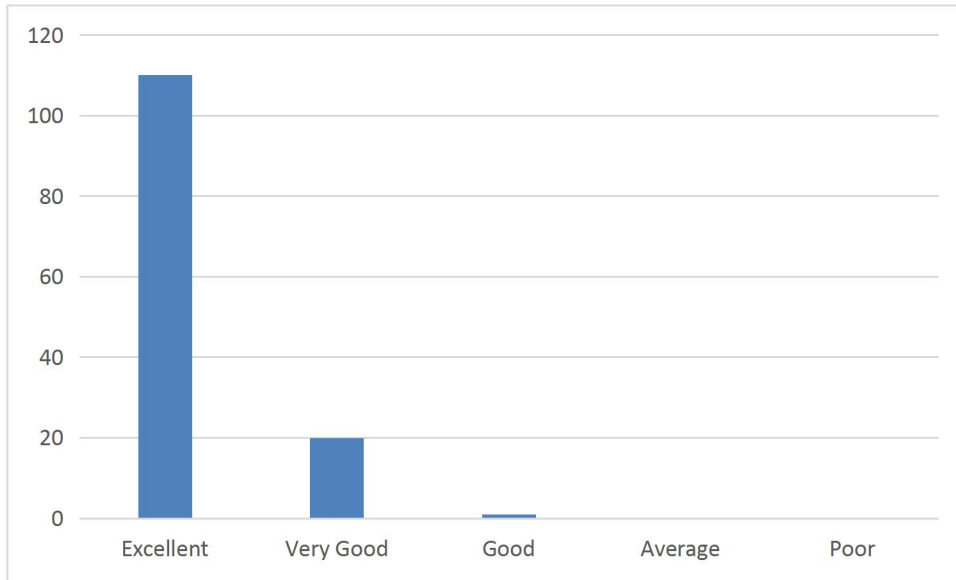


## TEACHER FEEDBACK QUESTIONNAIRE

S.No.	ARTS	Excellent	Very Good	Good	Average	Poor	Total
1	Course Content is Relevant and Need Based	110	20	1	0	0	131
2	Course Outcomes are well defined and clear to staff and students	111	20	0	0	0	131
3	Course Content has enough scope for development of analytical, logical, technical and creative skills to the students	86	18	27	0	0	131
4	Course activities (Internships / Field Visit/ Guest Lectures/ Assignments/Seminars/Others) are relevant for development of various skills for employment and self-employment	103	28	0	0	0	131
5	The course/syllabus has good balance between theory and lab work	87	28	16	0	0	131
6	Courses motivate students to use various resources that are available in the college and outside for their effective learning	89	28	14	0	0	131
7	The curriculum design Teaching-Learning-Assessment and Examination are effectively carried out on time	122	9	0	0	0	131
8	The assessment and evaluation system objectively measure the Course Outcomes (COs) and Program Specific Outcome (PSOs)	73	37	21	0	0	131
9	The curriculum contains a wide range of courses under choice based credit system	124	6	1	0	0	131
10	The college has enough relevant resources which are updated regularly for teaching learning purposes	116	12	3	0	0	131
11	The academic freedom and opportunity that are available for curriculum development, administration and evaluation in the college is:	124	4	3	0	0	131
12	The opportunity available out of the course/syllabus for the enhancement of my knowledge and perspective in the discipline is:	124	7	0	0	0	131
		1269	217	86	0	0	1572

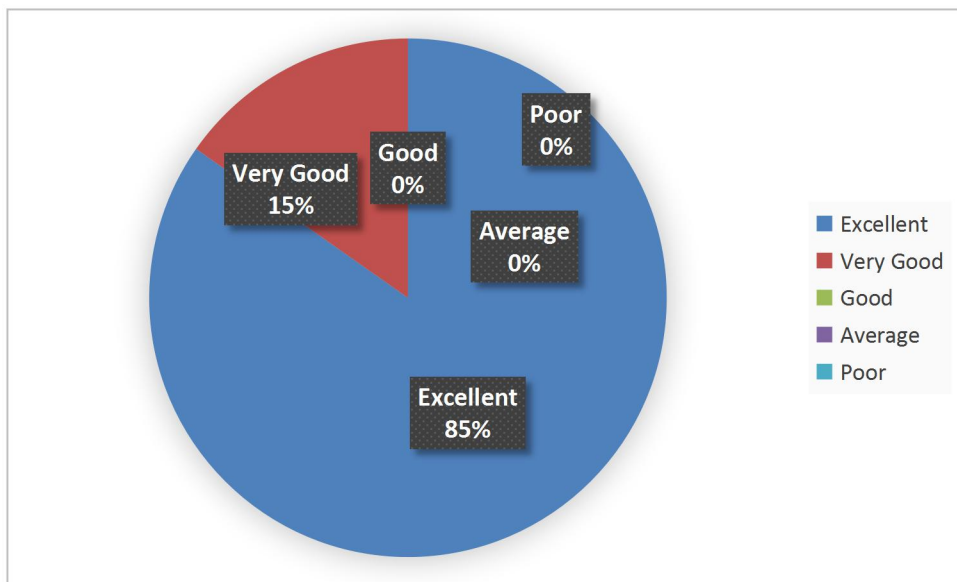
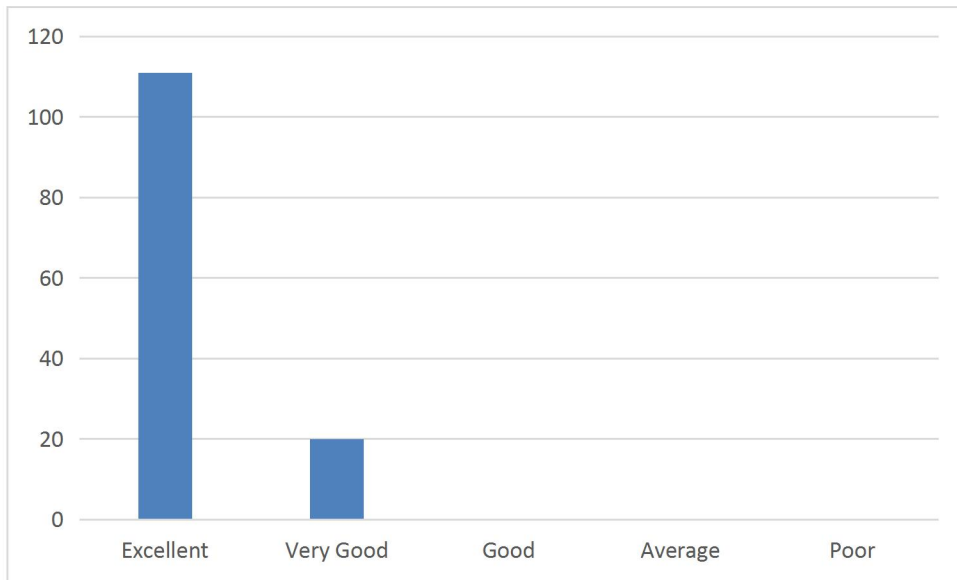
# Arts

## 1. Course Content is Relevant and Need Based

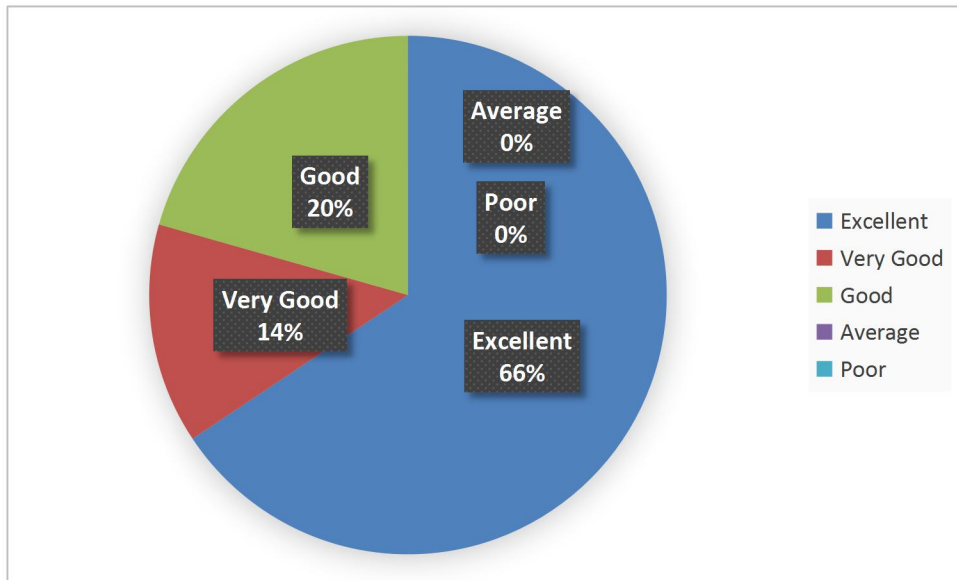
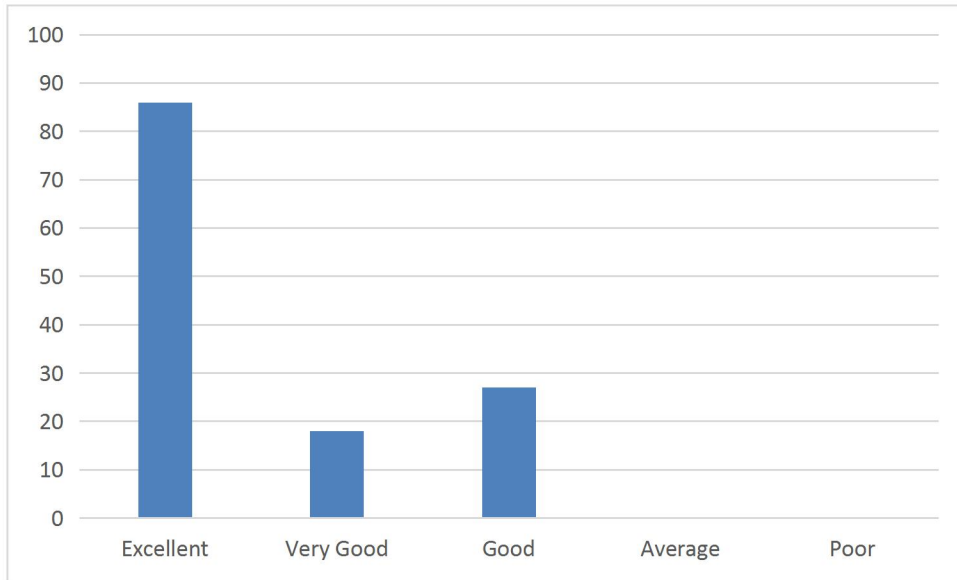




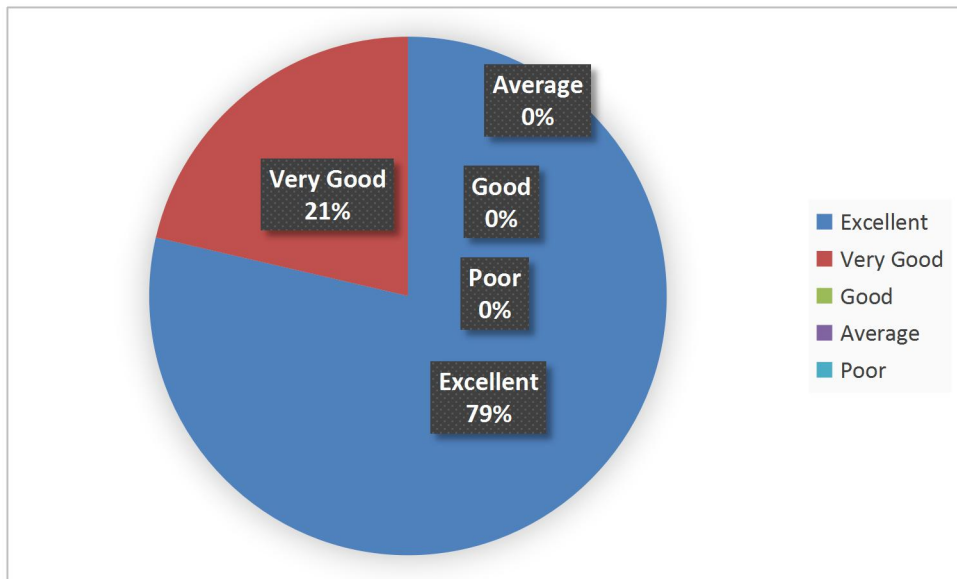
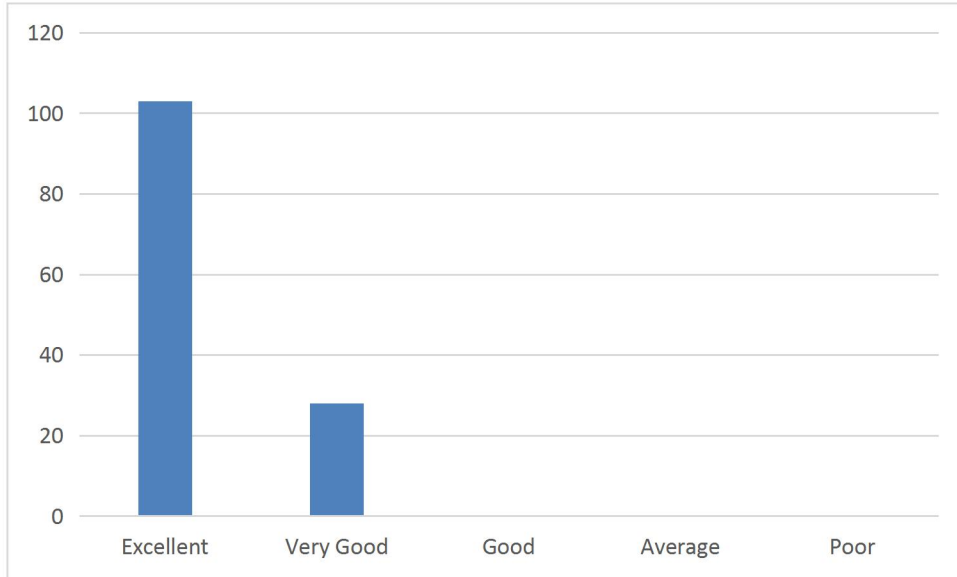
## 2. Course Outcomes are well defined and clear to staff and students



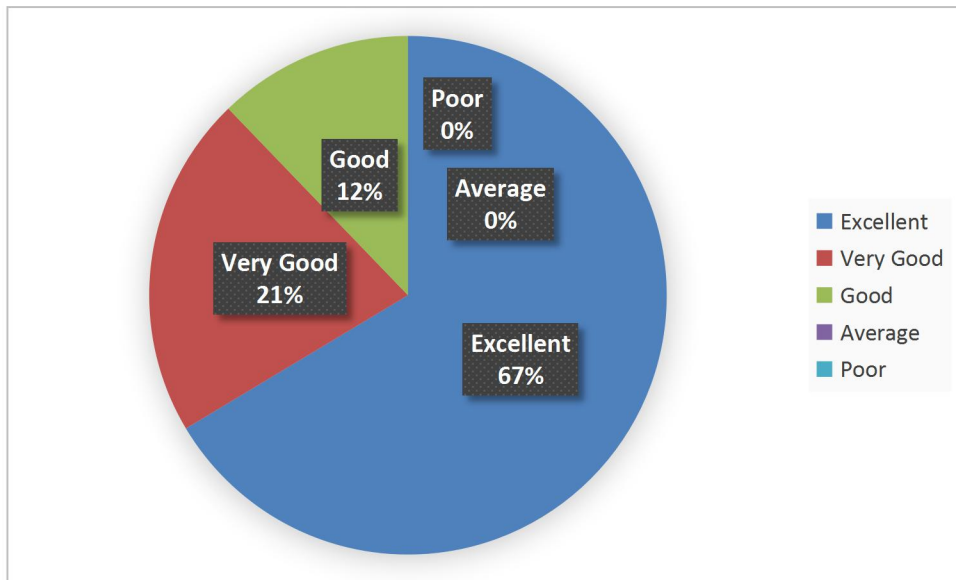
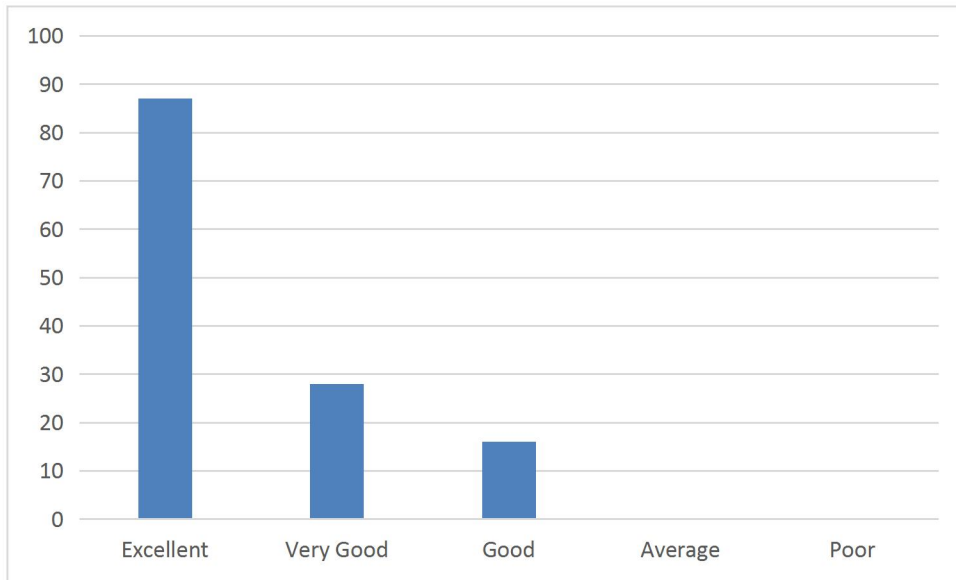
3. Course Content has enough scope for development of analytical, logical, technical and creative skills to the students



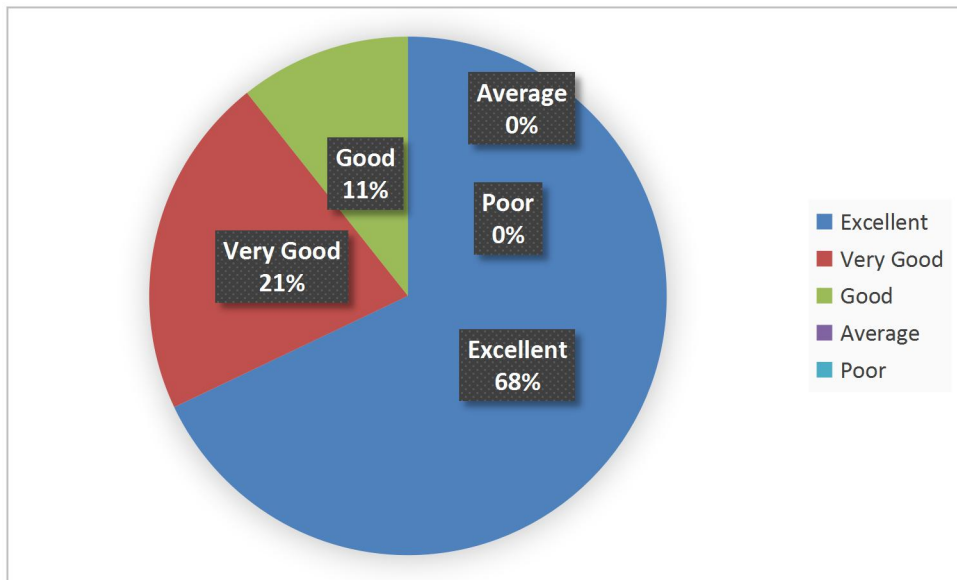
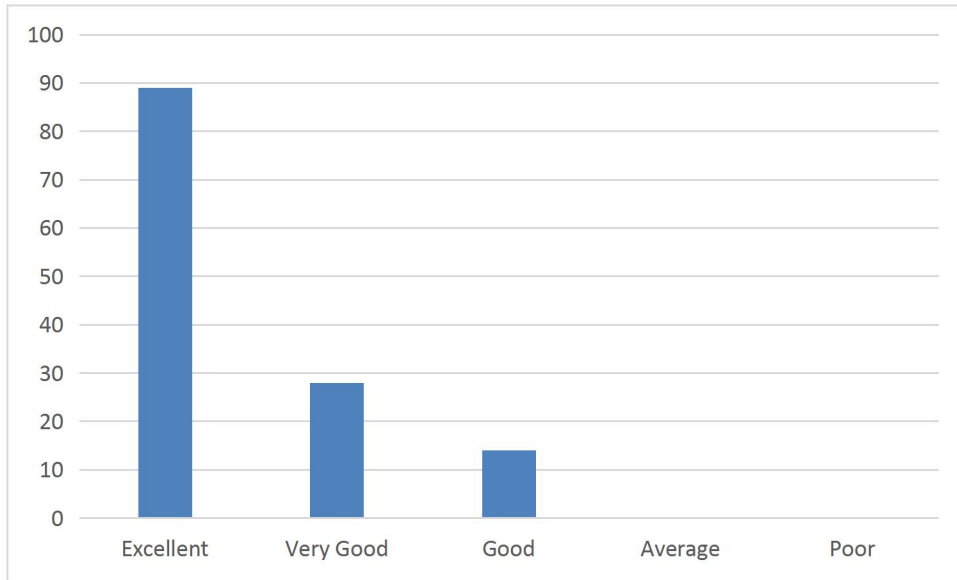
4. Course activities (Internships / Field Visit/ Guest Lectures/ Assignments/Seminars/Others) are relevant for development of various skills for employment and self-employment



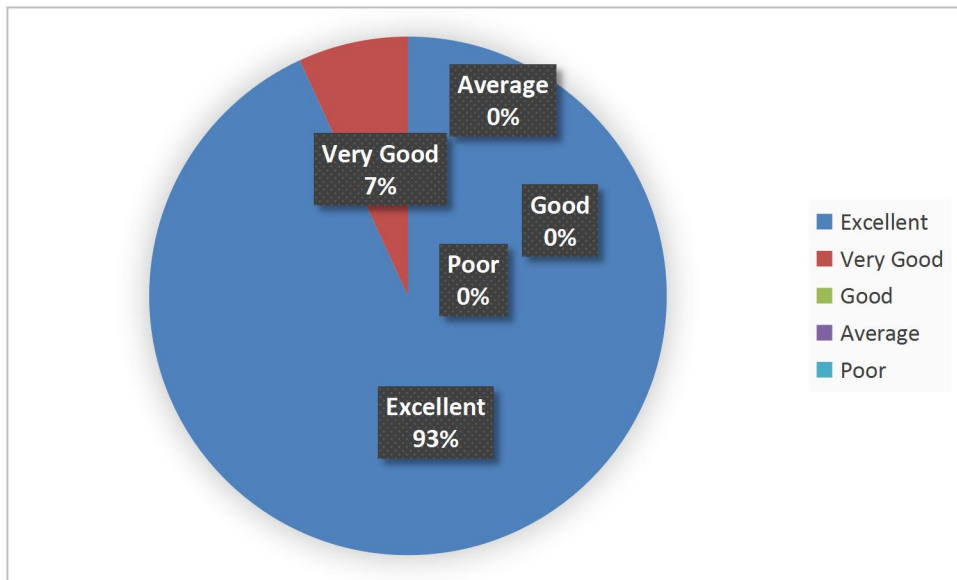
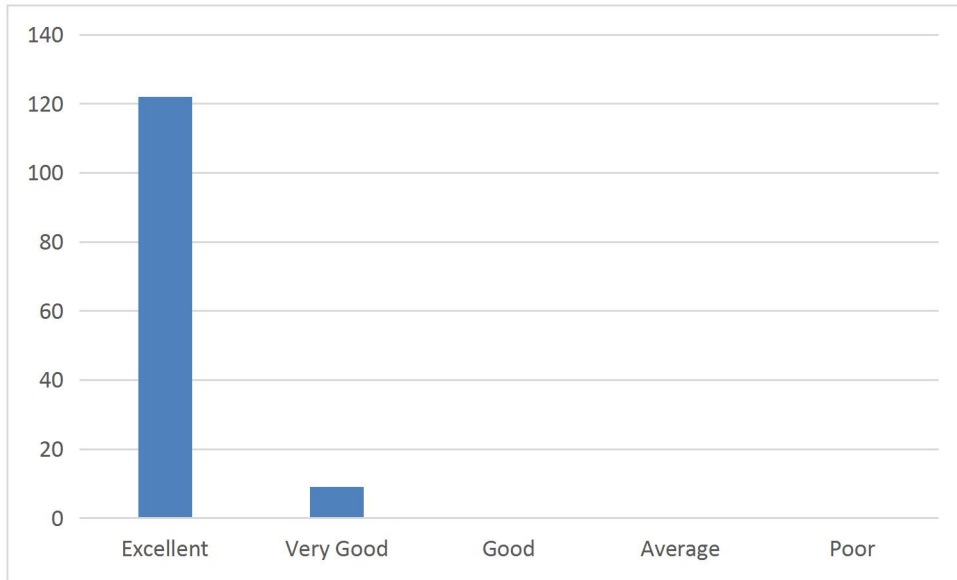
## 5. The course/syllabus has good balance between theory and lab work



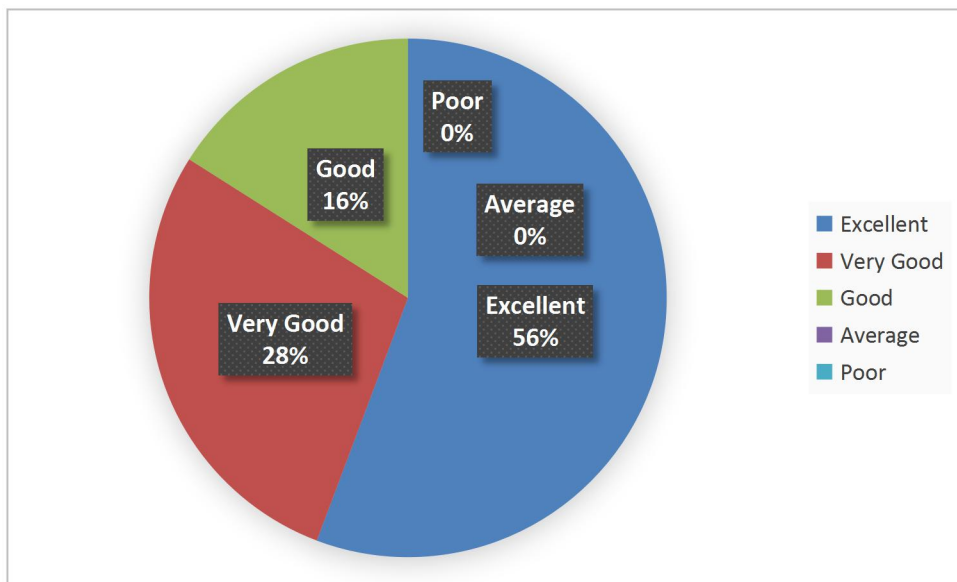
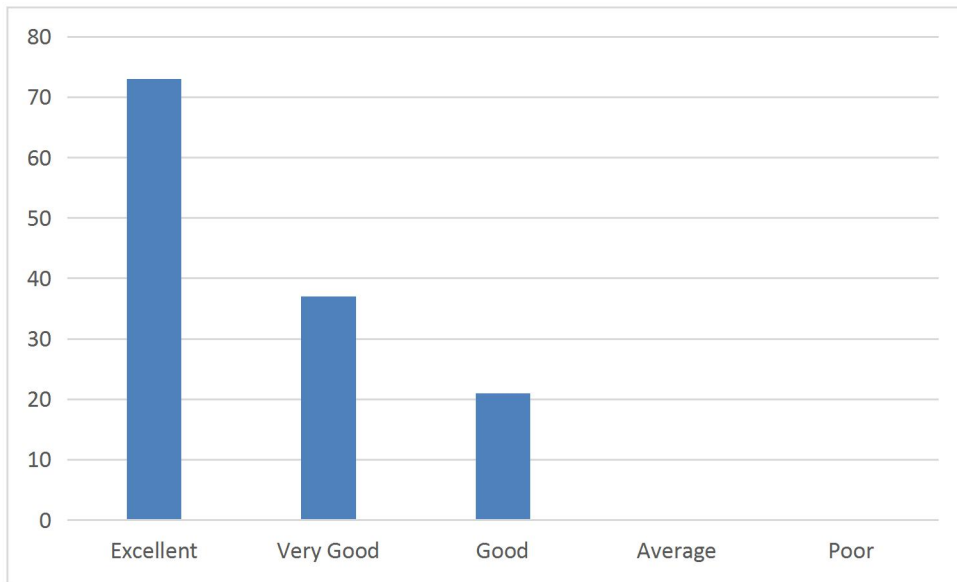
6. Courses motivate students to use various resources that are available in the college and outside for their effective learning



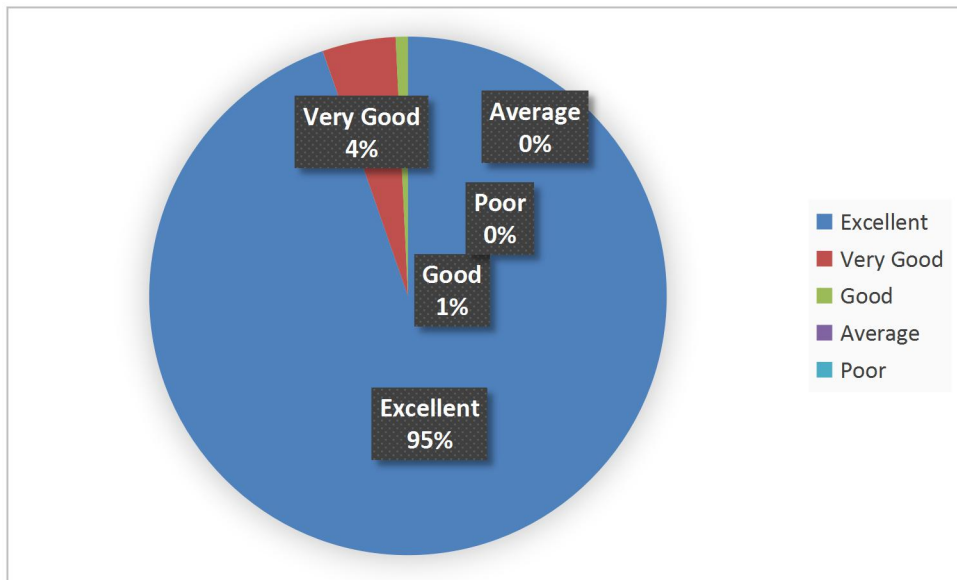
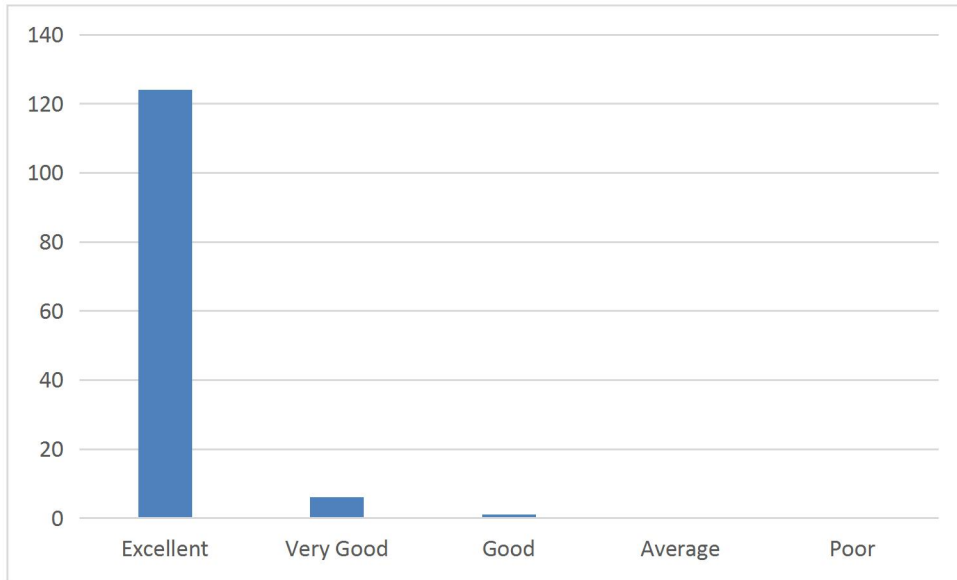
## 7. The curriculum design Teaching-Learning-Assessment and Examination are effectively carried out on time



8. The assessment and evaluation system objectively measures the graduation outcome.

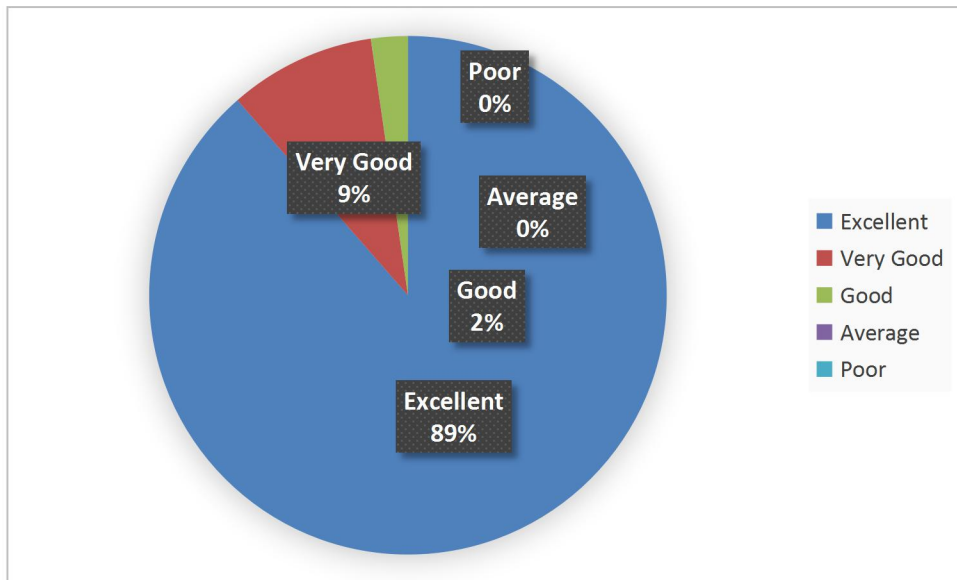
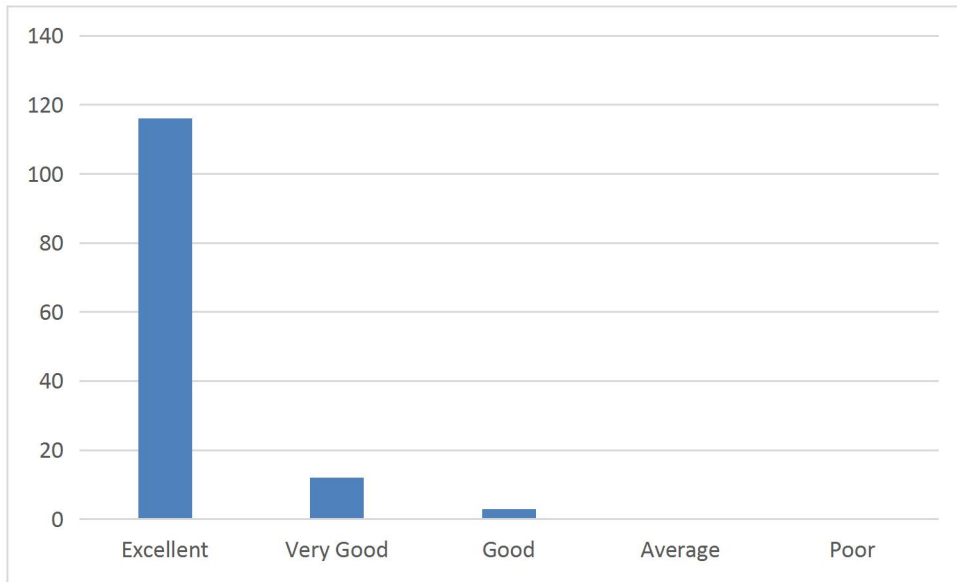


## 9. The curriculum contains a wide range of courses under choice based credit system

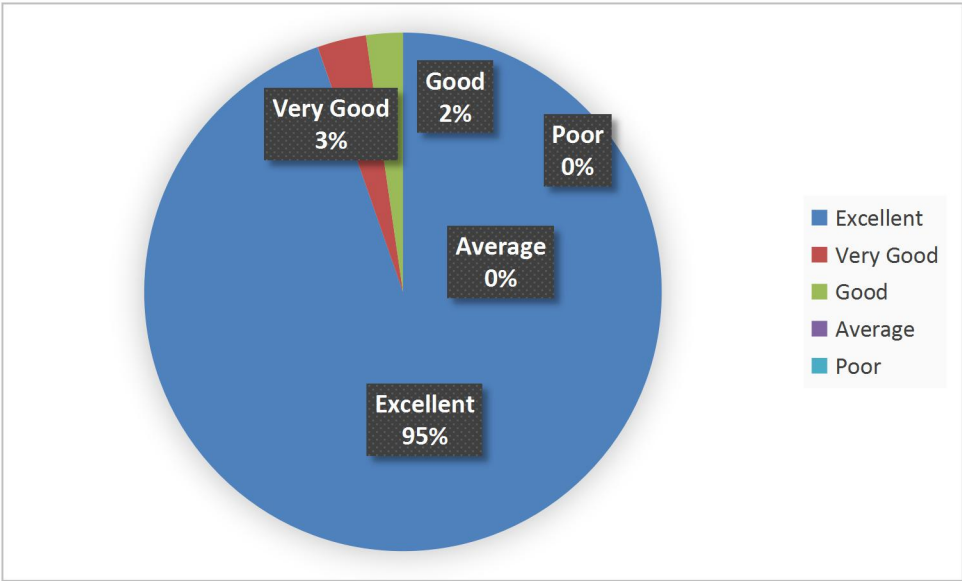
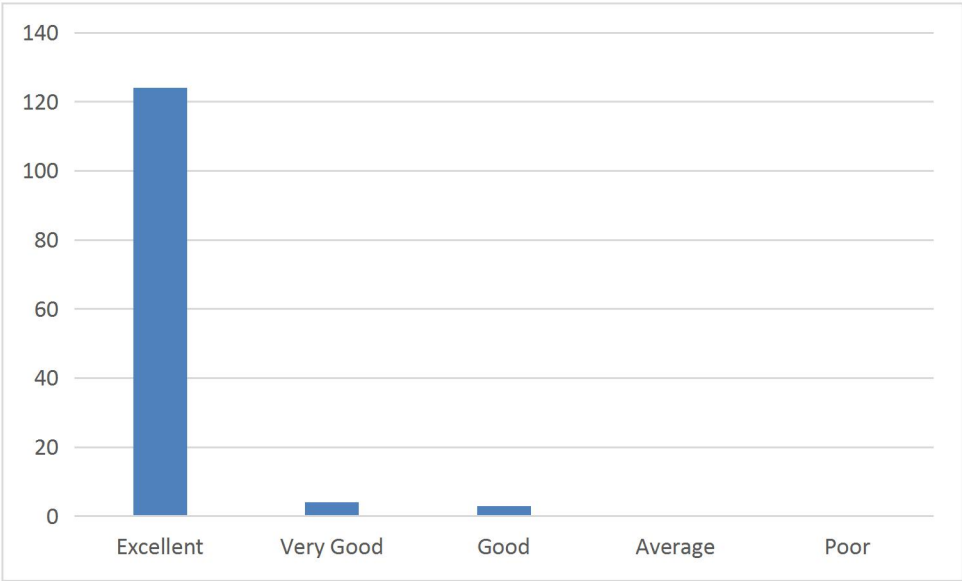




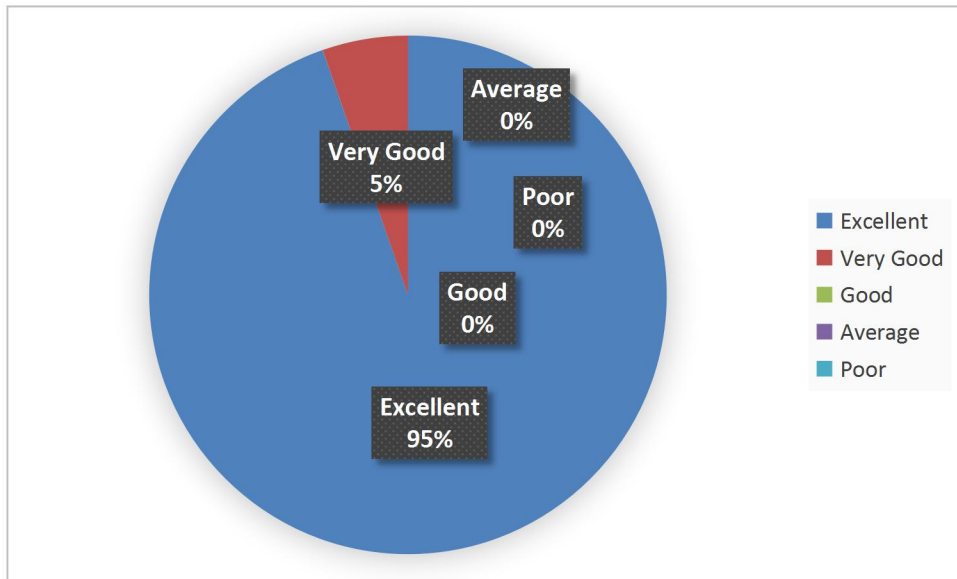
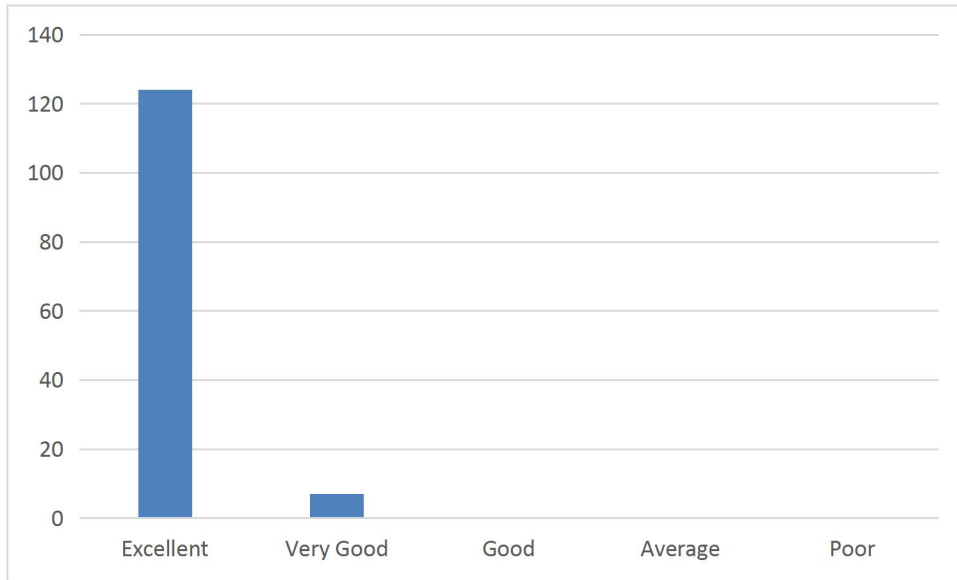
10. The college has enough relevant resources which are updated regularly for teaching learning purposes



11. The academic freedom and opportunity that are available for curriculum development, administration and evaluation in the college is:



12. The opportunity available out of the course/syllabus for the enhancement of my knowledge and perspective in the discipline is:

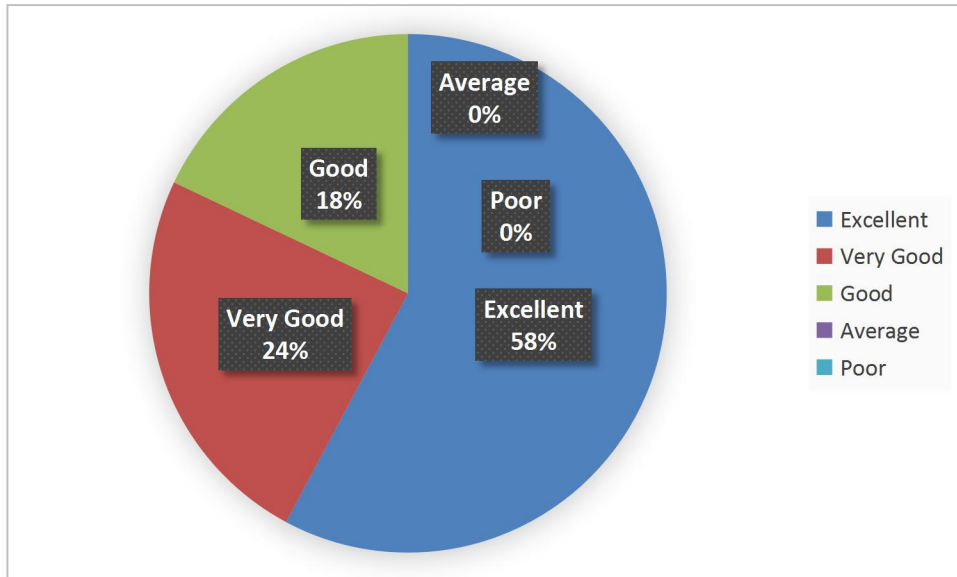
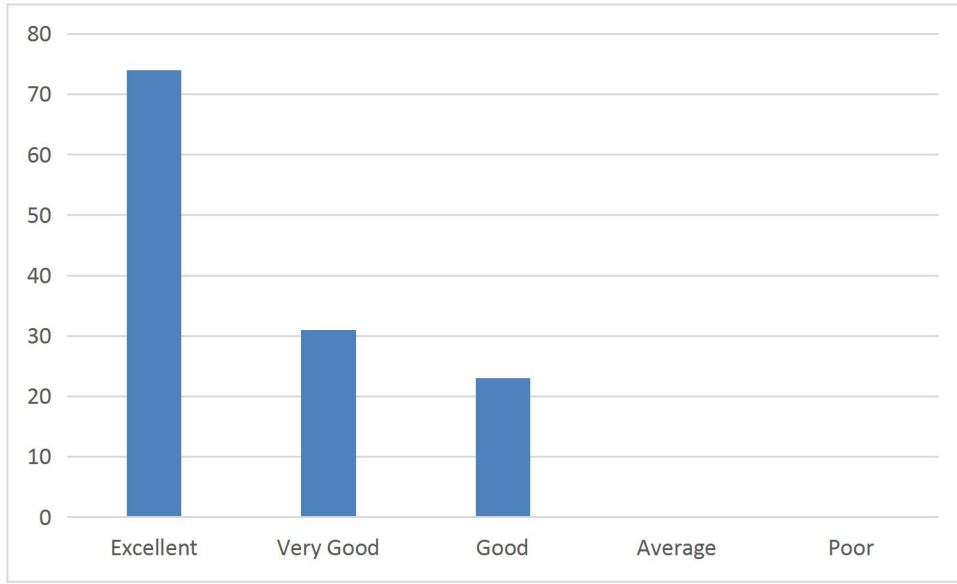


## TEACHER FEEDBACK QUESTIONNAIRE

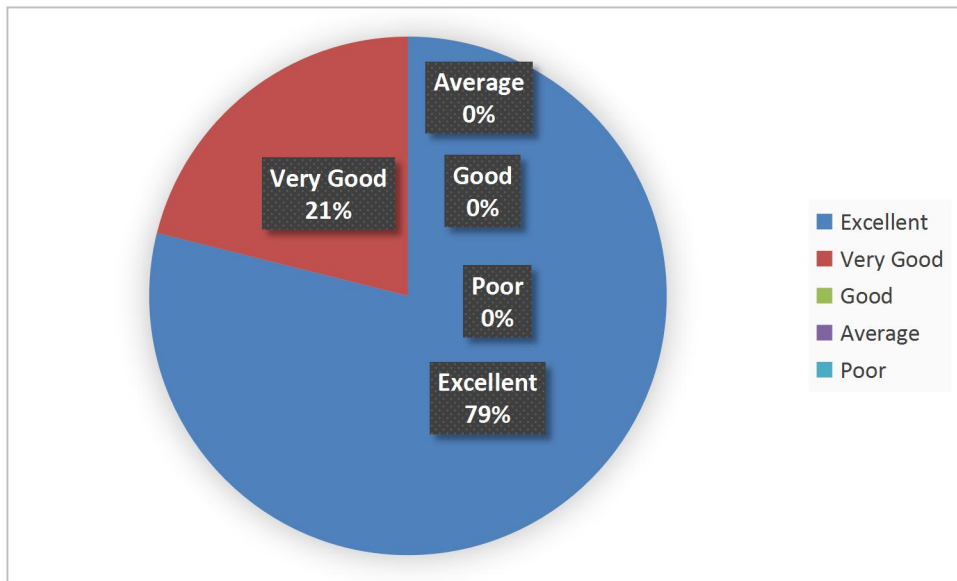
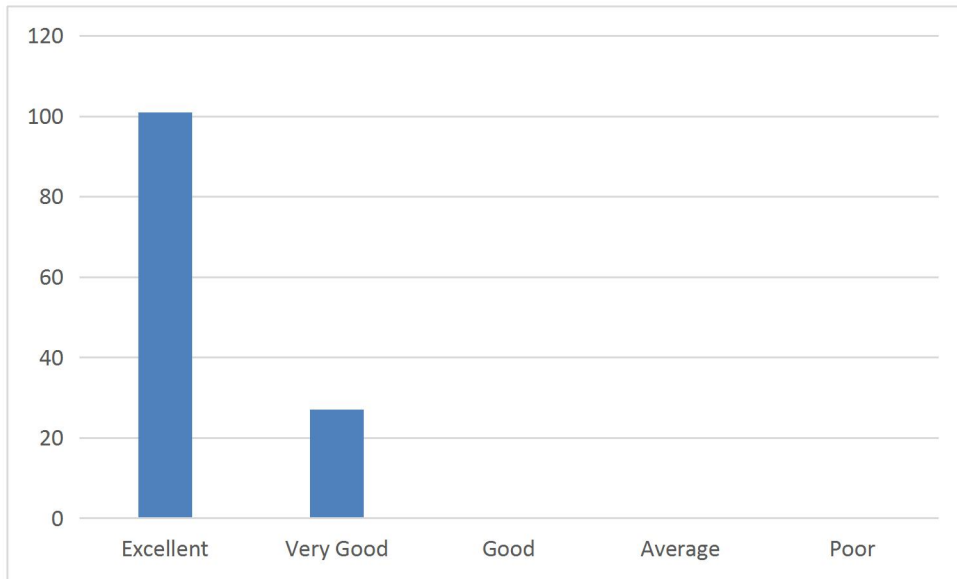
S.No.	SCIENCE	Excellent	Very Good	Good	Average	Poor	Total
1	Course Content is Relevant and Need Based	74	31	23	0	0	128
2	Course Outcomes are well defined and clear to staff and students	101	27		0	0	128
3	Course Content has enough scope for development of analytical, logical, technical and creative skills to the students	97	31	0	0	0	128
4	Course activities (Internships / Field Visit/ Guest Lectures/ Assignments/Seminars/Others) are relevant for development of various skills for employment and self-employment	90	29	9	0	0	128
5	The course/syllabus has good balance between theory and lab work	65	39	24	0	0	128
6	Courses motivate students to use various resources that are available in the college and outside for their effective learning	72	41	15	0	0	128
7	The curriculum design Teaching-Learning-Assessment and Examination are effectively carried out on time	99	28	1	0	0	128
8	The assessment and evaluation system objectively measure the Course Outcomes (COs) and Program Specific Outcome (PSOs)	59	66	3	0	0	128
9	The curriculum contains a wide range of courses under choice based credit system	111	14	3	0	0	128
10	The college has enough relevant resources which are updated regularly for teaching learning purposes	105	19	4	0	0	128
11	The academic freedom and opportunity that are available for curriculum development, administration and evaluation in the college is:	67	52	9	0	0	128
12	The opportunity available out of the course/syllabus for the enhancement of my knowledge and perspective in the discipline is:	116	12	0	0	0	128
		1056	389	91	0	0	1536

# Science

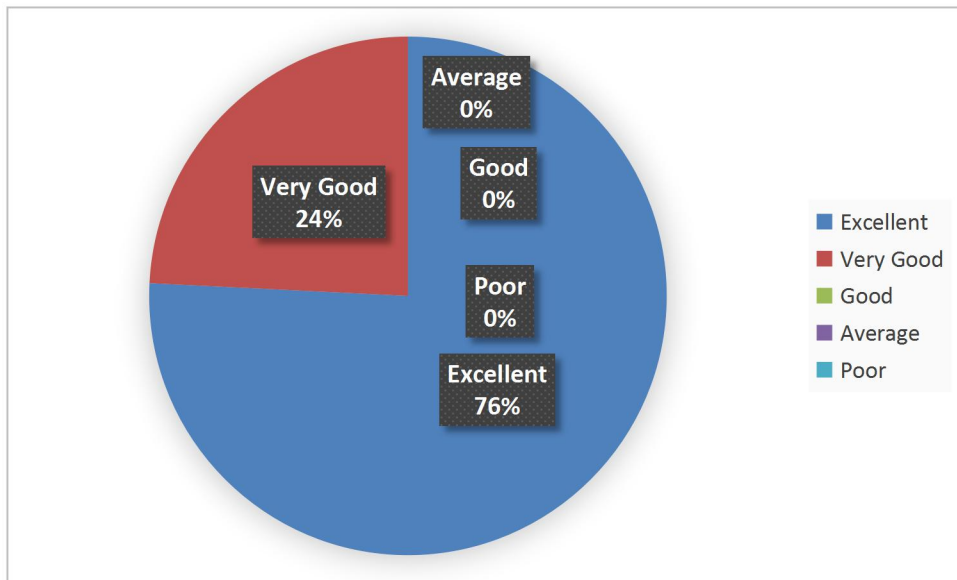
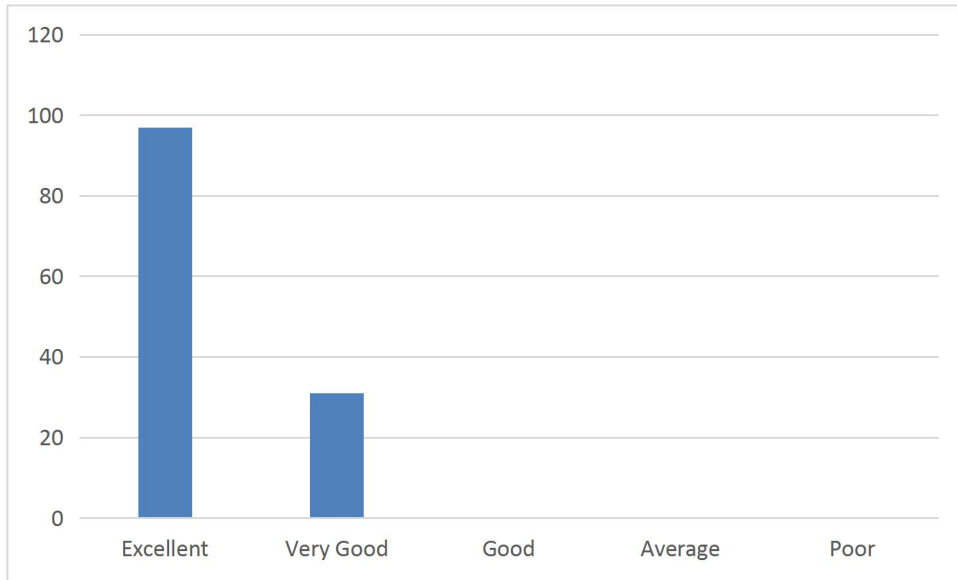
## 1. Course Content is Relevant and Need Based



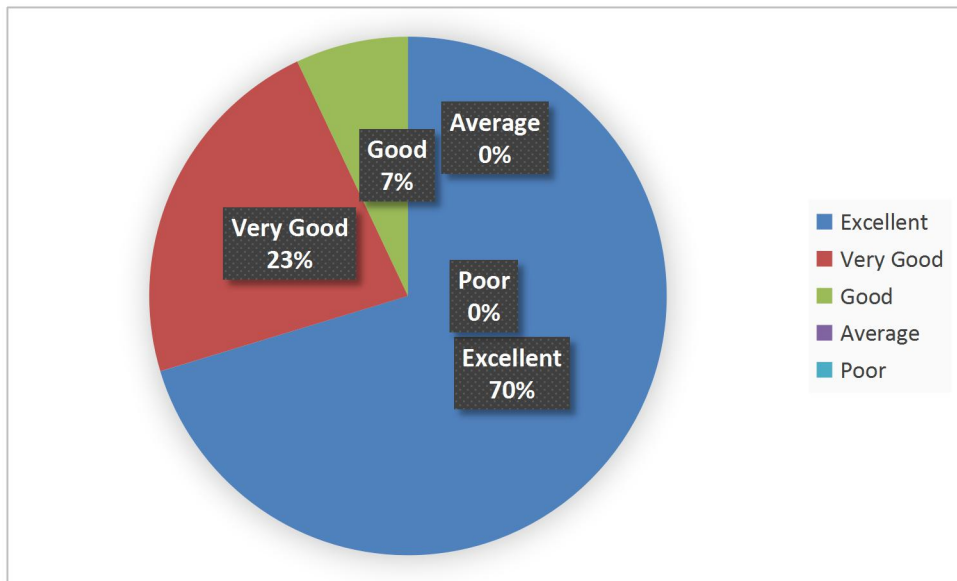
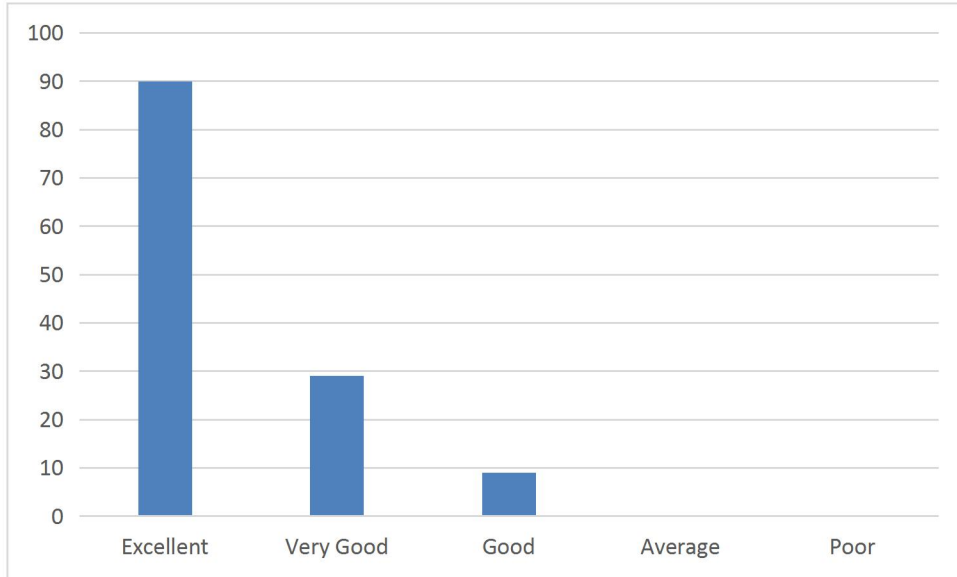
## 2. Course objectives are well defined and clear to staff and students



3. Course Content has enough scope for development of analytical, logical, technical and creative skills to the students

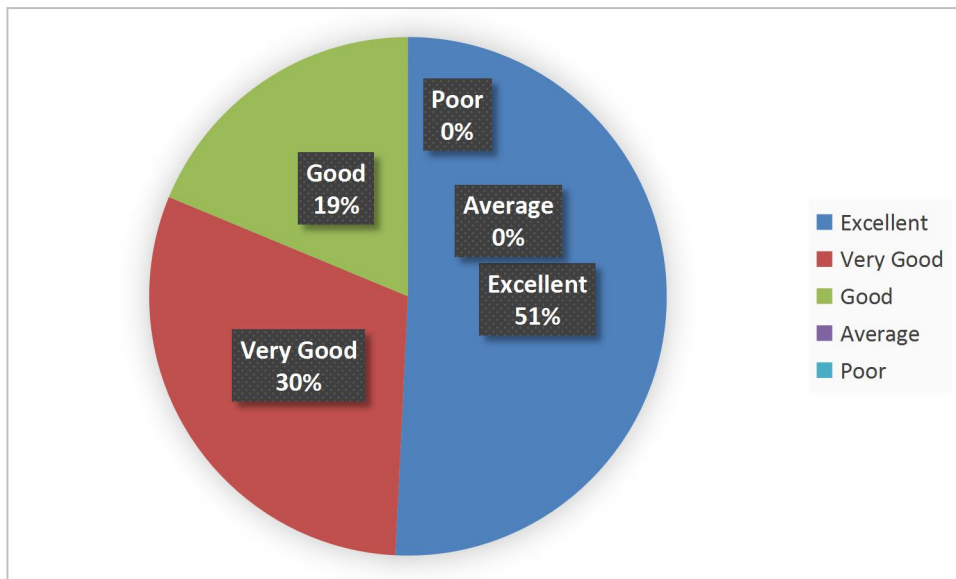
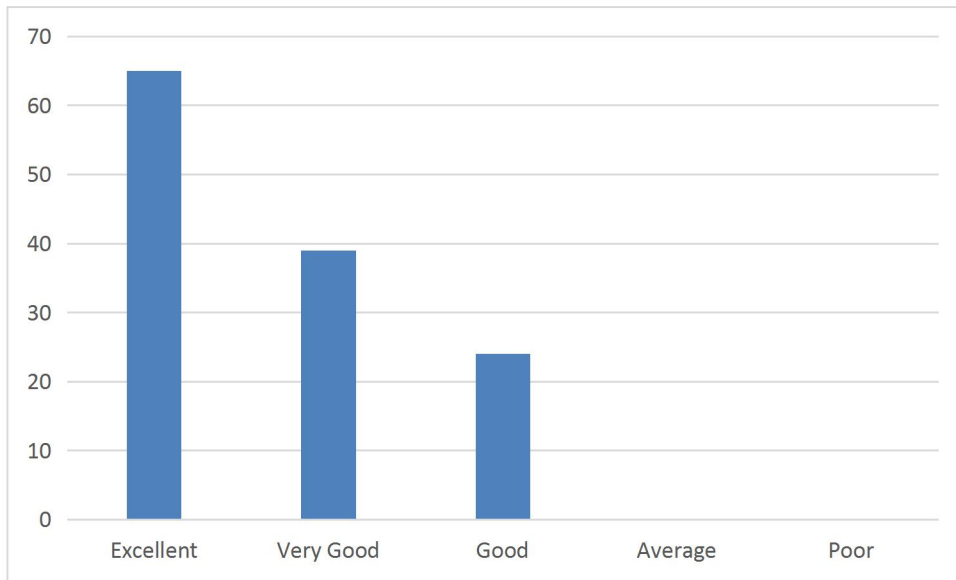


4. Course activities (Internships / Field Visit/ Guest Lectures/ Assignments/Seminars/Others) are relevant for development of various skills for employment and self-employment

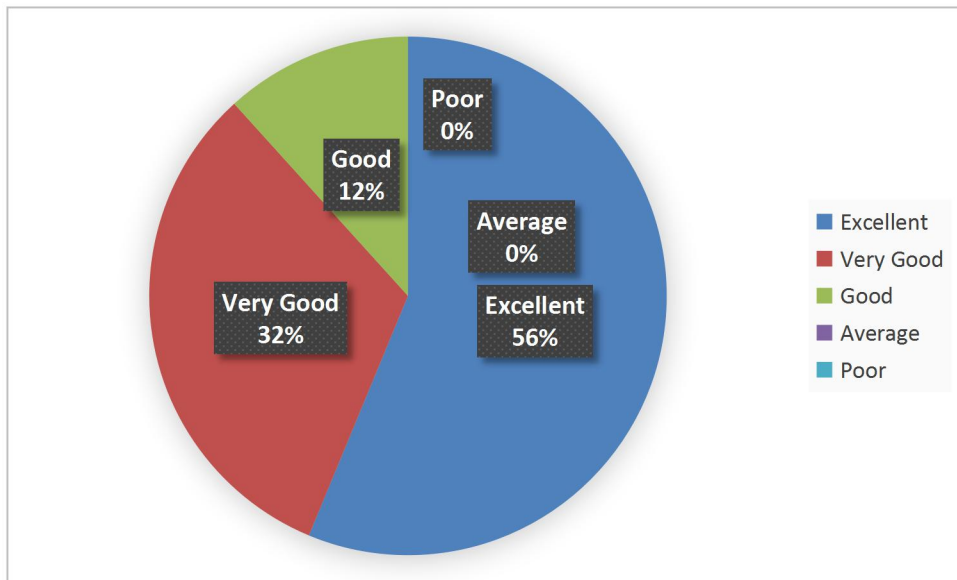
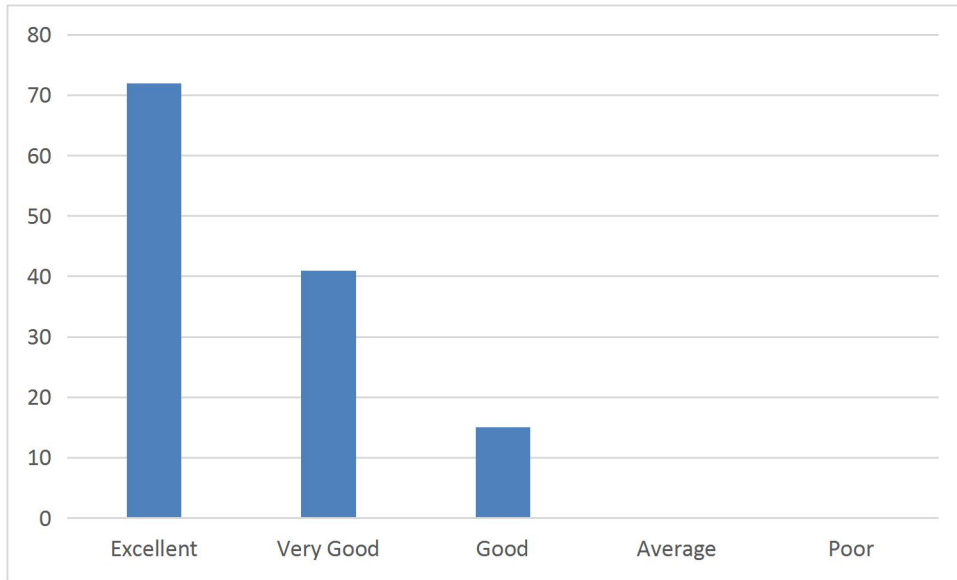




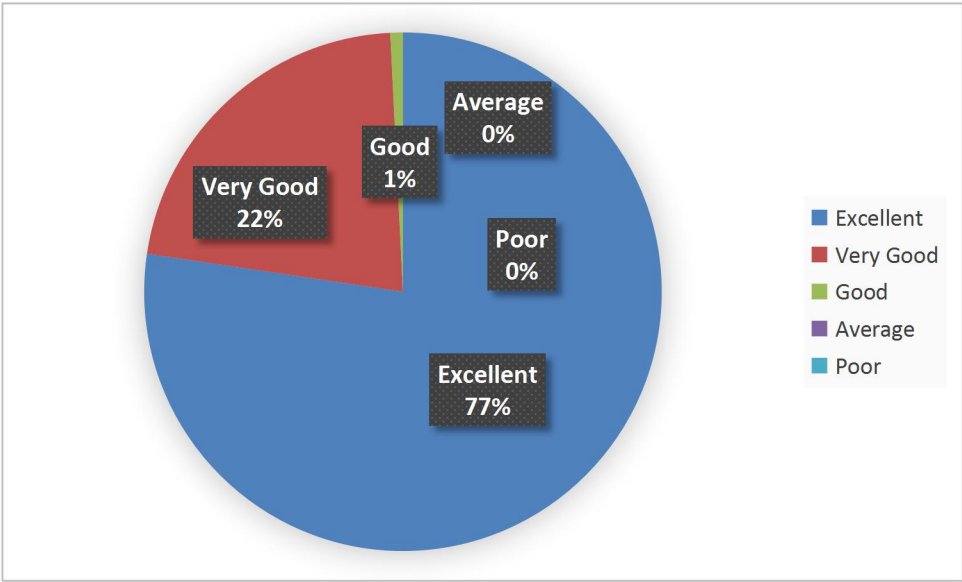
## 5. The course/syllabus has good balance between theory and lab work



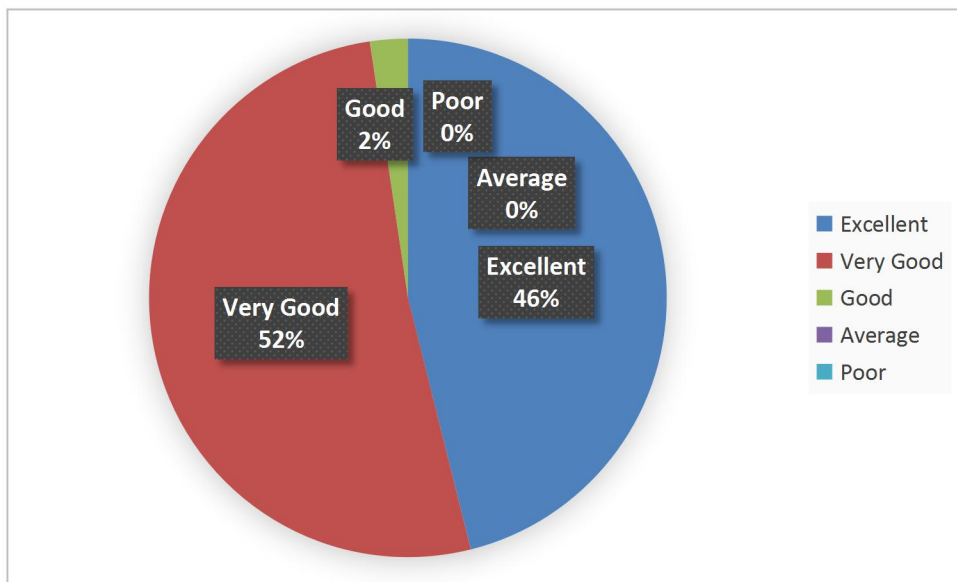
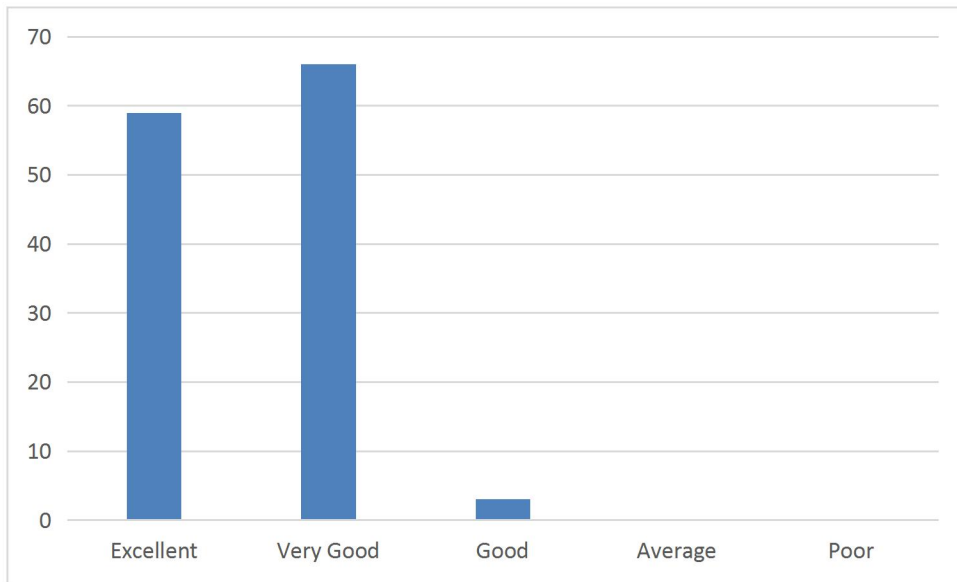
6. Courses motivate students to use various resources that are available in the college and outside for their effective learning



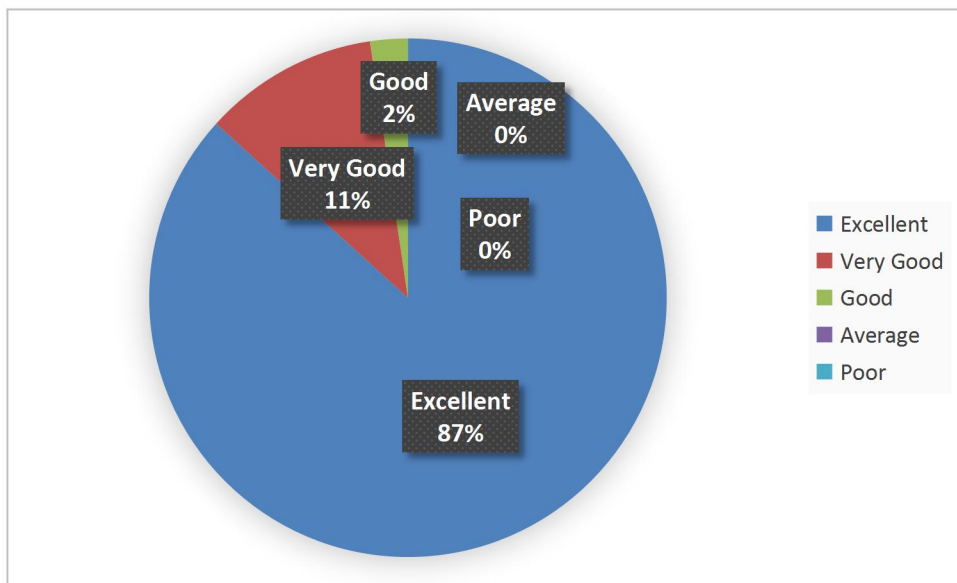
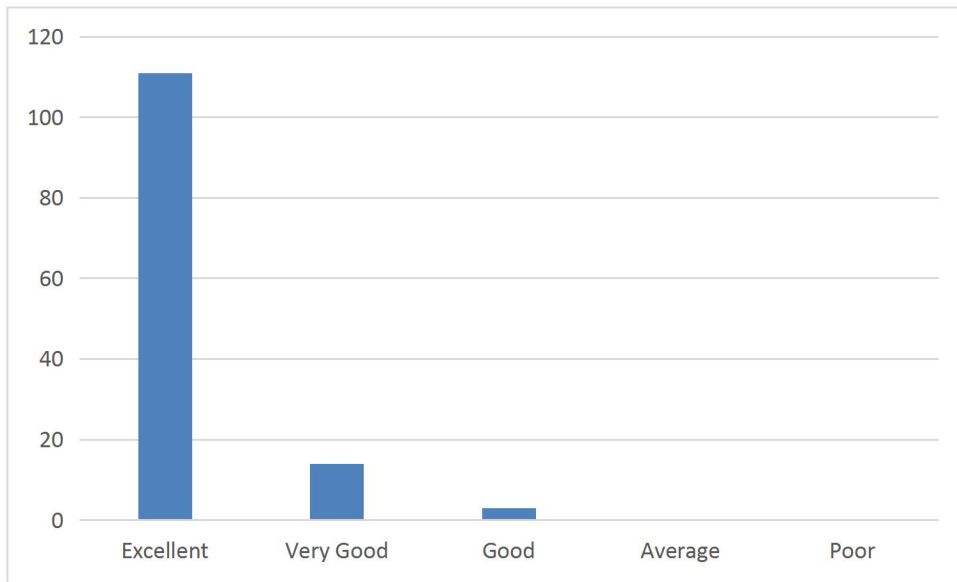
7. The curriculum design Teaching-Learning-Assessment and Examination are effectively carried out on time



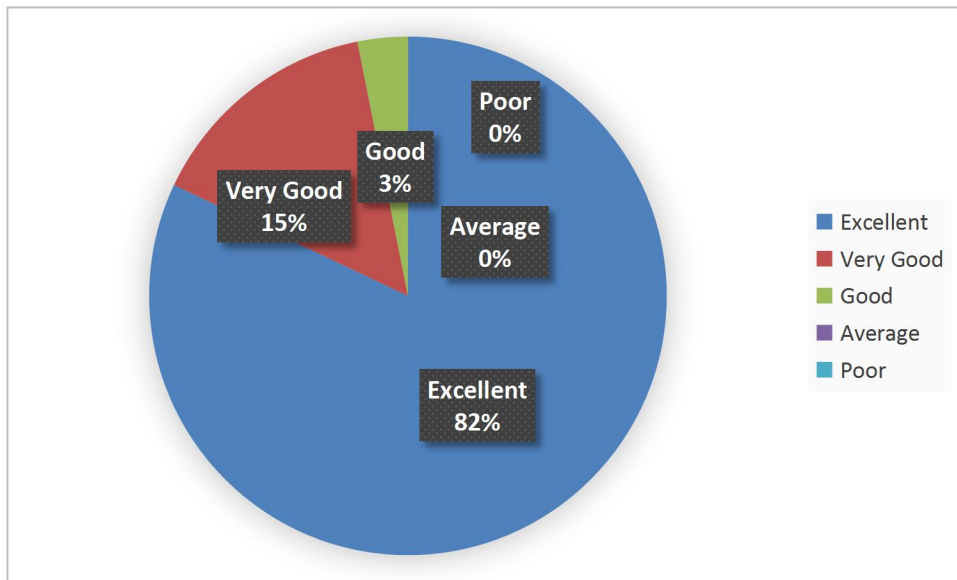
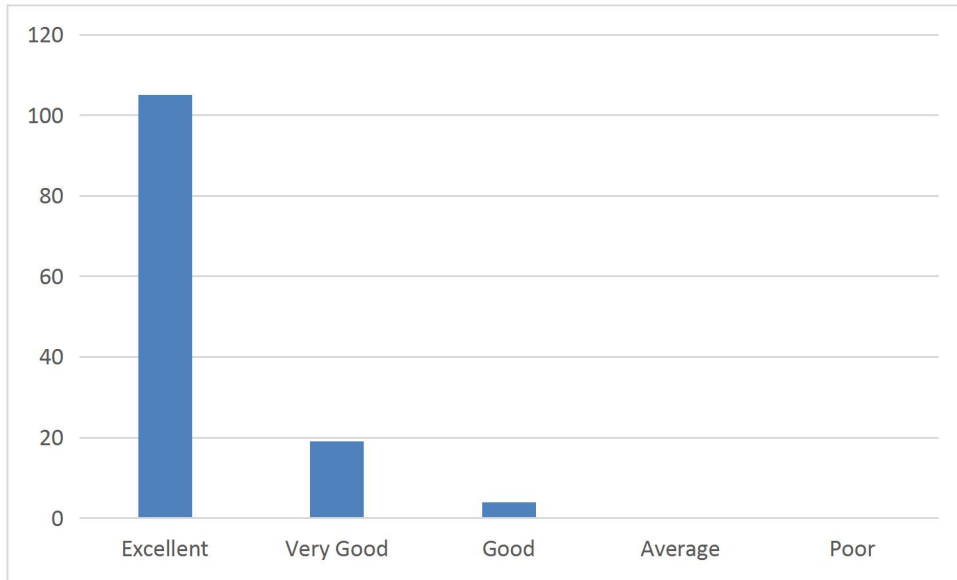
8. The assessment and evaluation system objectively measures the graduation outcome.



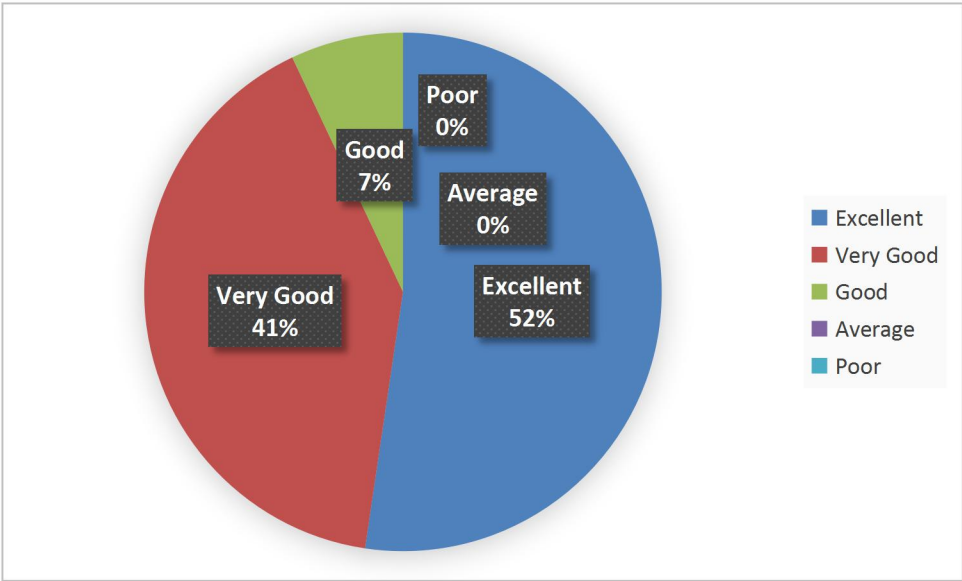
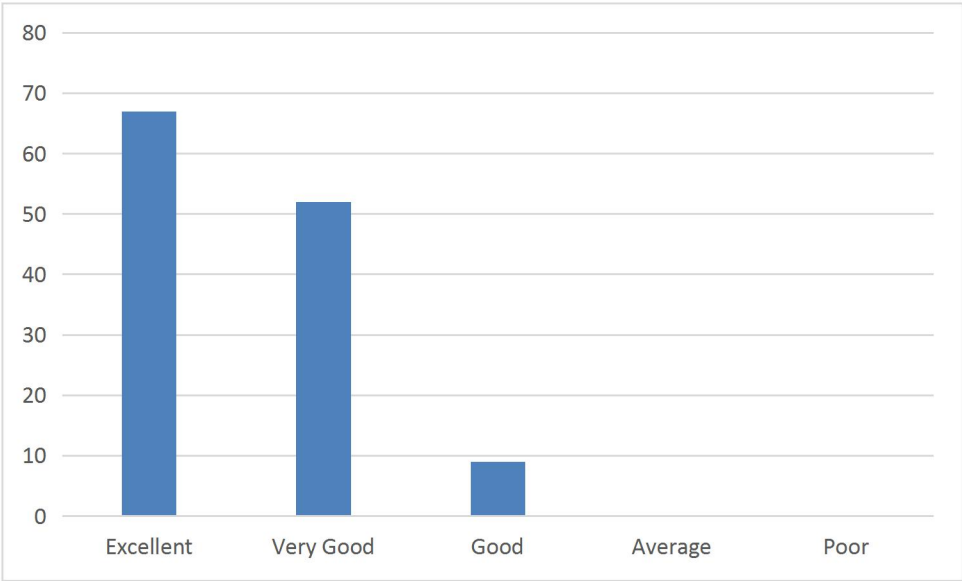
9. The curriculum contains a wide range of courses under choice based credit system



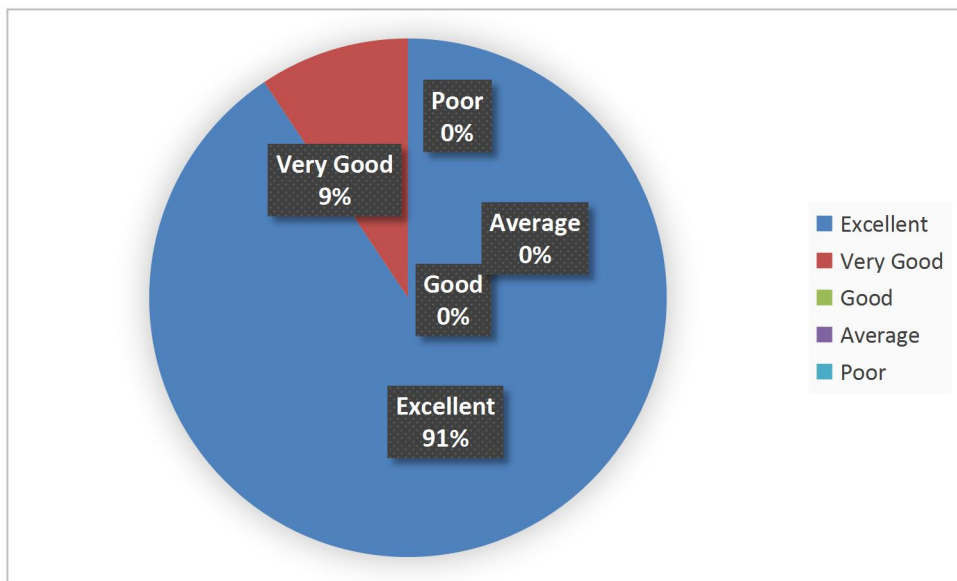
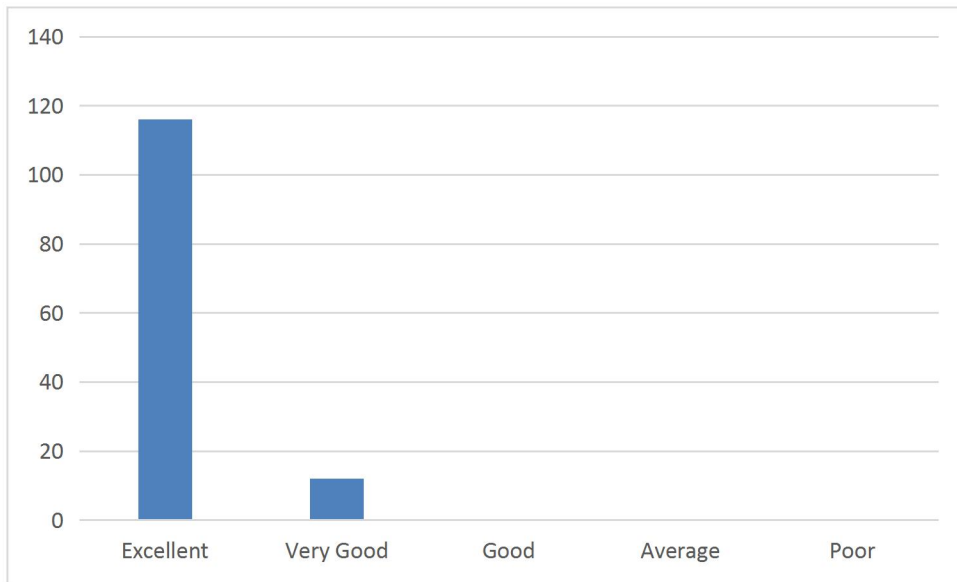
10. The college has enough relevant resources which are updated regularly for teaching learning purposes



11. The academic freedom and opportunity that are available for curriculum development, administration and evaluation in the college is:



12. The opportunity available out of the course/syllabus for the enhancement of my knowledge and perspective in the discipline is:





## **Commerce**

100% of the faculty members who participated in the conduct of feedback confidently expressed that the course content was relevant and need-based and that the syllabuses were well-designed with utmost clarity. They also expressed that course activities like the internship, projects, seminar presentations, etc., are relevant for the development of various skills for employment and self-employment. 37% of the commerce faculty expressed that the academic freedom and opportunity that are available for curriculum development, administration and evaluation in the college is 'excellent' while 47% of the faculty noted that it was 'very good'.

## **Arts**

All the 131 (100%) of the faculty members confidently expressed that the course content was relevant and need-based and that the syllabuses were well-designed with utmost clarity. 78.6% of the faculty expressed that the course activities like the internship, projects, seminar presentations, etc., were relevant for the development of various skills for employment and self-employment and the remaining 21.4% recorded 'very good'. 94.6% of the Arts faculty expressed that the academic freedom and opportunity that are available for curriculum development, administration and evaluation in the college was 'excellent' and 3% of the faculty noted that it was 'very good'.


## **Sciences**


All the 128 (100%) of the science faculty members opined that the course content was relevant and need-based and that the syllabuses were framed well with greater clarity. 70.3% of the faculty expressed that the course activities like the internship, projects, seminar presentations, etc., were relevant for the development of various skills for employment and self-employment whereas 22.7% recorded 'very good'. 52.3% of the Science faculty expressed that the academic

freedom and opportunity that are available for curriculum development, administration and evaluation in the college was 'excellent', whereas 40.6% of the faculty noted that it was 'very good'.

### **Conclusions**

The consolidated feedback report is shared at the HODs/Coordinators/Officials Meeting and also with the departments for further appropriate actions and decision makings.

  
Dr A. Xavier Mahimairaj  
IQAC Coordinator  
Loyola College, Chennai – 34

  
Rev. Dr Arokiasamy Xavier, S.J.  
Principal  
Loyola College, Chennai – 34

**LOYOLA COLLEGE (AUTONOMOUS), CHENNAI 600 034**  
**ACADEMIC YEAR- (2017-2018)**  
**MINUTES OF THE HODs/COORDINATORS/ OFFICIALS' MEETING**

<b>Date</b>	7 <sup>th</sup> April 2018	<b>Venue</b>	J.D. Conference Hall
<b>Time</b>	11.30 a.m.	<b>Ref. No</b>	HOD6/Even/2017-18

Prayer: Dr. Thobias – HOD Statistics

Principal: Welcome you all to this brief meeting.

Minutes of previous meeting : 15 Feb 2018, read out by Prof. Edward Sudhakar, Dean of Arts.

Corrections: 5 marks for all the streams.

Minutes were passed.

Controller of Exam (COE): Regarding semester 2018, 4% haven't paid the fees, this time we have made it possible for most students to attend the exams. We have helped a lot of students, in the future they should be ready in time.

Now the scrutiny is being conducted and things are going on as planned. I request HOD and those invited to carefully look into the question and the code and numbers. Especially for papers where students are repeatedly failing.

We have reworked the modalities for invigilation, after last times discussion. Only those who are going to retire will not have invigilation, 57 and running will have. There will be no increase in the remuneration. 45 professors requested for invigilation, we are trying to accommodate most of the request.

In all our communication to the HOD and Coordinators, there is always a delay is by more than a week or so, still some departments have not given they syllabus and model question papers.

For question paper setting 8 departments have not given the details. Regarding the Tamil name shift-1 10 and Shift -2 9 departments are still pending with the Tamil name for the 3<sup>rd</sup> Year students.

The main lapse here is the communication is not passed on to the professors in the department.

Regarding the advance amount for practicals, there is a need to give the breakup for the budget, this request is from the Treasurer's office.

Regarding the time table, we will send a note and the invigilation list to each department. Kindly display the time table on the notice board on the department.

IQAC: Reading registration, for the regular students, it should be automatically registered, if they register for the arrear papers it will be good. Regarding scrutiny, other colleges collect everything by the month of Feb, can we advance our scrutiny atleast by March, so that there is more time to do scrutiny?

IQAC coordinator shared the collated report of feedback from stake holders. The overall opinion of the stakeholders on curriculum found so positive.

COE: What we have done now is, we are giving them 2 to 3 days, we start the registration in Feb and it ends in march, but even now they come for registration. We are already adjusting, we will work it out.

HOD History: After scrutiny we are asked to carry out all the mistakes, can we have some clerical assistance while we do this.

Principal: Some departments submit the question paper very late, in spite of three reminders.

Prof.Bhagwan Das: MCC has not even started yet, not all colleges do it very early. I do not remember taking a decision about the age of the invigilation, we had a healthy tradition to relax the tradition for professors of 56 years of age.

Principal: Some junior staff are over burdenedwith invigilation.

Coordinator Social Work: The remuneration should be relooked into. The arrearquestionpaper, please give a cover letter as well.

Principal: Kindly submit the necessary details to your staff on time, circulate the information to all the staff in your department.

Deadlines to be maintained:

Dr.Joe G.M. Jesudurai: Read out the deadlines list.

Prof.Bhagwan Das: The UG book for our department is not given to us yet. Our experts are asking for the book, if that process is sped up it would be helpful.

Dean of Arts: On Monday all the UG department syllabus will be up on the website. The hardcopy will take a few more days. The students can also be informed of the same.

Dr.Navis: Can the Syllabus be uploaded from anywhere.

Dean of Science: It can be done anywhere, if the staff is not yet appointed.

Dr.M.A.Basker: We have not gone through the final correction.

Dean of Arts: Since it is Mathematics, the calculations were an issue. It can be sorted Monday morning.

Principal: I request you all to follow the deadline. I request the Dean of Academics to send a soft copy to everyone.

Sharing by Vice Principal Shift-1.

This is regarding attendance, for shift-1, students who have less than 50% is 252, 55 – 55 214, 900 65 and less than 80. 2279 above 0. Below 50 7%. 93% of students are eligible to write in shift 1. 93% Of students from shift-2 are eligible to write their exams.

Related to scribes, the Dean of Research office used to arrange for this, I will address the scholars, I also appeal to all the HODs to inform the guides to involve the scribes.

Any other matter:

IQAC: NIRF 2018, NIRF has become a regular phenomenon, it is disappointing to see the college is ranked a bit low that what it actually deserves. 1087 colleges participated in the ranking, there were some changes made in the weightage of the parameters. The chairman made a point that weights of certain parameters were changed particular in research particularly for colleges, they have added weightage in outreach and inclusivity, this change brought us down, that is the only reason.

Regional diversity last year 2.23 this year 3.04, there is an increase, women diversity, last year 16.7 this year 17.71. The overall percentage of the parameter has also been changed, the other blow was in the economically challenged last year full marks 25 /25, this year they reduced the weightage, in the top 25 none of the colleges got full score, the highest score this year for this parameter is 8.56.

Coming to research last year we got 100/100, this year we got 80% plus. The reason is the number of research publication and citations, last year Web of Science 305, this year 373, we have improved, in a correct sense if the same parameters were applied we would have got 100/100 this year also, these small modifications really brought us down. If the same parameters were applied we would have got more than 71 points. One important point we need to focus on is the Graduation outcome, the college is ranked 302 in India. We got only 48.47, that area we really need to work on.

Principal: Thank you for sharing the parameters, we need to bring up our pass percentage, we of not have placement data, that is another drawback we face. Otherwise we have good improvement.

Fr. Secretary: The interview schedule of the new staff, before that I would like to speak about the NIRF 2018. Our goal is to move forward, there are many reasons why it happens the way it happens, probably next year we have to do something to overcome this limitation. We need to be proactive as well and communicate to them politely.

I take this opportunity to mention that we need to inculcate this culture of getting ourselves properly assessed, the pass percentage remains a major concern for us. We need to start doing something about this. We need to set a target and work towards that in the coming year.

Regarding the interview for various posts will begin on 28<sup>th</sup> April, 2018, they want to give more time for the interview this time. 28<sup>th</sup> to 5<sup>th</sup> might be the tentative dates. The HODs will have to be available for this exercise.

HOD History: Slow learners one candidate in MA, they could not reach the pass percentage, can anything be done in their favor?

Dean of Science: This would be the last time we would be together, I thank the management for tolerating me for these 33 years, it has been a pleasure working, issues we would have differed, what I enjoyed most is, after the issue we are always able maintain the friendship, thank you very much.

Secretary: I am sure you agree with me that Prof. Joe was always helpful, I mentioned it in many meetings, I use to enjoy his interventions, the clarity in which he can present, when Prof. Joe intervenes he gives a lot of clarity, the management is very grateful for his generosity. I have a great admiration for you. I also take this opportunity to thank Prof. Pencier, he has been the right hand of the management, he carried out a lot of tasks. He is a very pleasant person, I want to thank him for his wonderful service.

Principal: I would like to thank all the retiring officials. It was a pleasant experience for me to work with you all. I thank you for your support.

Prof. Pencier: I would like to thank all the Officials HODs for tolerating me, it has been a pleasant experience.

Principal: 11<sup>th</sup> is our last working day, kindly follow the deadlines mentioned by the Dean of Sciences. Kindly circulate the information with the faculty members. Please be present during the admission time. I request you to strengthen the data of your department, particularly about the outgoing students. I once thank all of you for your contributions.









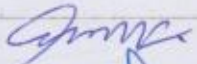






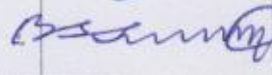
Meeting ended at 12:40

07.04.2018

CONFERENCE HALL

Time : 11.30 A.M.

## OFFICIALS

S.No	NAME	DEPARTMENT	SIGN
01	Rev. Dr. S. Lazar, S.J.	Secretary & Correspondent	
02	Rev. Dr. M. Arockiasamy Xavier, S.J.	Principal	
03	Dr. Fatima Vasanth	Deputy Principal	
04	Prof. S. Pencier	V.P.- Administration (Shift-I)	
05	Rev. Dr. Samuel Jeyaseelan, S.J.	V.P. & Director – Hostel	
06	Rev. Dr. Thomas Amirtham, S.J.	V.P – Fin., Campus Treasurer	
07	Rev. Dr. M.S. Joseph Antony Jacob, S.J.	V.P – Academics & Services	
08	Rev. Fr. A. Louis Arockiaraj, S.J.	Controller of Examinations	
09	Dr. D. Robert Selvam	V.P. – Administration(Shift-II)	
10	Prof. M. Chandrasekar	V.P. – Academics (Shift – II)	
11	Prof. M.R. Arul Raj	Asst. Controller of Examinations	
12	Rev. Fr. A.M. Jayapathy Francis, S.J.	Dean of Human Excellence	
13	Dr. S. Vincent	Dean of Research	
14	Dr. Joe Jesudurai	Dean of Science	
15	Prof. Alex Parimalam	Dean of Students	
16	Prof. D. Edward Sudhakar	Dean of Arts	
17	Prof. P. Mary Jessi Rani	Dean Women Students	
18	Dr. S. Prasanna Kumar	Dean of Students (Shift-II)	
19	Dr. Carol	Dean of Women Students (Shift-II)	
20	Dr. Xavier Mahimairaj	IQAC Coordinator	
21	Dr. K.S. Antonyamy	WEPRO Director	



07.04.2018

CONFERENCE HALL

Time : 11.30 A.M.

## HEADS OF THE DEPARTMENTS

S.No	NAME	DEPARTMENT	SIGN
01.	Dr. J.M.V. Kalaiarasi	Adv.Zoo.& Biotech	
02.	Dr. M. George Johnson	Chemistry	
03.	Dr. T. Joseph	Commerce	
04.	Dr. D.L. Joseph Chandra	English Lit.	
05.	Prof. B. Bhagwan Das	Economics	
06.	Dr. Navis Abarna Roy	Foreign Langs.	
07.	Dr. L. Selvanathan	History	
08.	Dr. M.A. Basker	Mathematics	
09.	Dr. Logeswar . G.	Oriental Langs.	
10.	Dr. P. Sagayaraj	Physics	
11.	Rev. Dr. Louie Albert, S.J.	Outreach	
12.	Rev. Dr. E.P. Mathew, S.J	Philosophy	
13.	Dr. R. Ravindhran	Pl.Bio. & Biotech	
14.	Prof. C. Robert Bellarmine	Sociology	
15.	Dr. Gladston Xavier	Social Work	
16.	Dr. T. Thobias	Statistics	
17.	Dr. A. Daniel	Tamil Literature	
18.	Prof. Suresh Paul	Viscom	
19.	Ms. M. Malini	Kaushal Kendra	
20.	Mr. S. Vijayakumar	Physical Education	
21.	Mr. Daniel Augustus	LIAC	




07.04.2018





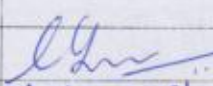

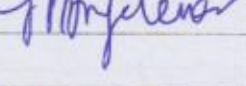




CONFERENCE HALL

Time : 11.30 A.M.

## SHIFT – II – HEAD OF THE DEPARTMENT

01.	Dr. M.Nester Jeyakumar	M.C.A. & Comp. Science	
-----	------------------------	------------------------	---

## SHIFT – II – COORDINATORS

S.No	NAME	DEPARTMENT	SIGN
01.	Dr. S. Sheela	Biotechnology	
02.	Prof. K.T. Manivannan	Commerce	
03.	Dr. Sushama Rajan	Corporate & BBA	
04.	Dr. S. Bharathidasan	Computer Science	
05.	Prof. M. Viswarohini	Food Chemistry	
06.	Dr. T.P.Subramanian	Economics	T. P. Subramanian
07.	Prof. Xavier Dhanam	English	AXD
08.	Prof. Isaac Francis	French Literature	
09.	Prof. Yesubakthan	Applied History	
10.	Dr. J. Janet Sheeba	Mathematics	J. Janet Sheeba
11.	Dr. Sherafin Jancy Vincy	Medical Lab Technology	
12.	Dr. J.P. Angelena	Physics	
13.	Rev. Dr. Wellington Fernando, S.J.	School of Human Excellence	
14.	Prof. Simon Joseph	Social Work	
15.	Prof. P. Yasodhai Yamini	Sociology	
16.	Prof. Gnana Yuvaraj, G.	Tamil	
17.	Prof. D.G. Eugene	Visual Comm.	
18.	Prof. L. Maria Alphonse Ligori	Statistics	

19. Vishwa Rohini