



# LOYOLA COLLEGE

(AUTONOMOUS)

NUNGAMBAKKAM, CHENNAI - 600 034.

TAMILNADU, INDIA

Tel : +91-44-28178200

Fax : +91-44-28175566

Email : [welcome@loyolacollege.edu](mailto:welcome@loyolacollege.edu)

Web : [www.loyolacollege.edu](http://www.loyolacollege.edu)

## INTERNAL QUALITY ASSURANCE CELL (IQAC)

### A Report on the Feedback from Various Stakeholders, 2015 – 2016

Loyola College emphasizes on providing quality in the realm of academic and administrative services. Every year, IQAC initiates the conduct of feedback from various stakeholders like the students, alumni, parents, employers and teachers.

The feedback questionnaire chiefly focuses on soliciting the stakeholders' views on academic and administrative aspects like the relevance of the curriculum and syllabus, teaching methodologies and assessment strategies, various resources and facilities for teaching-learning and student accompaniment etc.

#### Some of the highlights of the feedback from the stakeholders:

- Students: 92% of the students opined that the syllabus covered the recent trends and developments.
- Alumni: 100% of the respondents found the courses useful for life as they marked it between 'good' to 'excellent' on the scale.
- Recruiters: 94% of the students appearing for the campus interview/placement were able to communicate their ideas in a clear manner.
- Teachers: Around 90% of the staff expressed that the academic freedom and opportunity that are available for curriculum development, administration and evaluation in the college was good to excellent.

Every year, the feedback sessions are conducted for the various stakeholders throughout the academic year on different occasions. For the academic year, 2015-16, the alumni shared their feedback when they had visited the departments on reunion occasions. The graduating students completed their online surveys through the student portal at the time of exit whereas



# LOYOLA COLLEGE

(AUTONOMOUS)

NUNGAMBAKKAM, CHENNAI - 600 034.

TAMILNADU, INDIA

Tel : +91-44-28178200


Fax : +91-44-28175566

Email : [welcome@loyolacollege.edu](mailto:welcome@loyolacollege.edu)

Web : [www.loyolacollege.edu](http://www.loyolacollege.edu)


the current students expressed their views and feedback at the Open Forum which conducted once a semester. During the Parent-Teacher Meet which was held during both the odd and the even semesters, the parents responded to the survey questionnaires. The teaching faculty completed presenting their feedback surveys both the semesters. Besides, the college also collected feedback from the employers of various organizations on the performance and aptitude of the students appearing for the placement when they had visited the campus for the placement process.

The consolidated feedback report of all the feedback collected from the different stakeholders were shared at the HODs/Coordinators/Officials Meeting which was held on 18.03.2015 and later the same was also shared with the departments for further appropriate actions. Besides, in the Open Forum, the student feedback was shared with the students as part of the Action Taken Report.

  
Dr A. Xavier Mahimairaj

IQAC Coordinator

Loyola College, Chennai – 34

  
Rev. Dr G. Joseph Antony Samy, S.J.

Principal

Loyola College, Chennai – 34



**INTERNAL QUALITY ASSURANCE CELL (IQAC)  
LOYOLA COLLEGE (AUTONOMOUS), CHENNAI - 34**

---

**A Report on the Alumni Feedback, 2015 – 2016**

Loyola College constantly attempts to uphold quality in the realm of academic and administrative services. As a professional exercise, the IQAC initiates the conduct of feedback from various stakeholders. On the day of the alumni meet and other similar re-union meetings, the departments used the opportunity to solicit the feedback from the recently passed out alumni on important aspects which include:

- a) The usefulness of the courses in terms of employability or higher studies
- b) Updating of syllabus and relevance of course contents
- c) Quality of teachers with regard to subject knowledge, preparation and communication style and
- d) Mentoring, sports and infrastructural facilities, etc.

1018 students participated in the survey consisting of 15 questions.



# 2015-2016 Alumni Feedback Questionnaire

Table 1: The courses taught are useful for life

Options	Responses	Percentage
Excellent	305	30
Very Good	407	40
Good	303	30
Satisfactory	3	1
Poor	0	0
<b>Total</b>	<b>1018</b>	<b>100</b>







# 2015-2016 Alumni Feedback Questionnaire

Table 2: The courses taught are useful for employment and entrepreneurship

Options	Responses	Percentage
Excellent	417	41
Very Good	364	36
Good	235	23
Satisfactory	2	0
Poor	0	0.4
<b>Total</b>	<b>1018</b>	<b>100</b>

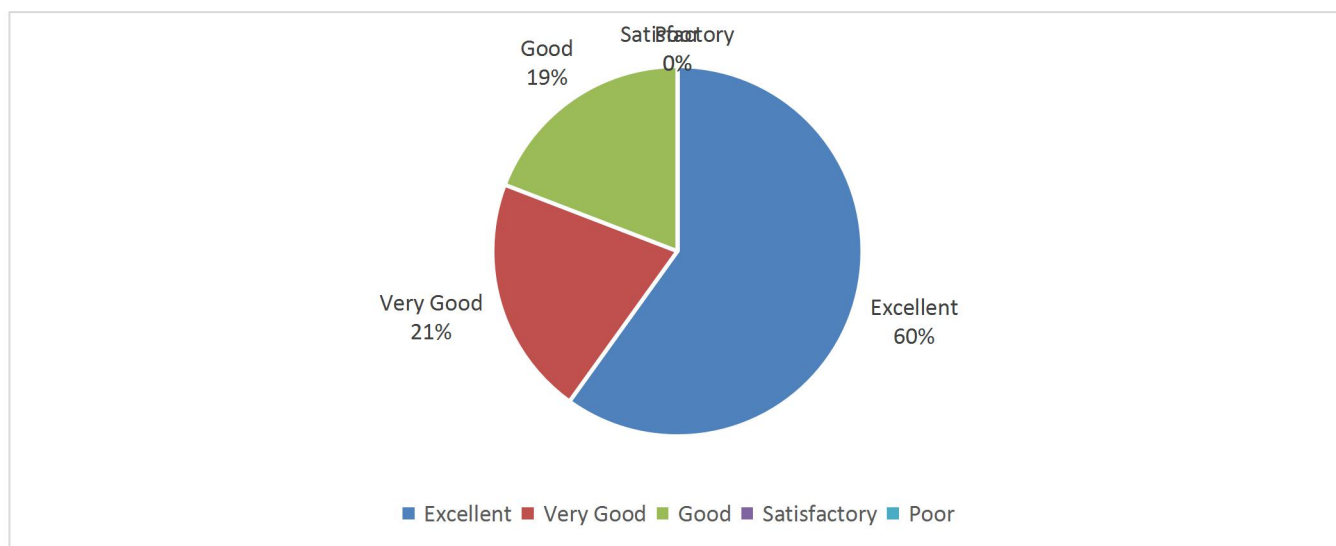




## 2015-2016 Alumni Feedback Questionnaire

Table 3: The courses taught are useful for higher studies and career planning

Options	Responses	Percentage
Excellent	610	43
Very Good	213	24
Good	195	28
Satisfactory	0	5
Poor	0	0
<b>Total</b>	<b>1018</b>	<b>100</b>

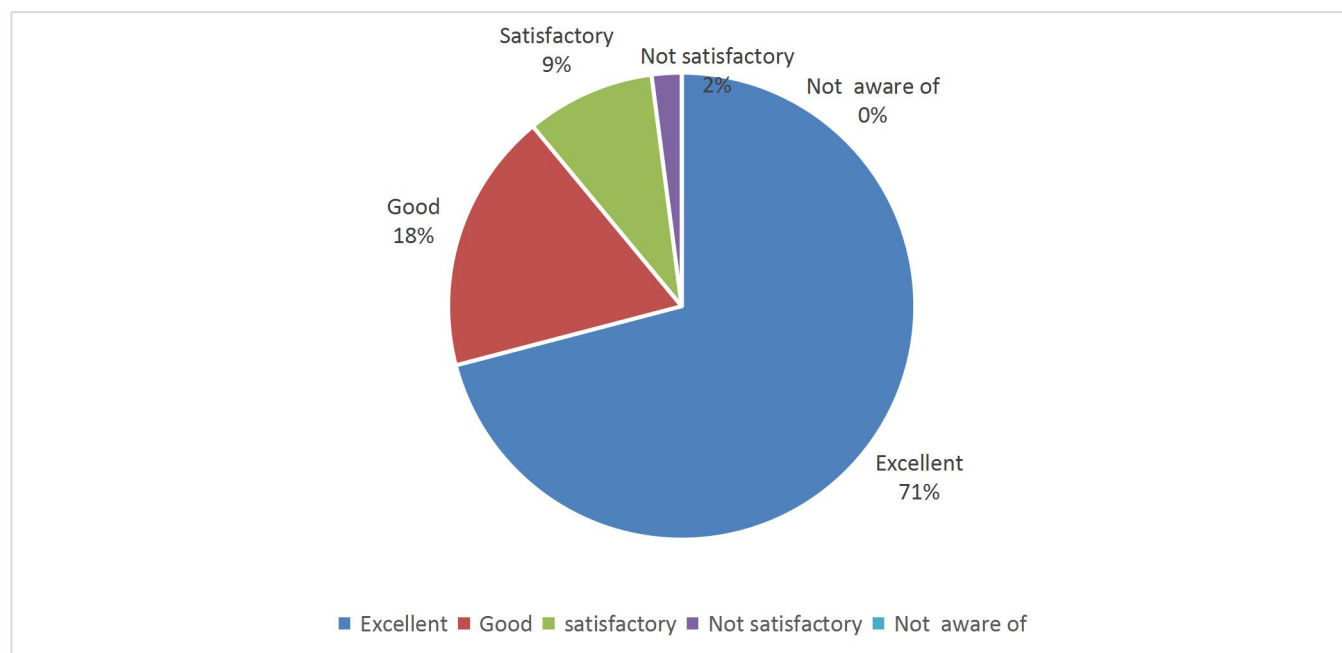




## 2015-2016 Alumni Feedback Questionnaire

Table 4: Syllabus updated regularly

Options	Responses	Percentage
Excellent	722	70
Good	184	18
Satisfactory	91	9
Not satisfactory	21	2
Not aware of	0	0
<b>Total</b>	<b>1018</b>	<b>100</b>





## 2015-2016 Alumni Feedback Questionnaire

Table 5: Courses in the programme are appropriate and relevant

Options	Responses	Percentage
Excellent	702	69
Good	223	22
satisfactory	81	8
Not satisfactory	12	1
Not aware of	0	0
<b>Total</b>	<b>1018</b>	<b>100</b>



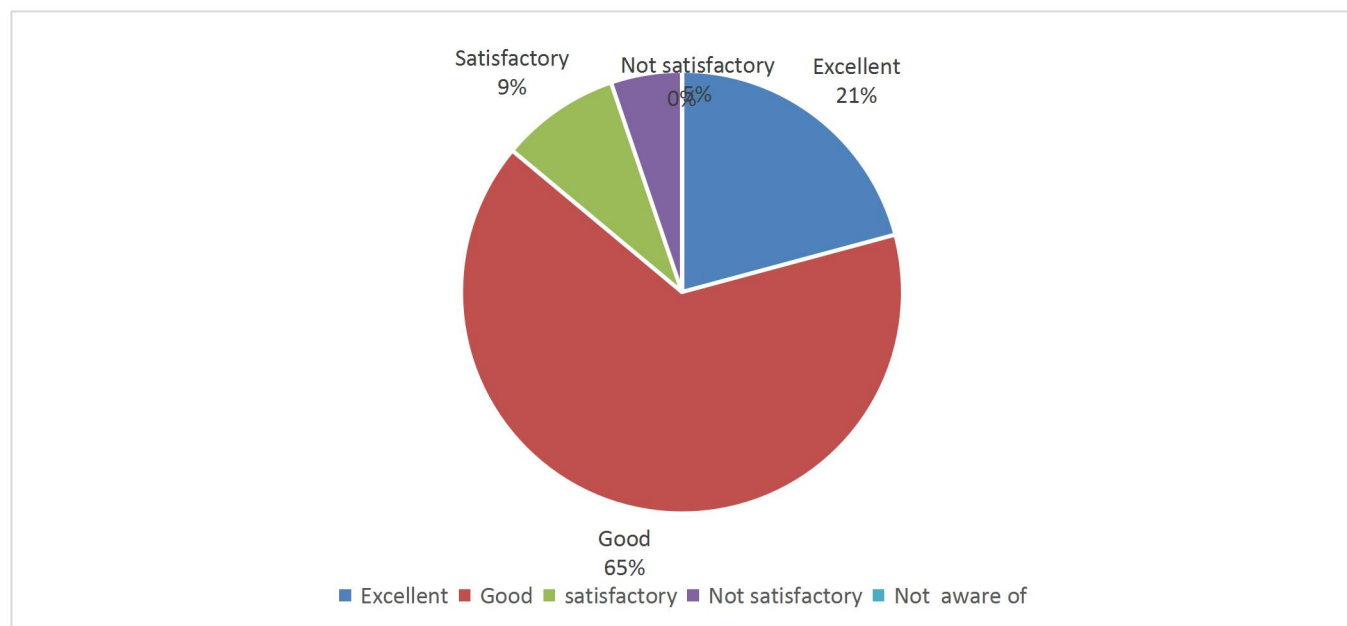




## 2015-2016 Alumni Feedback Questionnaire

Table 6: Teachers subject knowledge / expertise:

Options	Responses	Percentage
Excellent	212	21
Good	664	65
satisfactory	89	9
Not satisfactory	53	5
Not aware of	0	0
<b>Total</b>	<b>1018</b>	<b>100</b>

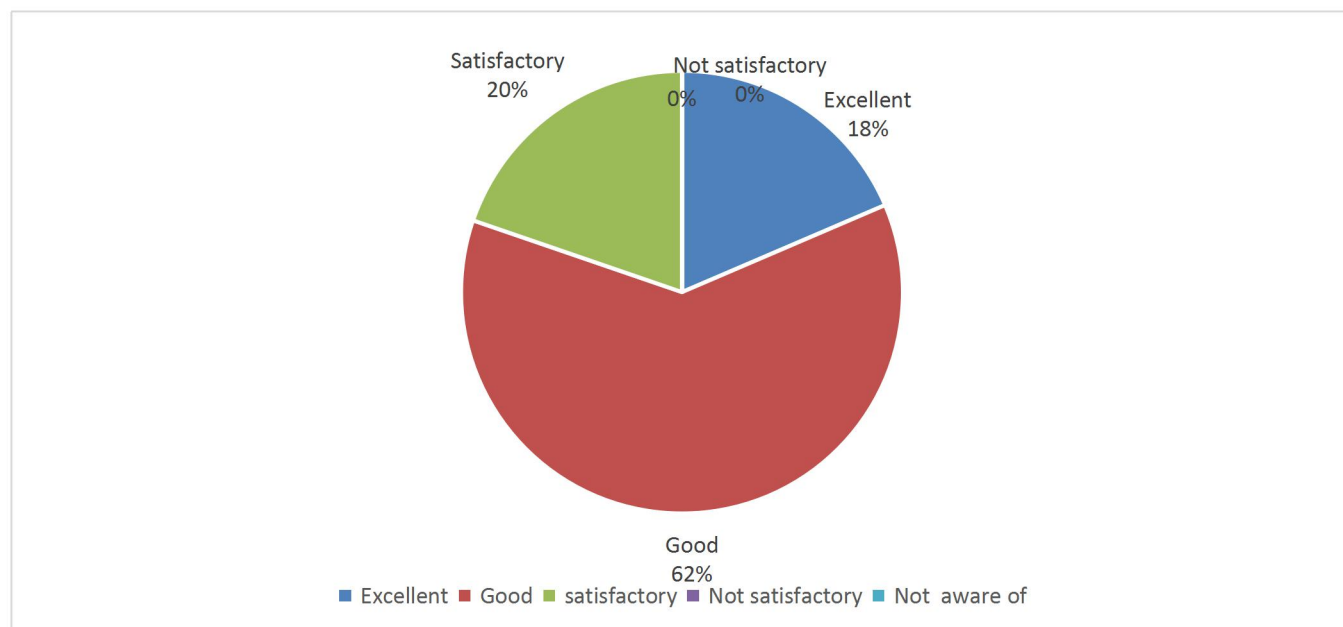




## 2015-2016 Alumni Feedback Questionnaire

Table 7: Teaching / Communication style:

Options	Responses	Percentage
Excellent	189	18
Good	628	62
satisfactory	201	20
Not satisfactory	0	0
Not aware of	0	0
<b>Total</b>	<b>1018</b>	<b>100</b>

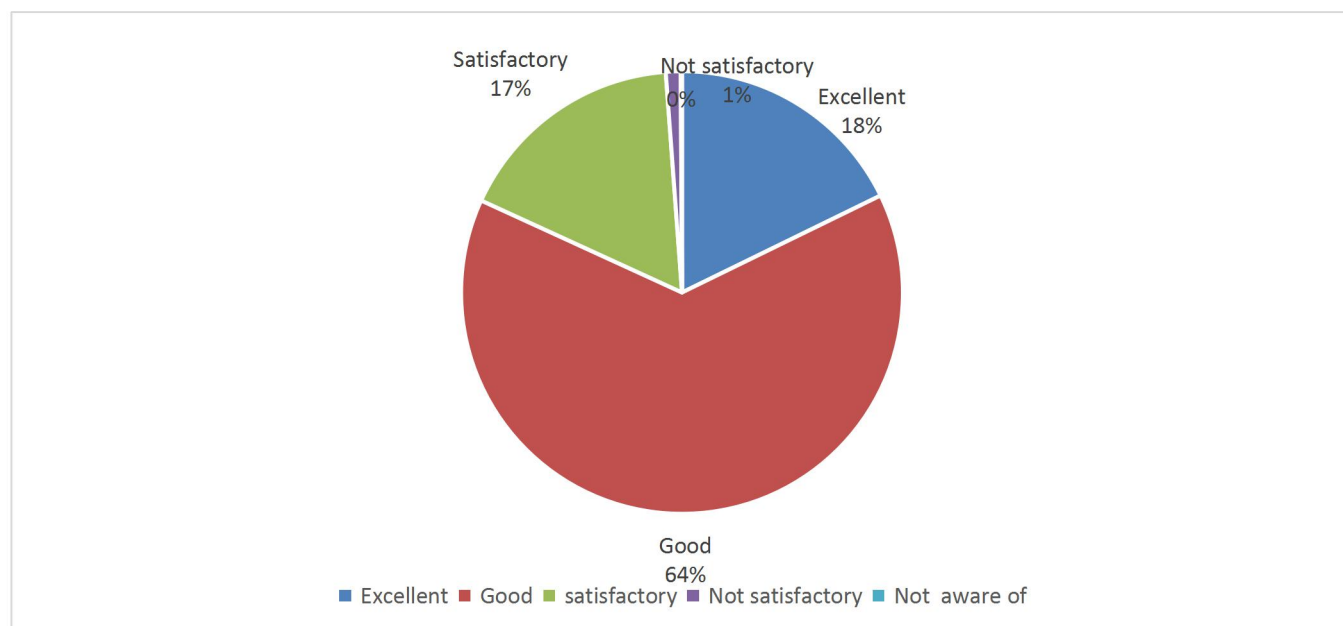




## 2015-2016 Alumni Feedback Questionnaire

Table 8 : Help for slow learners

Options	Responses	Percentage
Excellent	181	18
Good	652	64
satisfactory	173	17
Not satisfactory	11	1
Not aware of	1	0
<b>Total</b>	<b>1018</b>	<b>100</b>

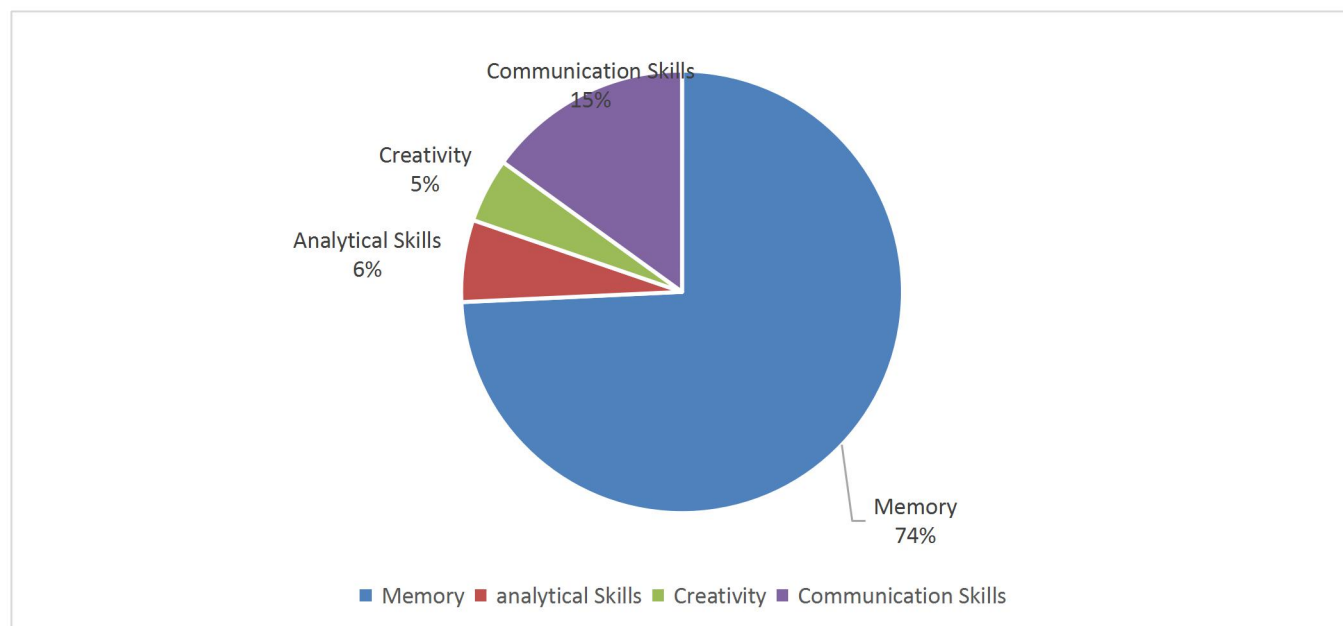




## 2015-2016 Alumni Feedback Questionnaire

Table 9: The evaluation primarily test:

Options	Responses	Percentage
Memory	756	74
analytical Skills	61	6
Creativity	48	5
Communication Skills	153	15
<b>Total</b>	<b>1018</b>	<b>100</b>



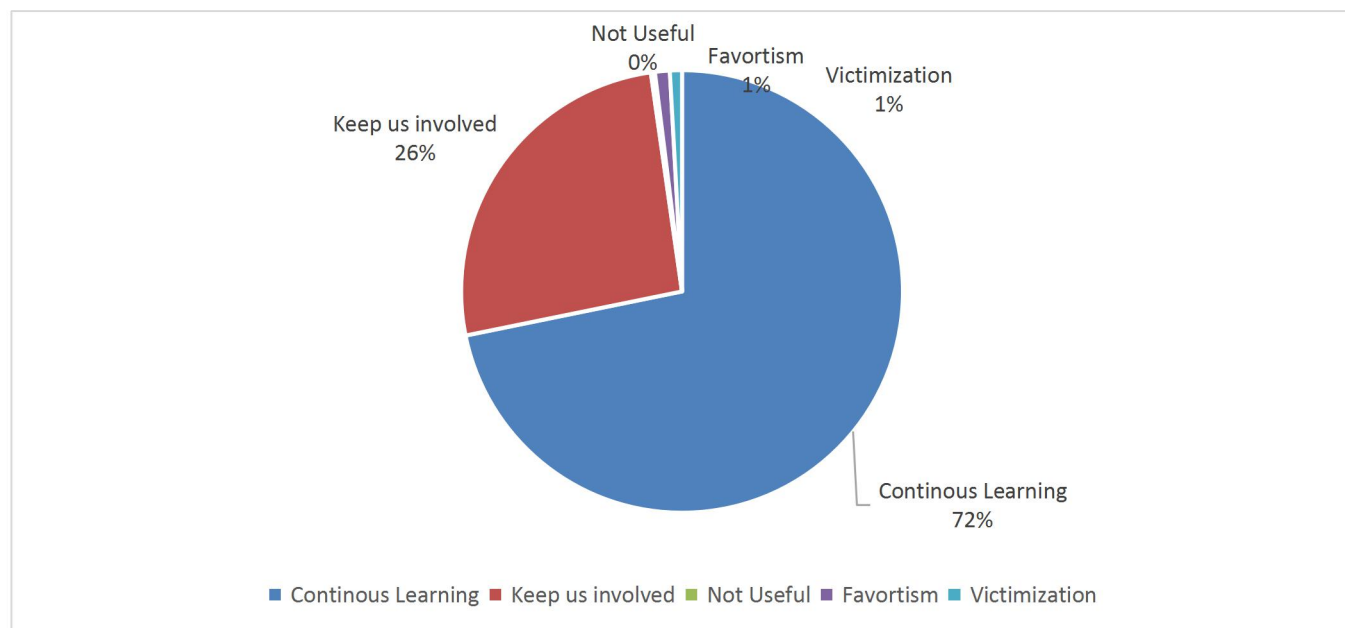




# 2015-2016 Alumni Feedback Questionnaire

Table 10: The evaluation is in general

Options	Responses	Percentage
Very Fair	217	22
Fair	694	68
Some what Fair	104	10
Unfair	3	0
Very Partial	0	0
<b>Total</b>	<b>1018</b>	<b>100</b>

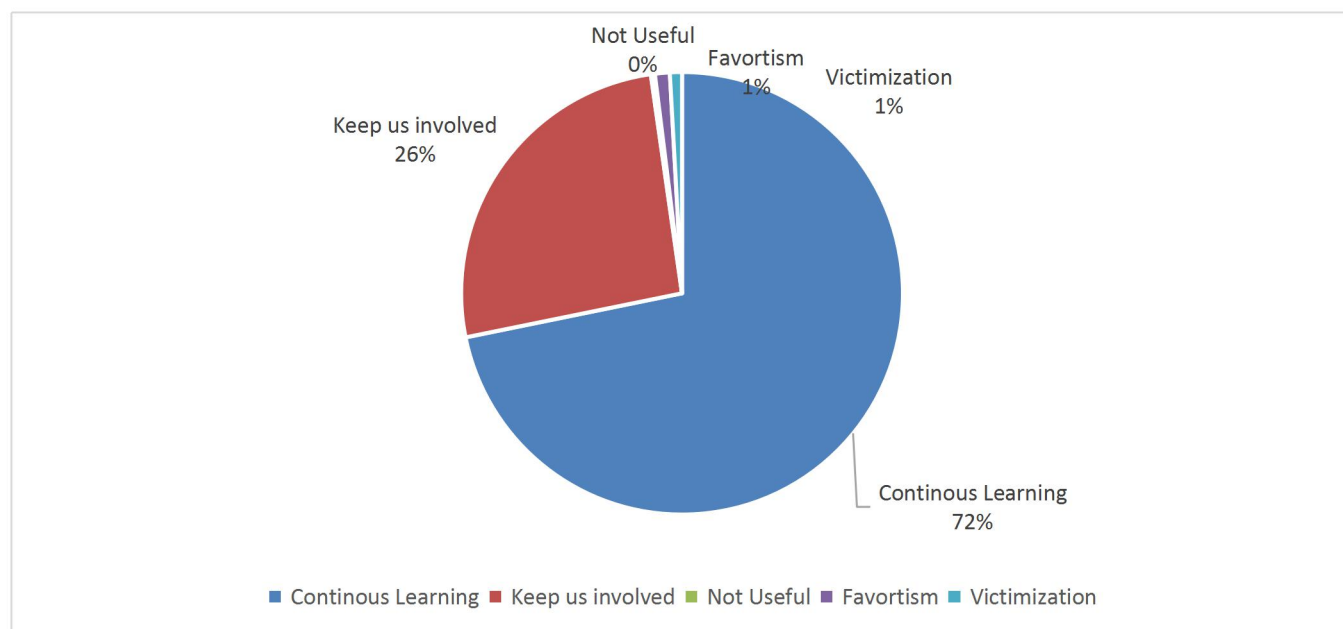




## 2015-2016 Alumni Feedback Questionnaire

Table 11: Continuous Internal Assessment is an instrument of

Options	Responses	Percentage
Continuous Learning	731	72
Keep us involved	264	26
Not Useful	3	0
Favouritism	11	3
Victimization	9	0
<b>Total</b>	<b>1018</b>	<b>100</b>

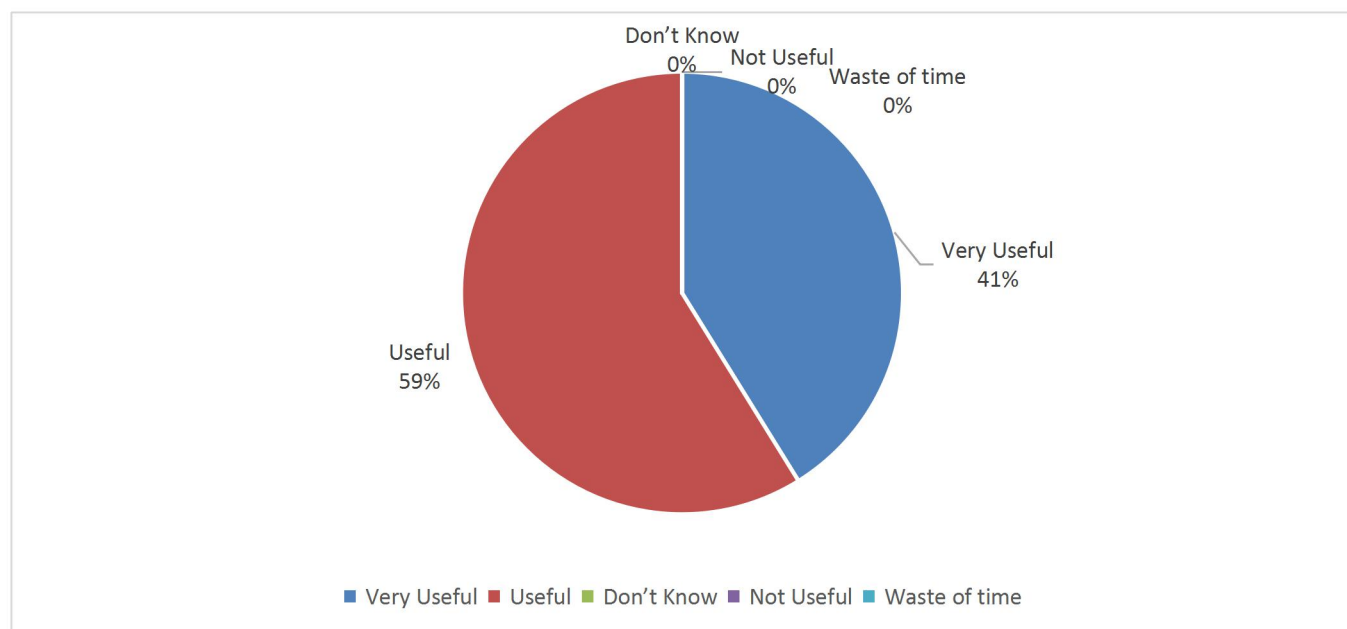




## 2015-2016 Alumni Feedback Questionnaire

Table 12: Mentoring System in the college

Options	Responses	Percentage
Very Useful	419	41
Useful	599	59
Don't Know	0	0
Not Useful	0	0
Waste of time	0	0
<b>Total</b>	<b>1018</b>	<b>100</b>

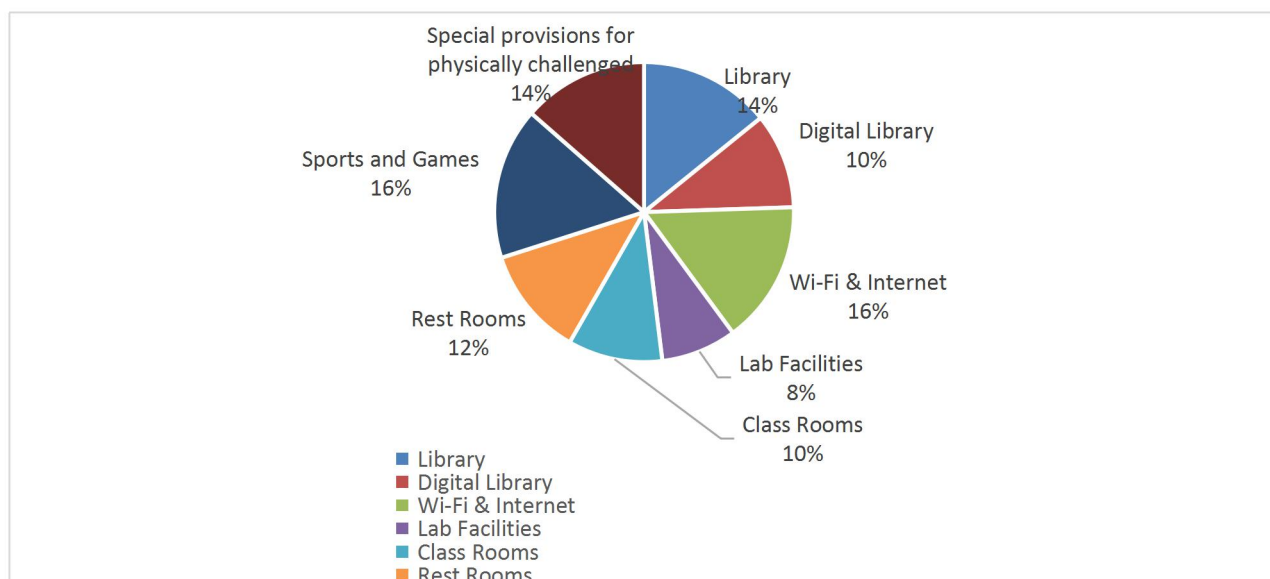




# 2015-2016 Alumni Feedback Questionnaire

Table 13: The college has facilities to help learning, teaching, evaluation and research

Options	Excellent	Good	Average	Poor	V.Poor	Total
Library	571	402	40	3	2	1018
Digital Library	414	502	92	8	2	1018
Wi-Fi & Internet	620	381	17	0	0	1018
Lab Facilities	328	612	62	11	5	1018
Class Rooms	411	492	112	2	1	1018
Rest Rooms	475	520	21	1	1	1018
Sports and Games	659	337	22	0	0	1018
Special provisions for physically challenged	545	371	102	0	0	1018
<b>Total</b>	<b>628</b>	<b>3617</b>	<b>468</b>	<b>25</b>	<b>11</b>	<b>8144</b>



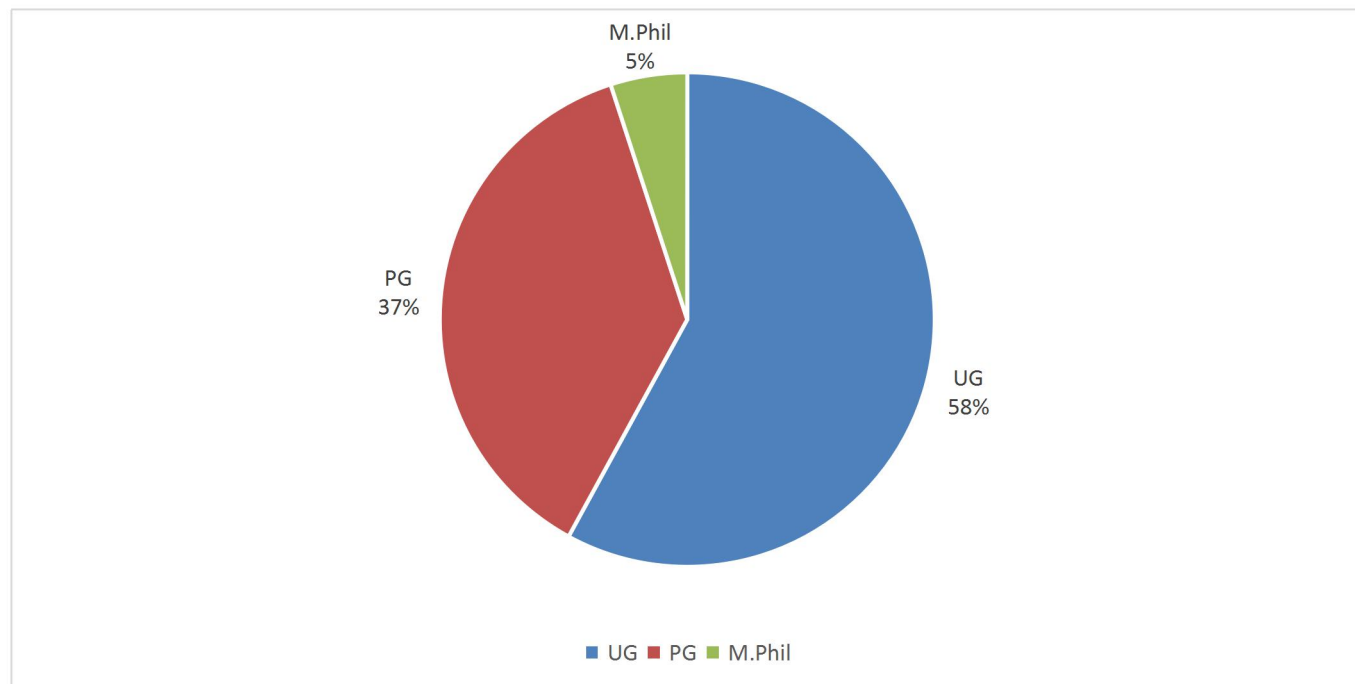




## 2015-2016 Alumni Feedback Questionnaire

Table 14: Distribution of Programme

Programme	Response	Percentage
UG	590	58
PG	377	37
M.Phil	51	5
<b>Total</b>	<b>1018</b>	<b>100</b>

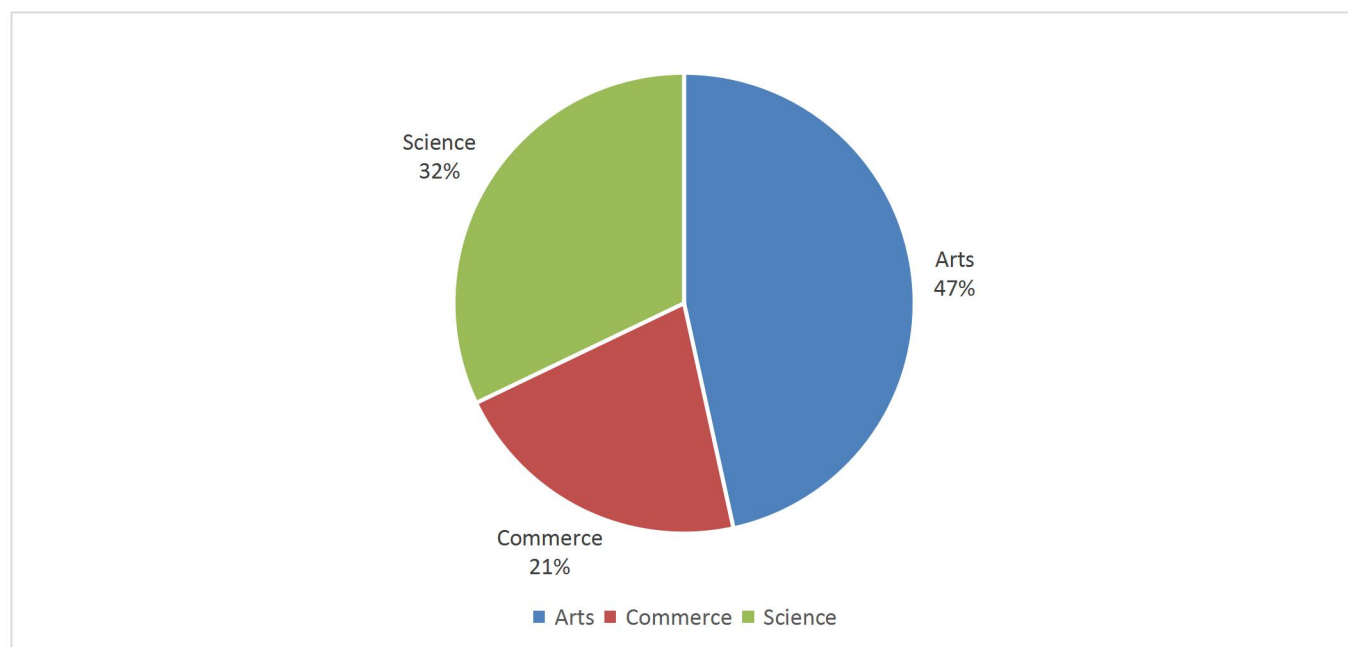




## 2015-2016 Alumni Feedback Questionnaire

Table 15: Distribution of Stream

Stream	Response	Percentage
Arts	474	47
Commerce	217	21
Science	327	32
<b>Total</b>	<b>1018</b>	<b>100</b>



## **RELEVANCE OF THE COURSES/EMPLOYABILITY SKILLS:**

The first question was on the usefulness of the courses for life provided at various departments in Loyola College, which, 100% of the respondents found it useful and marked it between 'good' to 'excellent' in the scale. 1016 out of 1018 students (99.8%) added to the view that the courses are useful for employment and entrepreneurship. With regards to the syllabus updation, 89% of the respondents found it very good and 9% expressed 'satisfactory' whereas 2% of them were not satisfied. 91% of the alumni who participated in the survey expressed that the course contents were appropriate and relevant, 8% vouched that they were satisfied and there was a zero per cent recording under the categories of 'not satisfactory'/'not aware of'.

## **QUALITY OF TEACHING FACULTY**


When asked about teachers' subject knowledge/expertise, 65% of the respondents have confidently agreed with 'excellent', 21% with 'very good' and 9% with 'good' in the scale of measurement and 5% expressed 'not satisfactory'. All the 1018 alumni respondents confidently shared that their view that the teachers have good communication style and teaching methodology and none of them recorded their views under the categories: 'not satisfactory' and 'not aware of'. Also, 98% of the alumni respondents feel that the Continuous Internal Assessment is an instrument of continuous learning and engaging.

## **MENTORING, SPORTS AND INFRASTRUCTURAL FACILITIES**


100% of the alumni respondents expressed that the mentoring facilities at the college were very useful as they graded it between 'very useful (51%)' and 'useful (49%)'. 91% of the respondents emphasized that the other facilities to help learning, teaching, evaluation and research at college were useful.

## CONCLUSION

The consolidated feedback report is shared at the HODs/Coordinators/Officials Meeting and also with the departments for further appropriate actions. Also, in the Open Forum, the feedback is shared with the students as part of the Action Taken Report.



Dr A. Xavier Mahimairaj  
IQAC Coordinator  
Loyola College, Chennai – 34



Rev. Dr G. Joseph Antony Samy, S.J.  
Principal  
Loyola College, Chennai – 34





**INTERNAL QUALITY ASSURANCE CELL (IQAC)  
LOYOLA COLLEGE (AUTONOMOUS), CHENNAI - 34**

---

**A Report on the Feedback of Loyola Training & Placement Centre, 2015 -16**

“I want to make sure every child has the opportunity for quality education.” - Brad Schneider

Loyola College upholds quality educational services and it continues to perform quality control by initiating the conduct of feedback from various stakeholders through IQAC. As part of this professional exercise, whenever the recruiters visit the college for campus interview/providing training sessions or the Job Fair, IQAC collects feedback at random from them and they express their views objectively on the employability skills of the students appearing for the Placement/Campus Interview. The Placement cell also provides training on communication skills and conducts mock interviews and group discussion as part of preparing the students for placement and insists on employability skills development. The questionnaire includes important specific aspects like communication skills, technical skills, subject knowledge, and behavioural skills.

No. of questions: 10

No. of Recruiters: 33

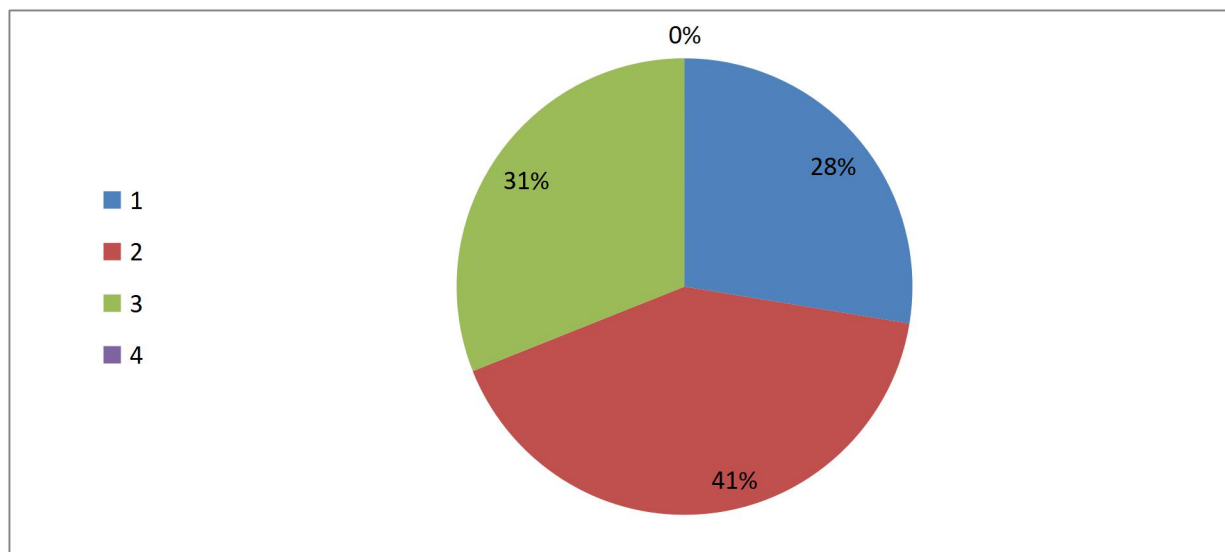


**2015-2016**

**LOYOLA  
PLACEMENT CELL**

**TABLE NO 1: PRESENTATION SKILLS**

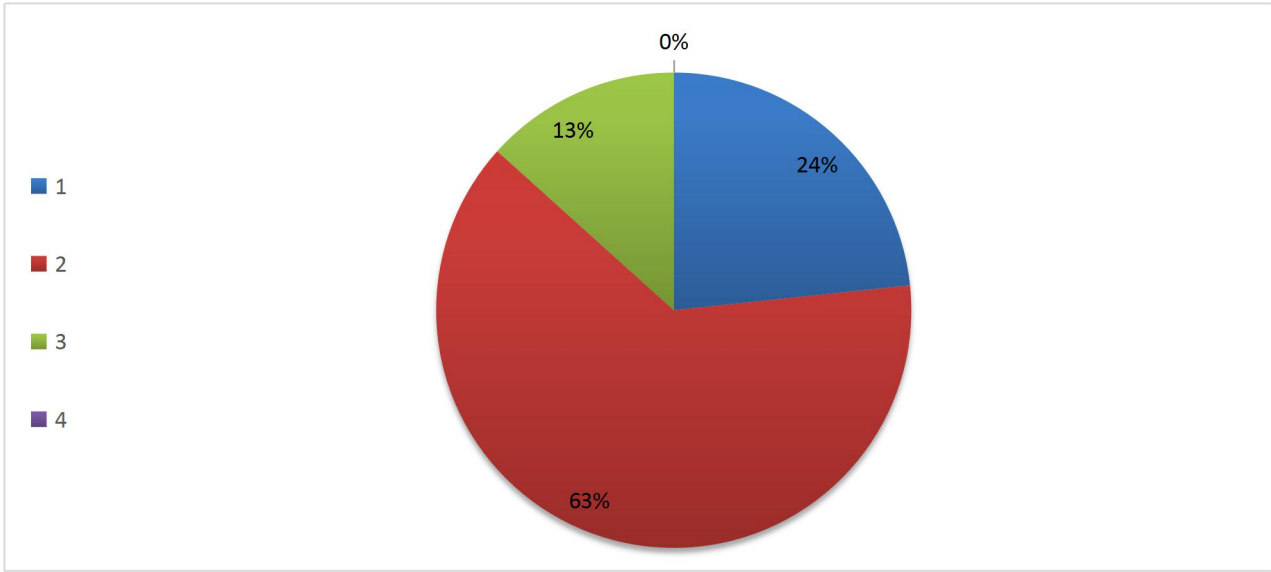
Options	No of responses	Percentage
Excellent	10	28
Good	14	41
Satisfactory	9	31
Below Expectations	0	0
<b>Total</b>	<b>33</b>	<b>100</b>



a) EXCELLENT	b) GOOD	c) SATISFACTORY	d) BELOW EXPECTATIONS
10	14	9	0



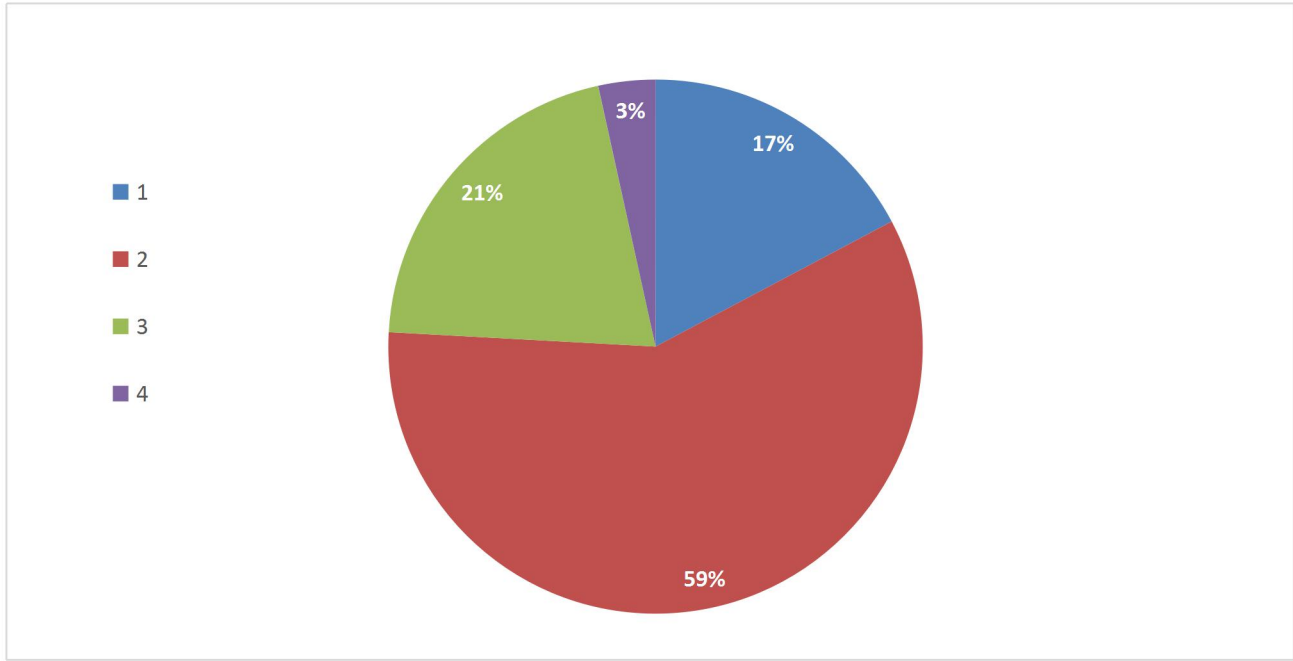
<b>TABLE NO 2: APTITUDE SKILLS</b>		
<b>Options</b>	<b>No of responses</b>	<b>Percentage</b>
Excellent	8	24
Good	18	63
Satisfactory	7	13
Below Expectations	0	0
<b>Total</b>	<b>33</b>	<b>100</b>



a) EXCELLENT	b) GOOD	c) SATISFACTORY	d) BELOW EXPECTATIONS
7	18	7	0



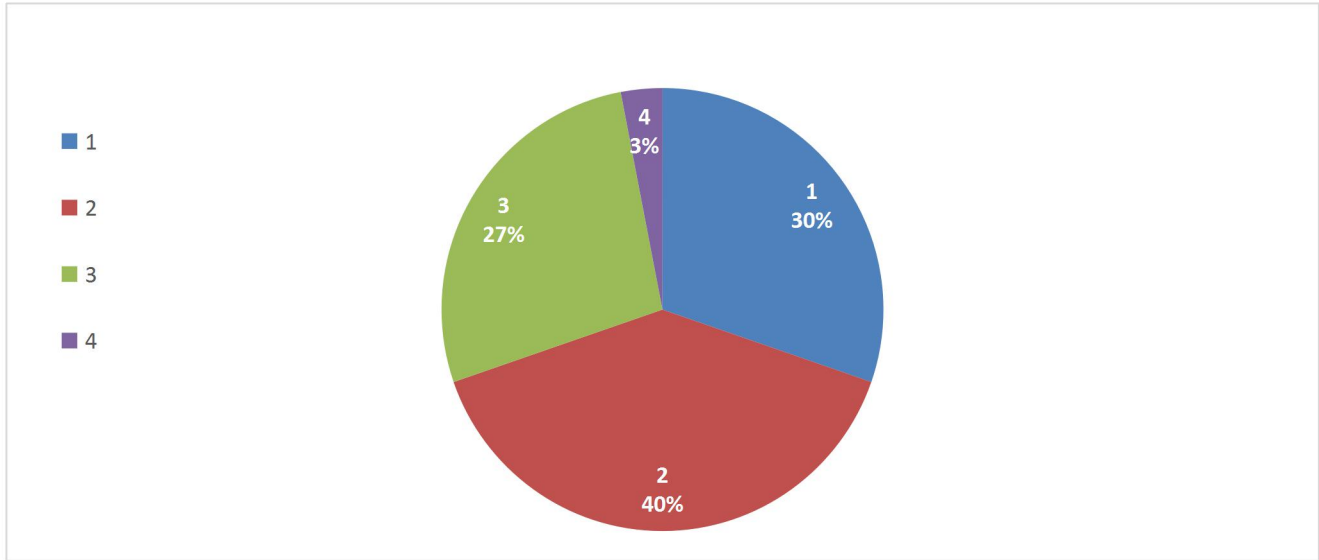
<b>TABLE NO 3: BEHAVIOURAL SKILL</b>		
<b>Options</b>	<b>No of responses</b>	<b>Percentage</b>
Excellent	10	17
Good	13	59
Satisfactory	8	21
Below Expectations	2	3
<b>Total</b>	<b>33</b>	<b>100</b>



a) EXCELLENT	b) GOOD	c) SATISFACTORY	d) BELOW EXPECTATIONS
10	13	8	2



<b>TABLE NO 4: ATTITUDE</b>		
<b>Options</b>	<b>No of responses</b>	<b>Percentage</b>
Excellent	10	30.
Good	13	40
Satisfactory	9	27
Below Expectations	1	3
<b>Total</b>	<b>33</b>	<b>100</b>



a) EXCELLENT	b) GOOD	c) SATISFACTORY	d) BELOW EXPECTATIONS
10	13	8	2

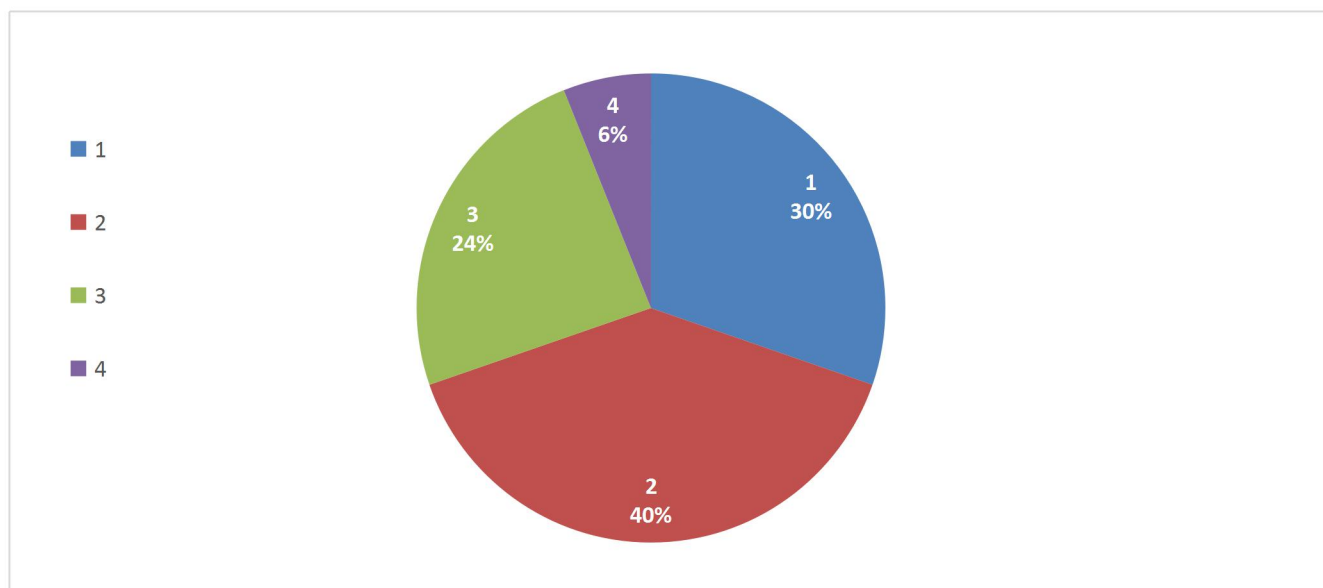


2015-2016

LOYOLA  
PLACEMENT CELL

TABLE NO 5: SUBJECT KNOWLEDGE

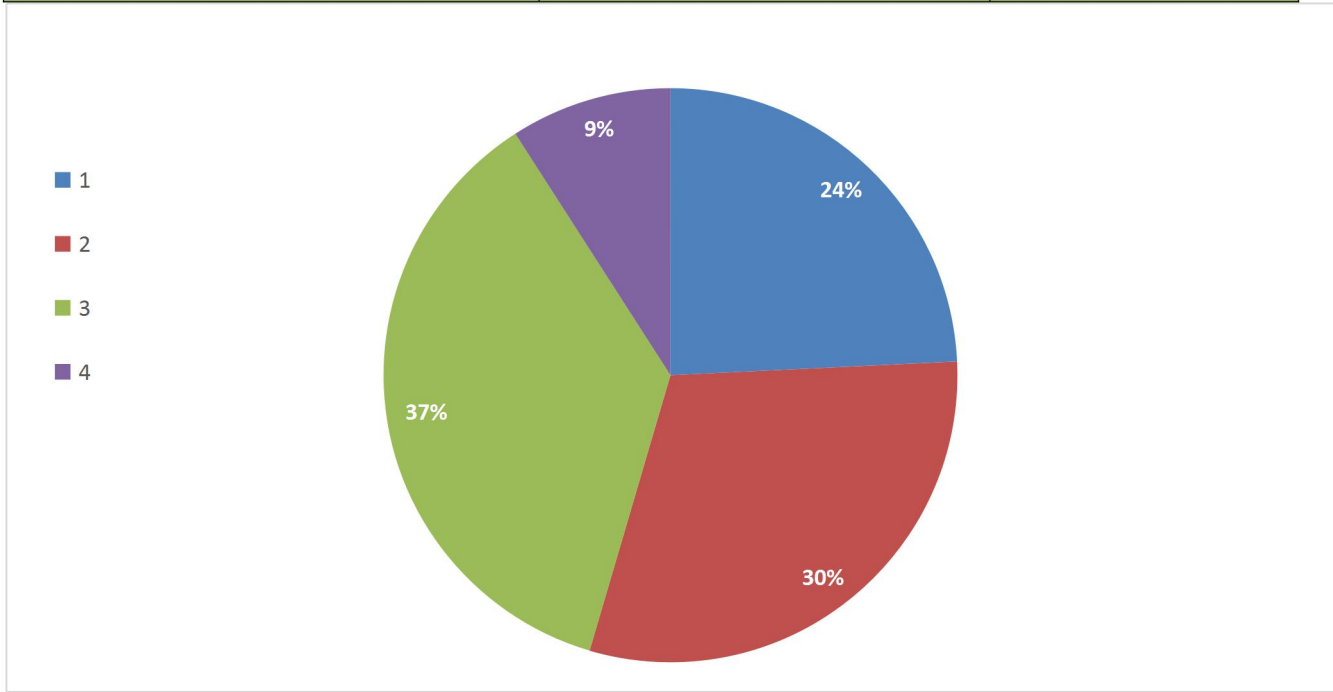
Options	No of responses	Percentage
Excellent	10	30
Good	13	40
Satisfactory	8	24
Below Expectations	2	6
<b>Total</b>	<b>33</b>	<b>100</b>



a) EXCELLENT	b) GOOD	c) SATISFACTORY	d) BELOW EXPECTATIONS
10	13	8	2



<b>TABLE NO 6: TECHNICAL SKILL</b>		
Options	No of responses	Percentage
Excellent	8	24
Good	10	30
Satisfactory	12	37
Below Expectations	3	9
<b>Total</b>	<b>33</b>	<b>100</b>



a) EXCELLENT	b) GOOD	c) SATISFACTORY	d) BELOW EXPECTATIONS
8	10	12	3

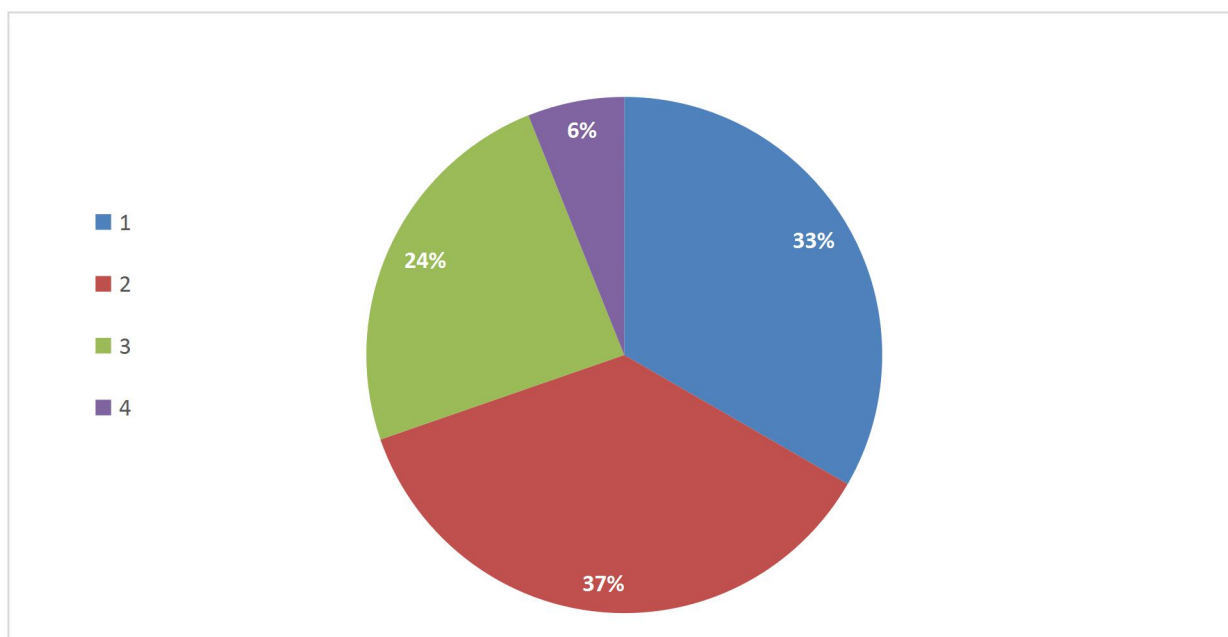


2015-2016

LOYOLA  
PLACEMENT CELL

TABLE NO 7: COMMUNICATION SKILLS

Options	No of responses	Percentage
Excellent	11	33
Good	12	37
Satisfactory	8	24
Below Expectations	2	6
<b>Total</b>	<b>33</b>	<b>100</b>

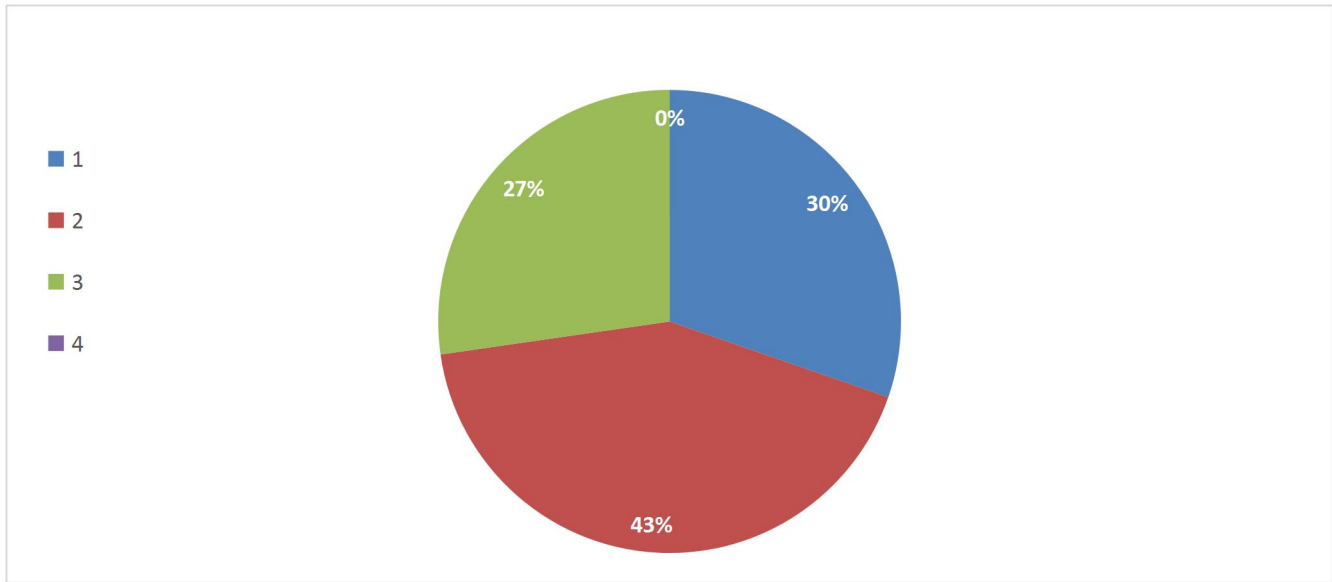


a) EXCELLENT	b) GOOD	c) SATISFACTORY	d) BELOW EXPECTATIONS
11	12	8	2





<b>TABLE NO 8: GROUP DISCUSSION PERFORMANCE</b>		
<b>Options</b>	<b>No of responses</b>	<b>Percentage</b>
Excellent	10	30
Good	14	43
Satisfactory	9	27
Below Expectations	0	0
<b>Total</b>	<b>33</b>	<b>100</b>



<b>a) EXCELLENT</b>	<b>b) GOOD</b>	<b>c) SATISFACTORY</b>	<b>d) BELOW EXPECTATIONS</b>
<b>10</b>	<b>14</b>	<b>9</b>	<b>0</b>

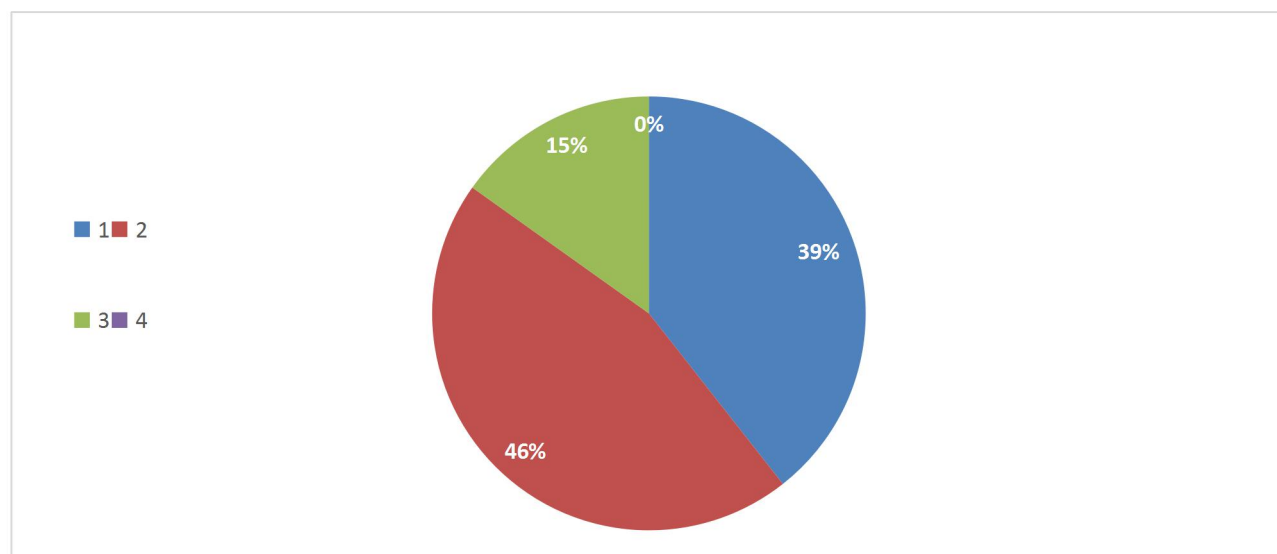


2015-2016

LOYOLA  
PLACEMENT CELL

TABLE NO 9: INTERVIEW PERFORMANCE

Options	No of responses	Percentage
Excellent	13	39
Good	15	46
Satisfactory	5	15
Below Expectations	0	0
<b>Total</b>	<b>33</b>	<b>100</b>



a) EXCELLENT

b) GOOD

c) SATISFACTORY

d) BELOW  
EXPECTATIONS

13

15

5

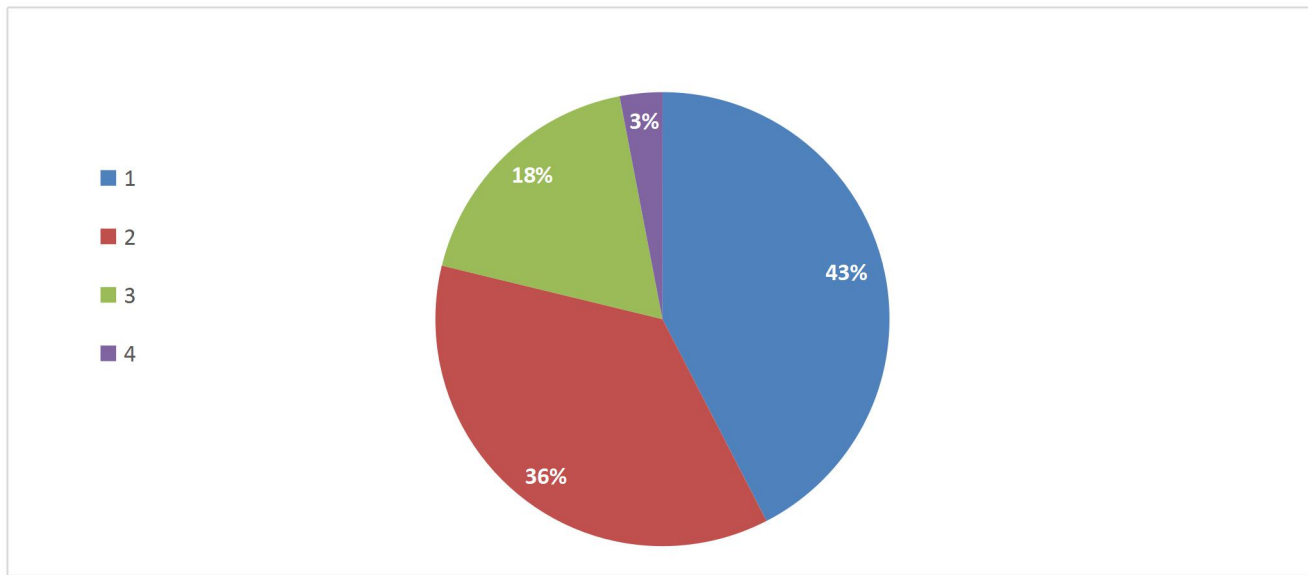
0



**2015-2016**

**LOYOLA  
PLACEMENT CELL**

<b>TABLE NO 10: VARIOUS FACILITIES AND PROVISIONS FOR CAMPUS PLACEMENT</b>		
<b>Options</b>	<b>No of responses</b>	<b>Percentage</b>
Excellent	14	42.42424242
Good	12	36.36363636
Satisfactory	6	18.18181818
Below Expectations	1	3.03030303
<b>Total</b>	<b>33</b>	<b>100</b>



<b>a) EXCELLENT</b>	<b>b) GOOD</b>	<b>c) SATISFACTORY</b>	<b>d) BELOW EXPECTATIONS</b>
14	12	6	1

### **Communication & Presentation Skills**

According to the survey conducted, 94% of the students appearing for the campus interview/placement were able to communicate their ideas in a clear manner. With regard to presentation skills, 69% of the students impressed the respondents while the remaining 31% of the students were found to satisfy the expectations of the respondents. There was no response recorded under the category, 'Below Expectation'.

### **Aptitude & Attitude**

87% of the students had the perfect aptitude according to the responses in the survey with the rest found to be satisfactory. Along with this, 97% of the students had the desired attitude whereas the remaining 3 % of the students had to improve their attitude.

### **Technical Skills & Subject Knowledge**

The responses recorded in the survey conveyed that 94% of the students had a sound knowledge of their subjects while the remaining 6% of the students were found to be wanting in the required knowledge. 91% of the students had the required technical expertise while the rest did not perform according to the required expectations of the respondents.

### **Interview & Group Discussion Performance and Behavioural Skills**


It is noted that 85% of the students performed exceedingly well in the arena of the interview and 77% of the students discussed very well in groups according to the recruiters while the rest satisfied their expectation. No one responded under the category, 'Below Expectation'. Regarding the behaviour skills, 97 % of the students had apt behaviour while the rest had to work upon it.


### **Facilities of the Placement Cell**

97% of the recruiters recorded that the facilities, opportunities and other provisions related to campus interview/placement at Loyola College were good and satisfactory. The remaining 3% of the recruiters felt that there could be major improvements put in place

### **Conclusion**

The consolidated feedback report is shared at the HODs/Coordinators/Officials Meeting and also with the departments for further appropriate actions and decision makings at various levels.

  
Dr A. Xavier Mahimairaj  
IQAC Coordinator  
Loyola College, Chennai – 34

  
Rev. Dr G. Joseph Antony Samy, S.J.  
Principal  
Loyola College, Chennai – 34



## **INTERNAL QUALITY ASSURANCE CELL (IQAC) LOYOLA COLLEGE (AUTONOMOUS), CHENNAI - 34**

---

### **A Report on the Feedback of Parents, Shift I, 2015-2016**

Loyola College regularly conducts a quality check from its various stakeholders through IQAC to sustain its quality and excellence. The feedback sessions with the parents help to augment quality services as well as make the right decisions wherever necessary. Every semester, a feedback session is conducted during the Parent-Teacher Meet. During the academic year, 2015-16, the Parent-Teacher Meet was conducted on 25<sup>th</sup> July 2015 and 23<sup>rd</sup> January 2015. Also, when parents visit the departments they had shared their views informally.

The questionnaire included important aspects of quality of curricular/co-curricular programs and the teaching faculty as well as their availability to meet the parents at the departments, affordability of tuition fees, infrastructural facilities and their overall impression of the college.

No. of questions: 12

No. of Parents Participated: 452

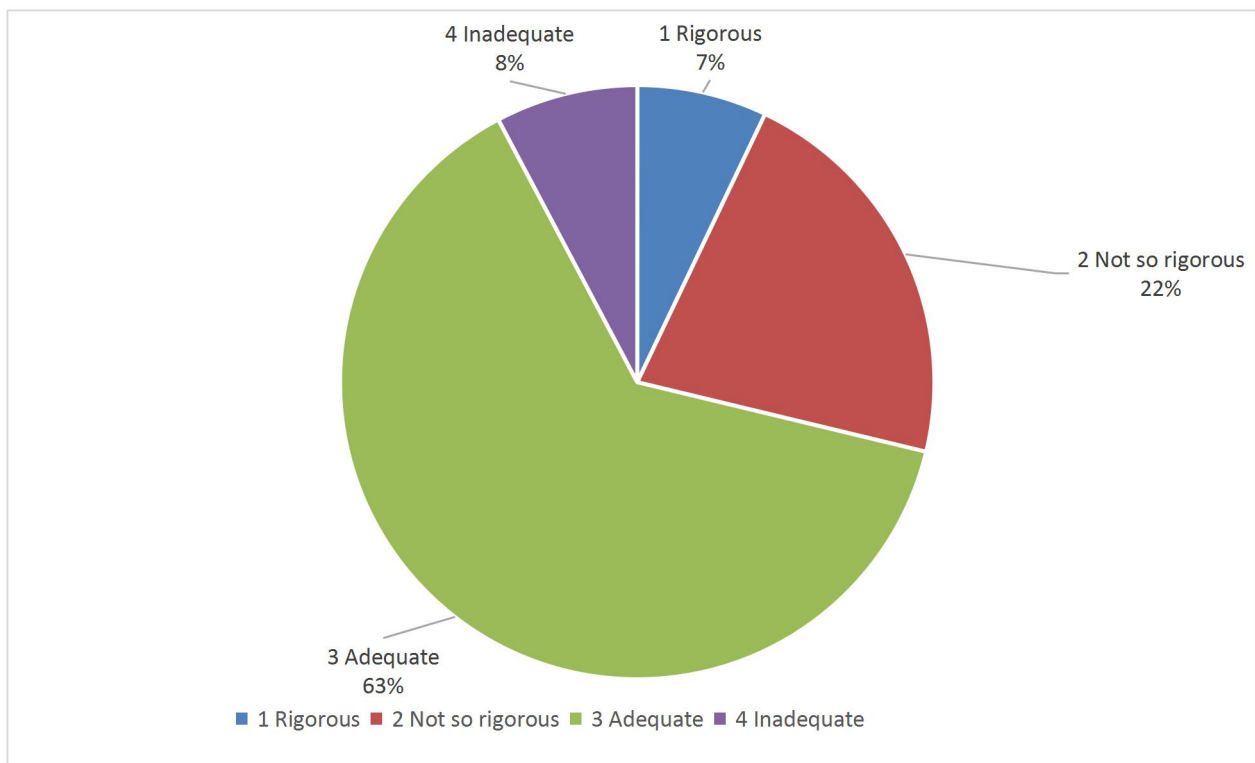


2015-2016

PARENTS TEACHERS MEET REPORT  
SHIFT - I

1. Academic Program in Loyola is

S.No	Source	No of entries
1	Rigorous	32
2	Not so rigorous	98
3	Adequate	287
4	Inadequate	35
<b>Total</b>		<b>452</b>



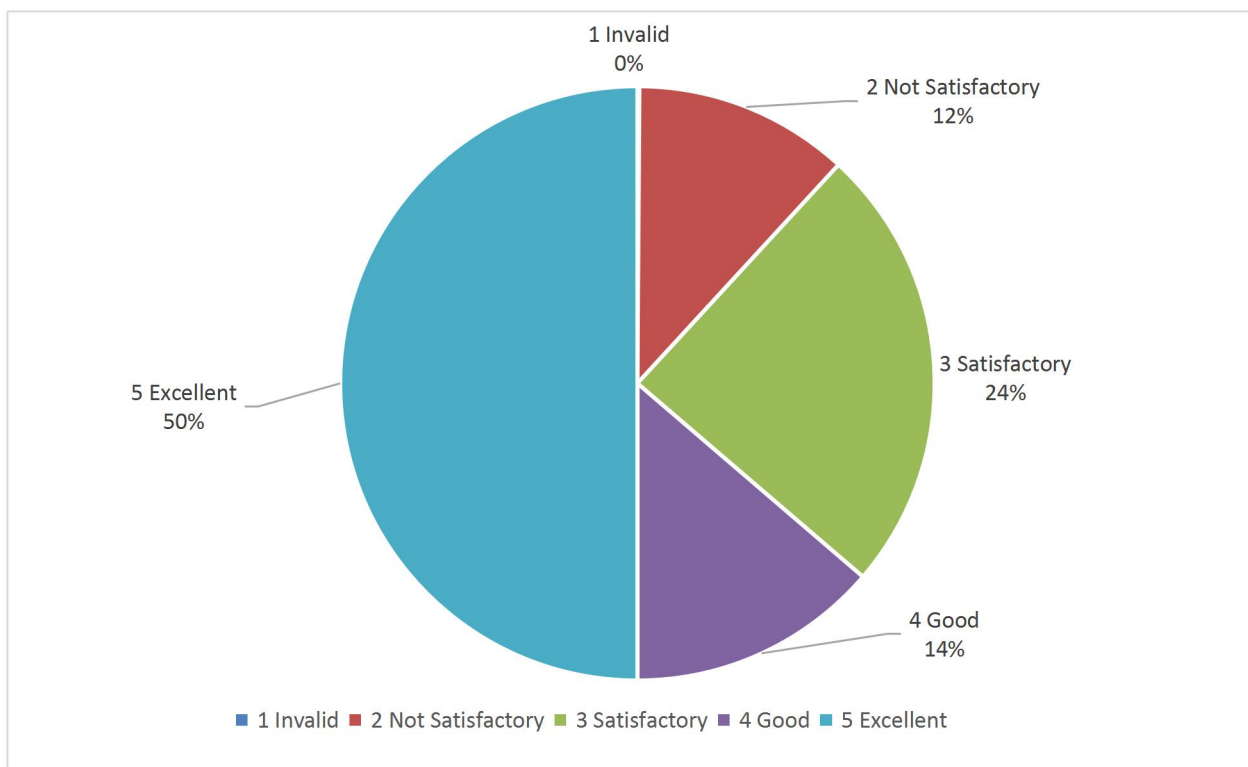


2015-2016

PARENTS TEACHERS MEET REPORT  
SHIFT - I

2. Quality of the teachers at Loyola is

S.No	Source	No of entries
1	Invalid	1
2	Not Satisfactory	106
3	Satisfactory	221
4	Good	124
5	Excellent	452
<b>Total</b>		<b>452</b>





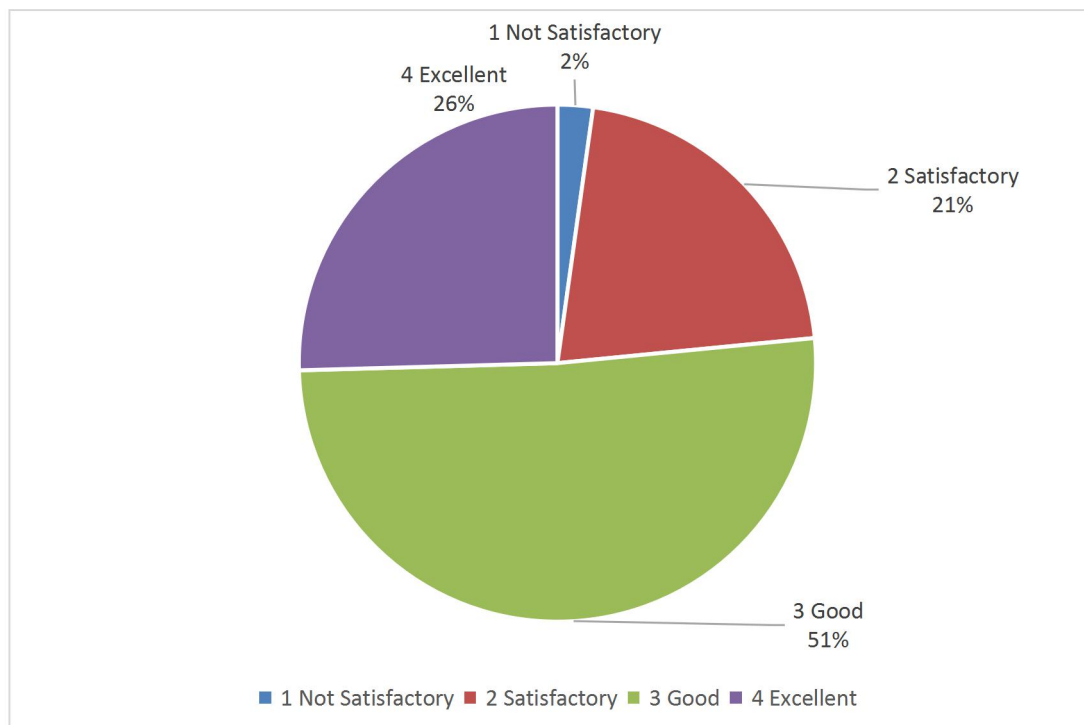


2015-2016

PARENTS TEACHERS MEET REPORT  
SHIFT - I

3. Accessibility of the teacher for parents in the department

S.No	Source	No of entries
1	Not Satisfactory	10
2	Satisfactory	96
3	Good	231
4	Excellent	115
<b>Total</b>		<b>452</b>



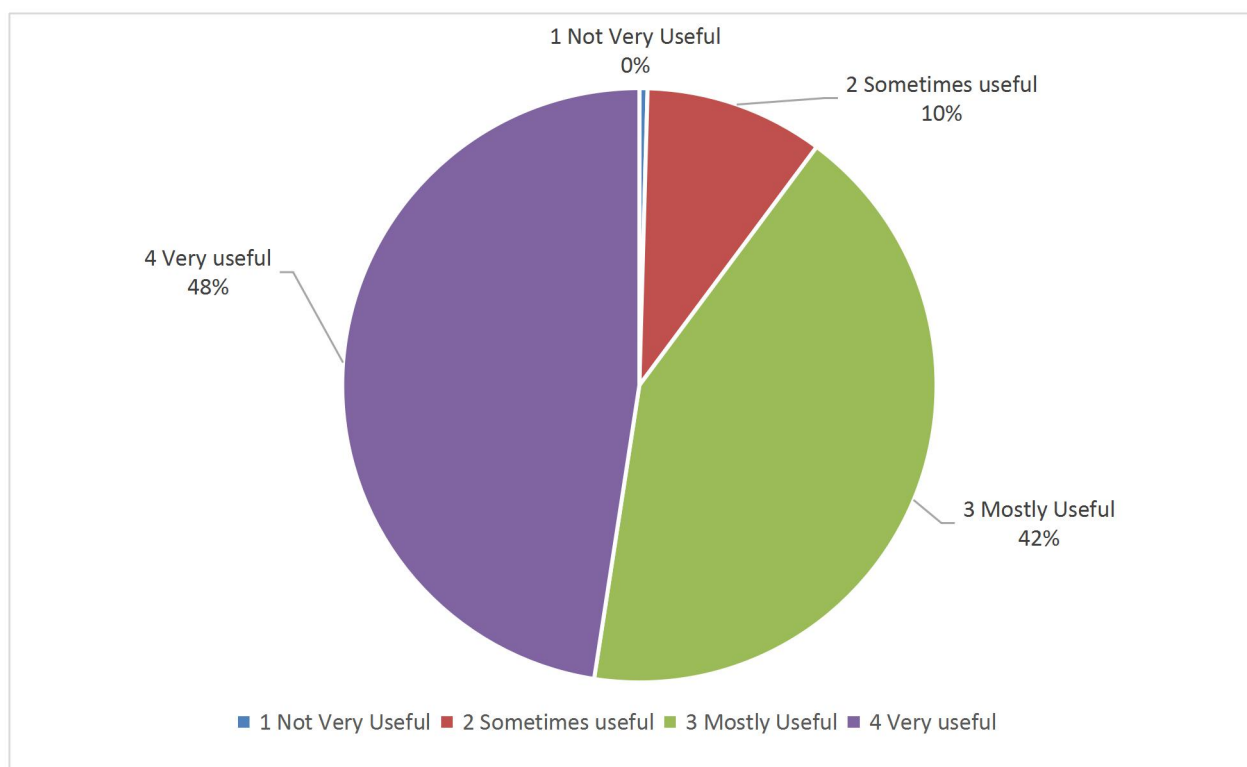


2015-2016

PARENTS TEACHERS MEET REPORT  
SHIFT - I

4. Internship as part of the degree programme is (one month outside the college, work in an industry or civil society organisation)

S.No	Source	No of entries
1	Not Very Useful	2
2	Sometimes useful	44
3	Mostly Useful	191
4	Very useful	215
<b>Total</b>		<b>452</b>



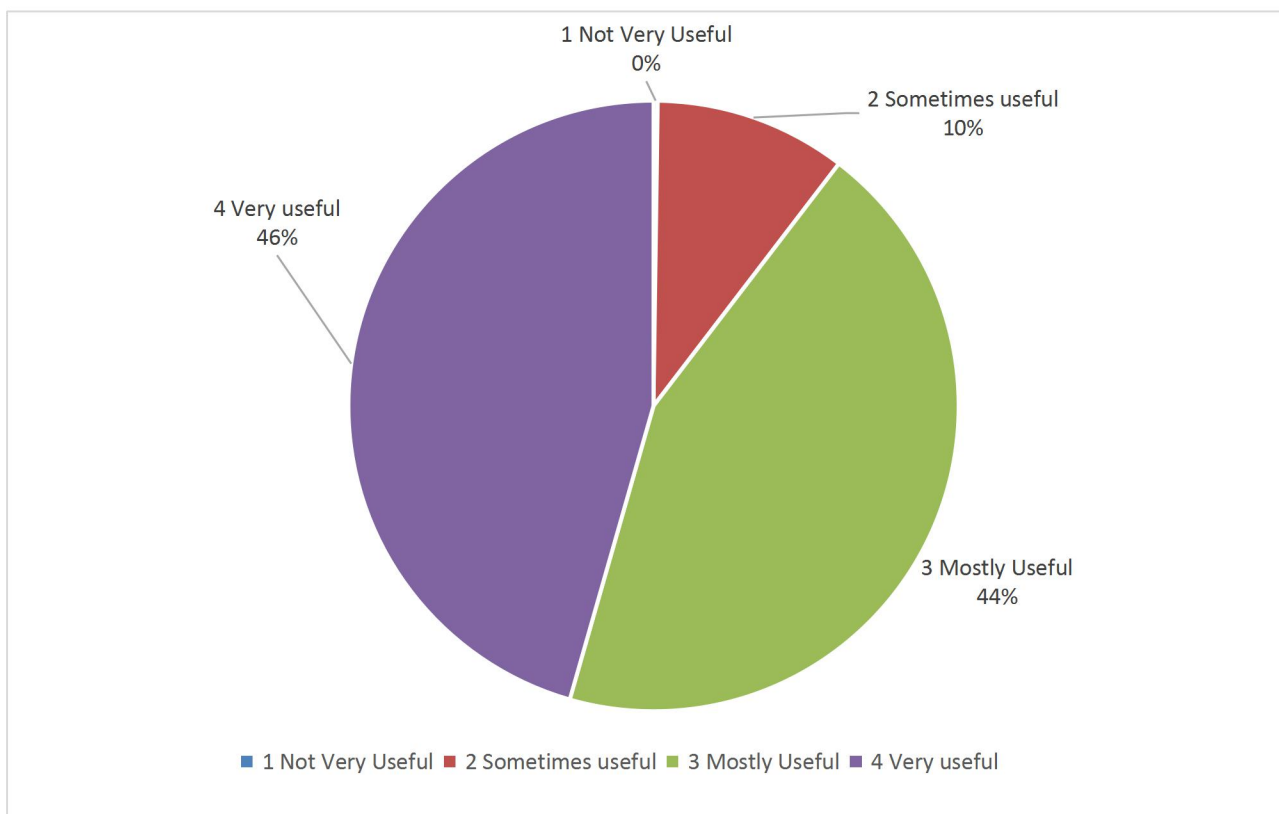


2015-2016

PARENTS TEACHERS MEET REPORT  
SHIFT - I

5. Usefulness of the Outreach programme

S.No	Source	No of entries
1	Not Very Useful	1
2	Sometimes useful	46
3	Mostly Useful	199
4	Very useful	206
	<b>Total</b>	<b>452</b>



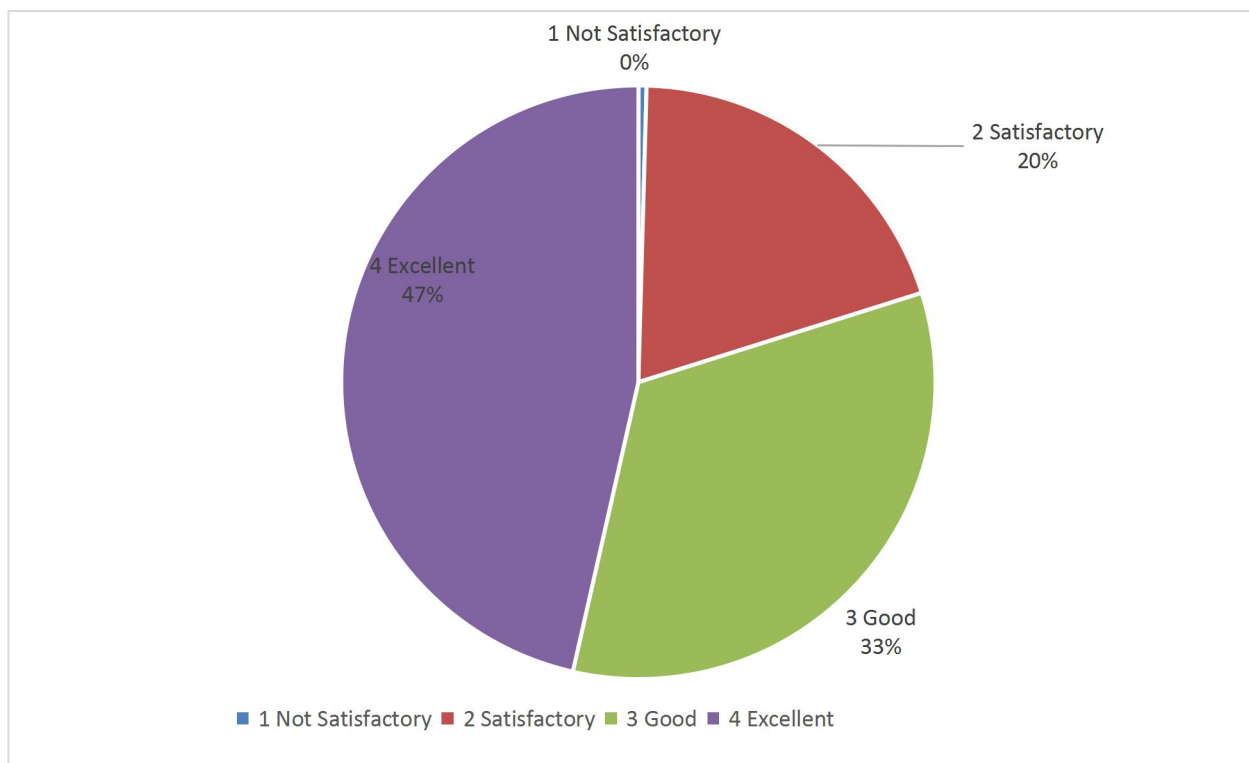


2015-2016

PARENTS TEACHERS MEET REPORT  
SHIFT - I

6. Infrastructure in the campus: (Labs, Classrooms, Library & Canteen)

S.No	Source	No of entries
1	Not Satisfactory	2
2	Satisfactory	89
3	Good	151
4	Excellent	210
<b>Total</b>		<b>452</b>



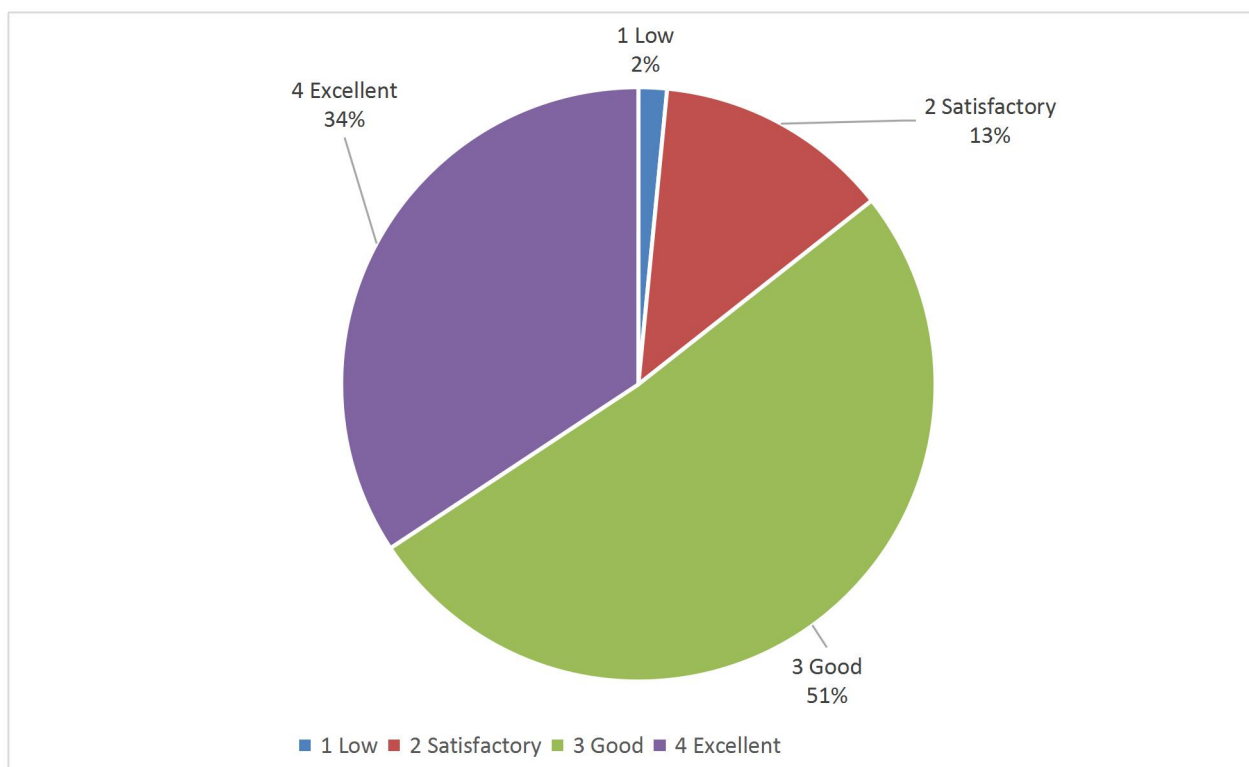


2015-2016

PARENTS TEACHERS MEET REPORT  
SHIFT - I

7. Standard of the CA Test and Semester Examinations are

S.No	Source	No of entries
1	Low	7
2	Satisfactory	58
3	Good	232
4	Excellent	155
<b>Total</b>		<b>452</b>



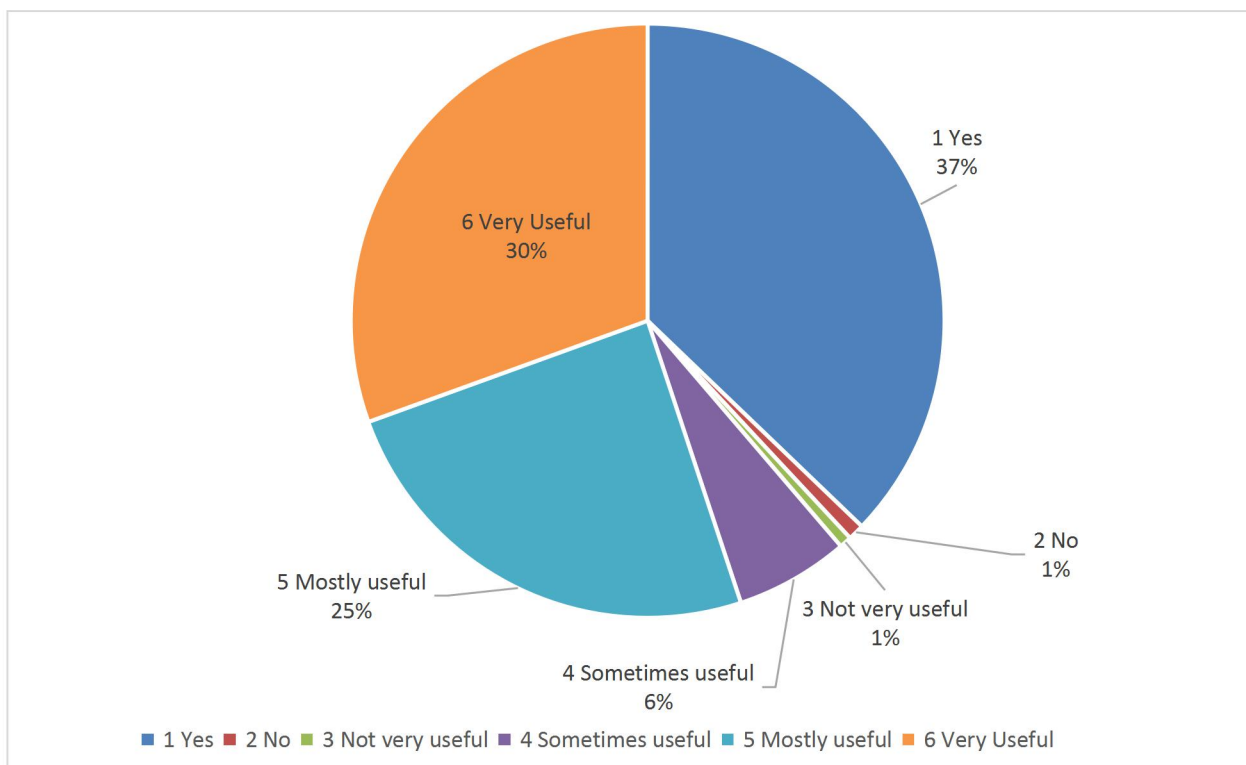


2015-2016

PARENTS TEACHERS MEET REPORT  
SHIFT - I

8) Co-curricular activities (Seminars, symposia, department festival and college cultural NCC, NSS) help the student

S.No	Source	No of entries
1	Yes	168
2	No	4
3	Not very useful	3
4	Sometimes useful	28
5	Mostly useful	111
6	Very Useful	138
<b>Total</b>		<b>452</b>



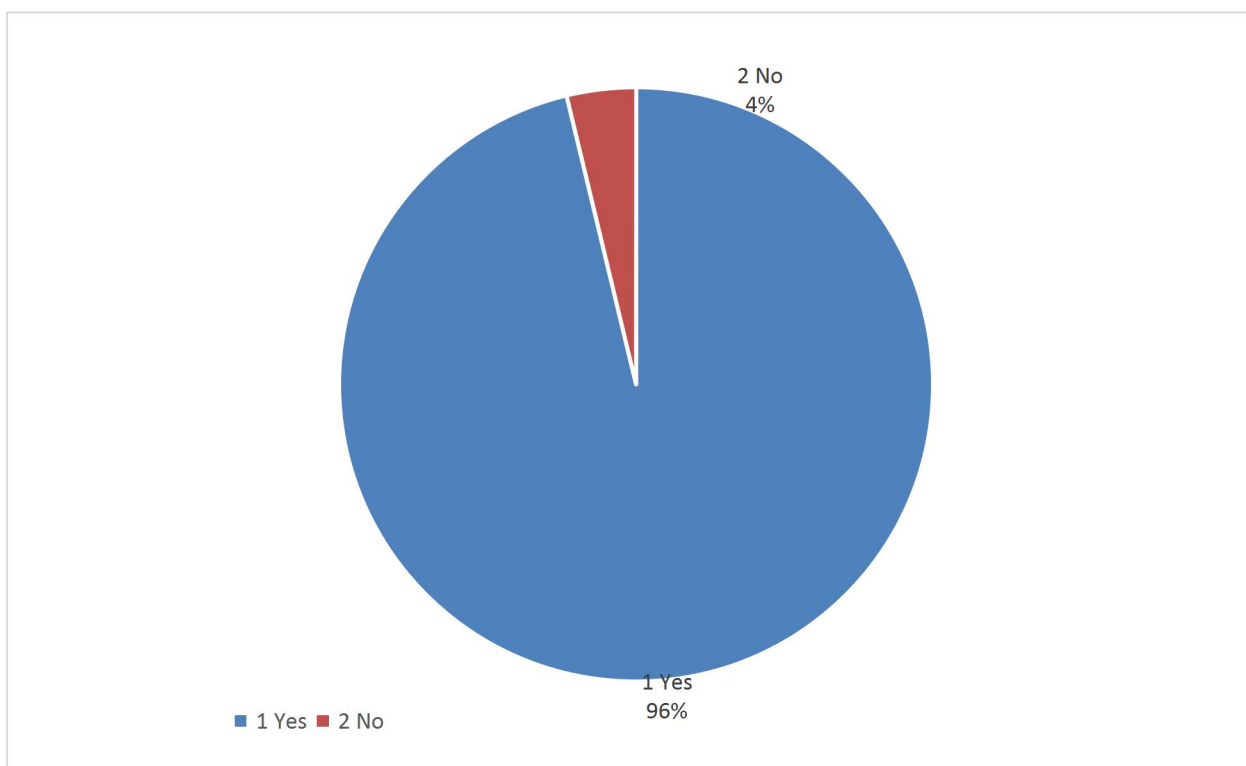


2015-2016

PARENTS TEACHERS MEET REPORT  
SHIFT - I

9 The fees collected by the college for all the courses is affordable

S.No	Source	No of entries
1	Yes	435
2	No	17
<b>Total</b>		<b>452</b>



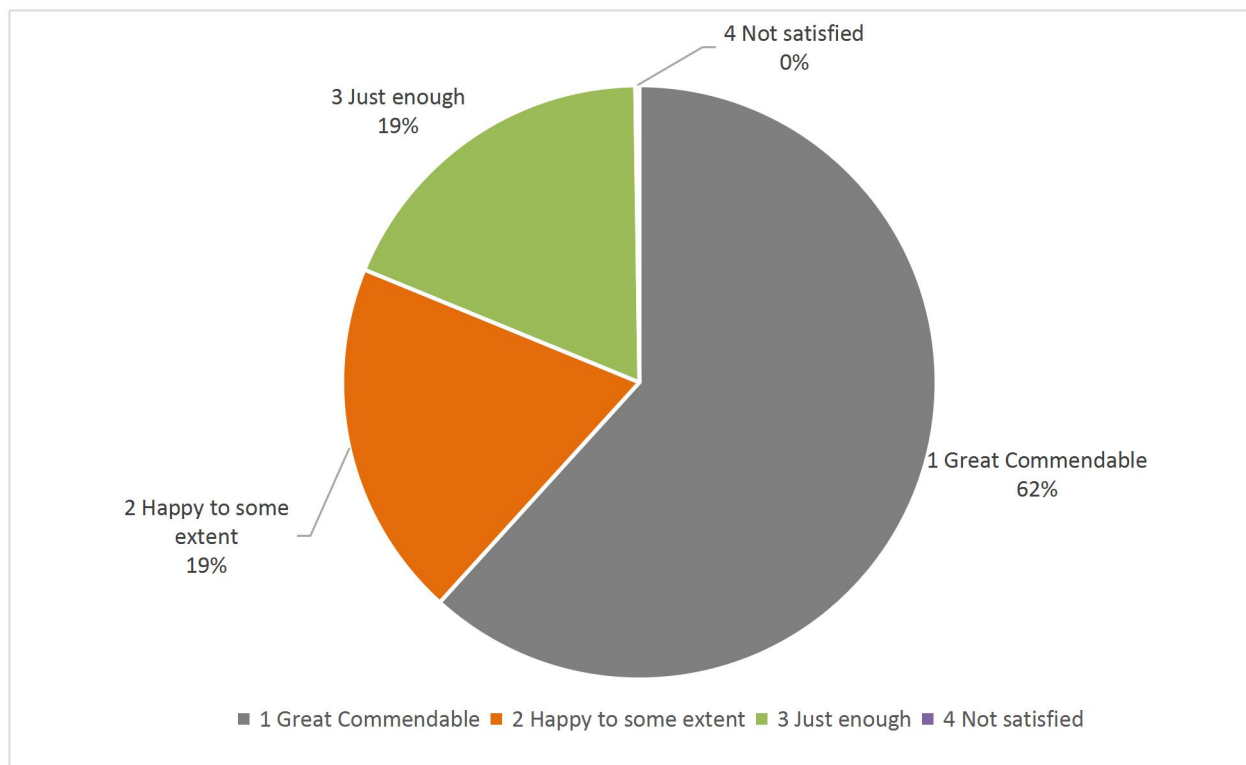


2015-2016

PARENTS TEACHERS MEET REPORT  
SHIFT - I

10. My overall impression of the college

S.No	Source	No of entries
1	Great Commendable	279
2	Happy to some extent	88
3	Just enough	84
4	Not satisfied	1
<b>Total</b>		<b>452</b>







2015-2016

PARENTS TEACHERS MEET REPORT  
SHIFT - I

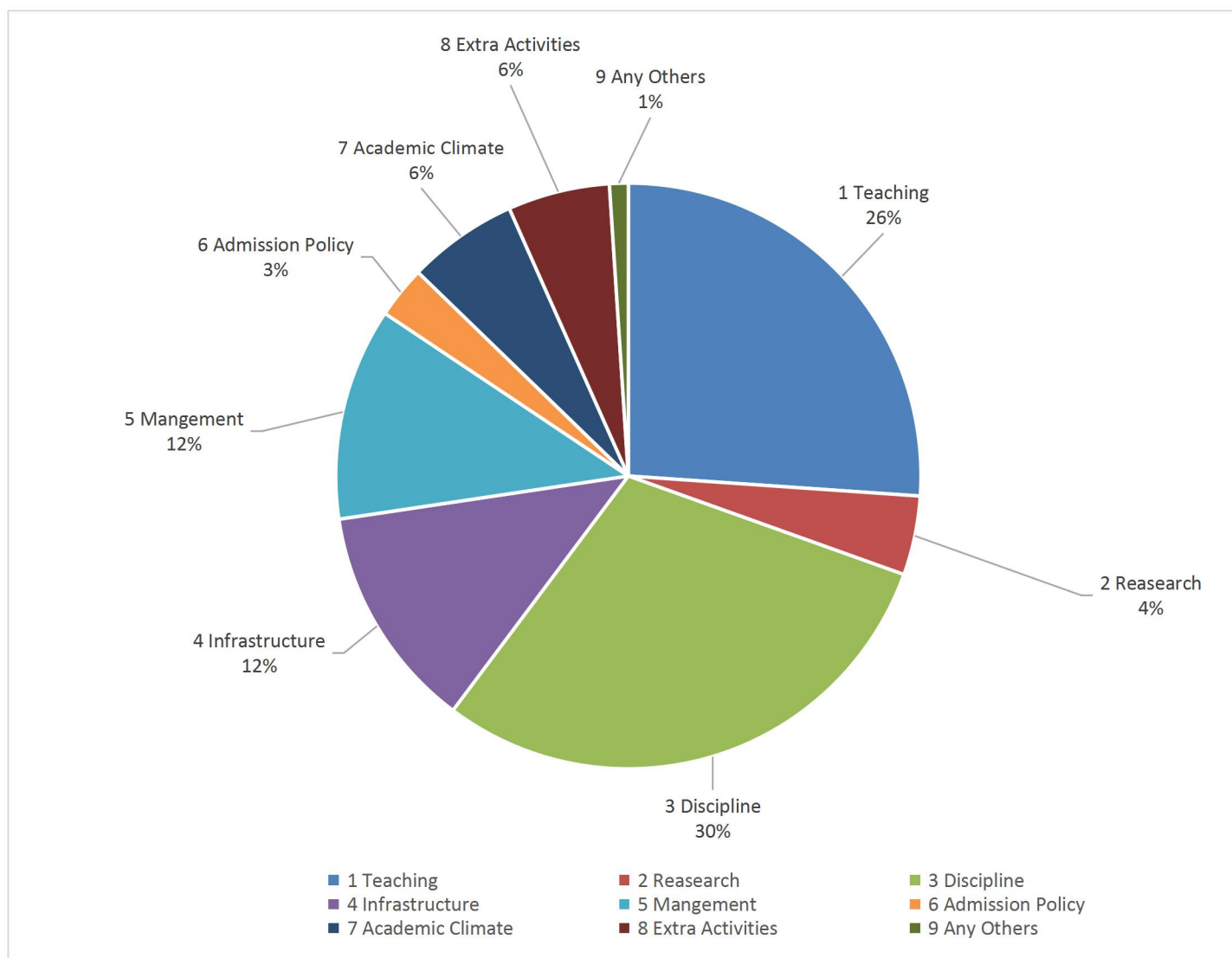
11) Choose any three aspects you consider best at Loyola

S.No	Source	No of entries
1	Teaching	227
2	Research	38
3	Discipline	259
4	Infrastructure	108
5	Management	102
6	Admission Policy	25
7	Academic Climate	53
8	Extra Activities	49
9	Any Others	9
	<b>Total</b>	<b>864</b>



2015-2016

PARENTS TEACHERS MEET REPORT  
SHIFT - I



### **Quality of Curricular & Co-Curricular Programs and Faculty**

When the parents were asked about the quality of Academic Programs in Loyola College, around 63% of them expressed that it was adequate, whereas 22% said that it was 'not so rigorous' while 8% opined that it was 'inadequate'. 64% said that the Quality of Teachers was between 'good' and 'excellent' while 24% of them were not satisfied. 77% of the parents opined that the accessibility of the teachers was good and excellent whereas 2% expressed their dissatisfaction.

90% of the respondents emphasized that the Internship as part of the degree program was a very useful and most useful aspect and also had the same opinion for the inclusion of the Outreach Program. 80% of them expressed that the infrastructure facilities were good and excellent at the college.

85% of the parents indicated that the Standard of CIA tests and semester examination was good and excellent while 2% expressed 'low' or invalid.

Co-Curricular activities in Loyola College is useful according to 92% of the parents who participated in the survey whereas 8% shared that it was invalid and not useful.

### **Fees & Infrastructural Facilities**

96% of the parents who participated in the survey emphatically added that the fees collected by the College were affordable whereas 4% of the respondents expressed that the fees were not affordable.


### **Overall Impression of the College**


When asked about three best aspects among a list of ten, many of them prioritized 1) Standard of Teaching (26%), 2) Discipline (30%) and 3) Infrastructure (12%) and also suggested further improvements in these areas.

81% of the parents emphasized that their overall Impression of the college was highly happy and commendable while 19% of them expressed their overall impression on the college was 'just enough' and no one responded under the category 'not satisfied'.

### **Conclusion**

The consolidated feedback report was shared at the HODs/Coordinators/Officials Meeting and also with the departments for further appropriate actions and decision makings.

  
Dr A. Xavier Mahimuraj  
IQAC Coordinator  
Loyola College, Chennai – 34

  
Rev. Dr G. Joseph Antony Samy, SJ  
Principal  
Loyola College, Chennai – 34



## **INTERNAL QUALITY ASSURANCE CELL (IQAC) LOYOLA COLLEGE (AUTONOMOUS), CHENNAI - 34**

---

### **A Report on the Feedback of Parents, Shift II, 2015-2016**

Loyola College regularly conducts a quality check from its various stakeholders through IQAC to sustain its quality and excellence. The feedback sessions with the parents help to augment quality services as well as make the right decisions wherever necessary. Every semester, a feedback session is conducted during the Parent-Teacher Meet. During the academic year, 2015-16, the Parent-Teacher Meet was conducted on 25<sup>th</sup> July 2015 and 23<sup>rd</sup> January 2015. Also, when parents visit the departments they had shared their views informally.

The questionnaire included important aspects of quality of curricular/co-curricular programs and the teaching faculty as well as their availability to meet the parents at the departments, affordability of tuition fees, infrastructural facilities and their overall impression of the college.

No. of questions: 12

No. of Parents Participated: 577

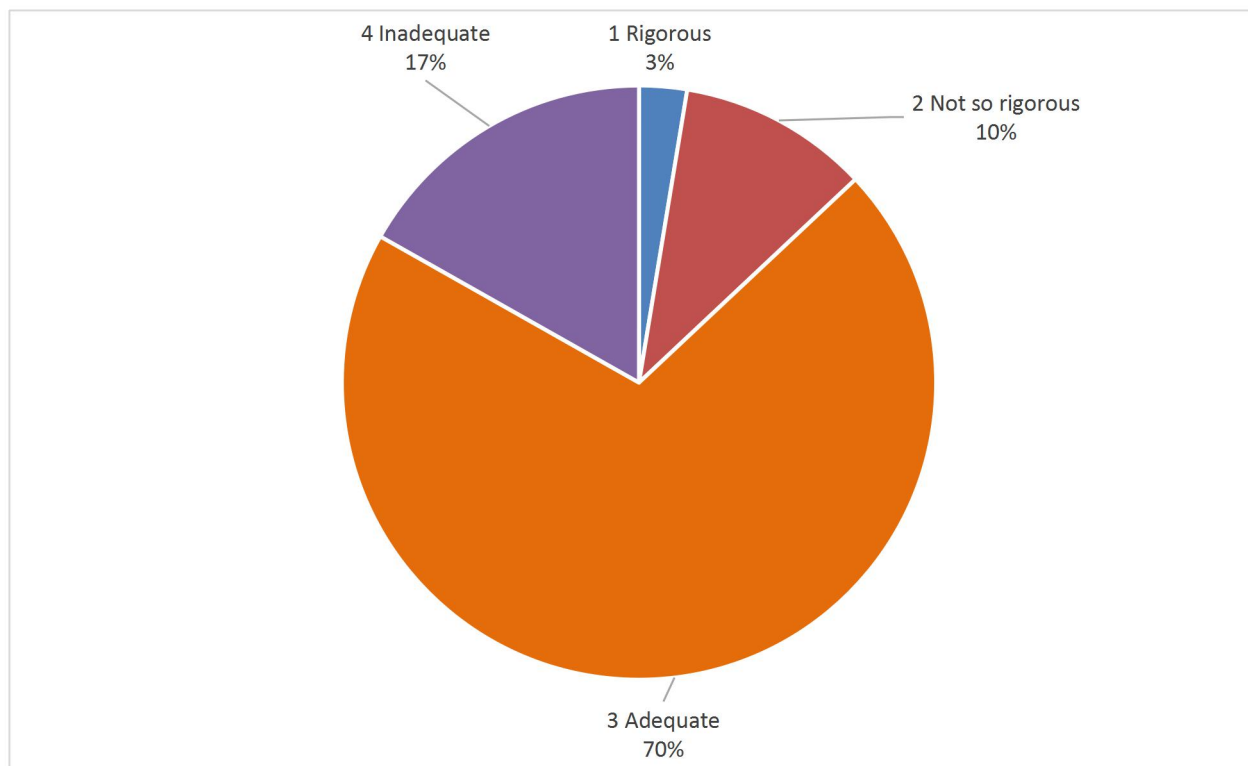


2015-2016

PARENTS TEACHERS MEET REPORT  
SHIFT - II

1. Academic Program in Loyola is

S.No	Source	No of entries
1	Rigorous	15
2	Not so rigorous	60
3	Adequate	405
4	Inadequate	97
	<b>Total</b>	<b>577</b>



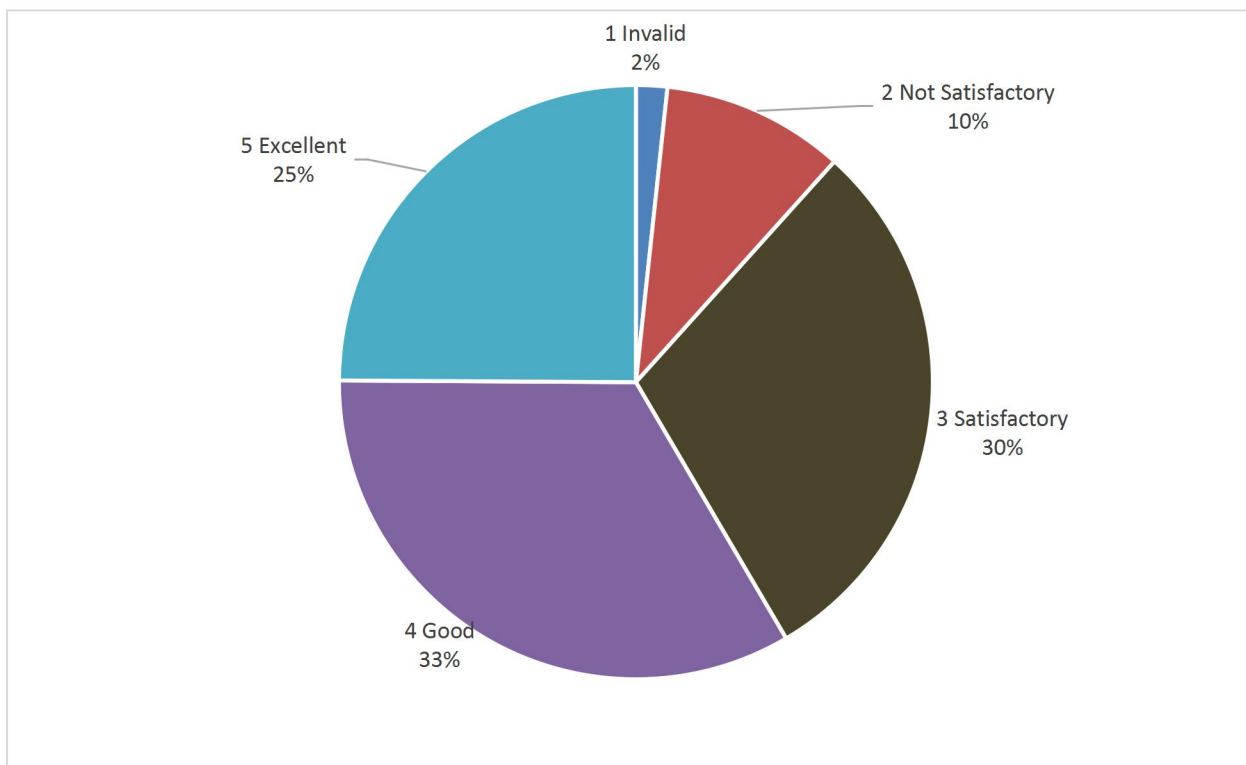


2015-2016

PARENTS TEACHERS MEET REPORT  
SHIFT - II

2. Quality of the teachers at Loyola is

S.No	Source	No of entries
1	Invalid	14
2	Not Satisfactory	82
3	Satisfactory	246
4	Good	276
5	Excellent	205
	<b>Total</b>	<b>577</b>



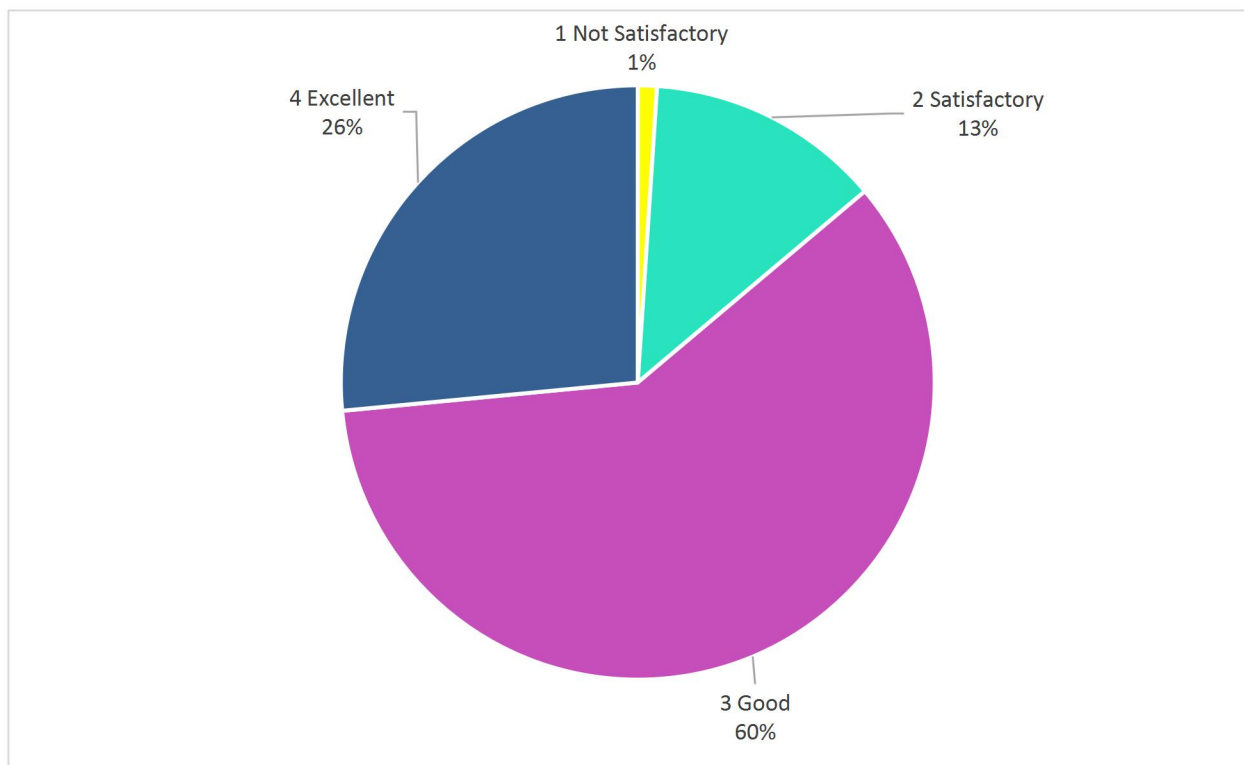


2015-2016

PARENTS TEACHERS MEET REPORT  
SHIFT - II

3. Accessibility of the teacher for parents in the department

S.No	Source	No of entries
1	Not Satisfactory	6
2	Satisfactory	74
3	Good	344
4	Excellent	153
	<b>Total</b>	<b>577</b>





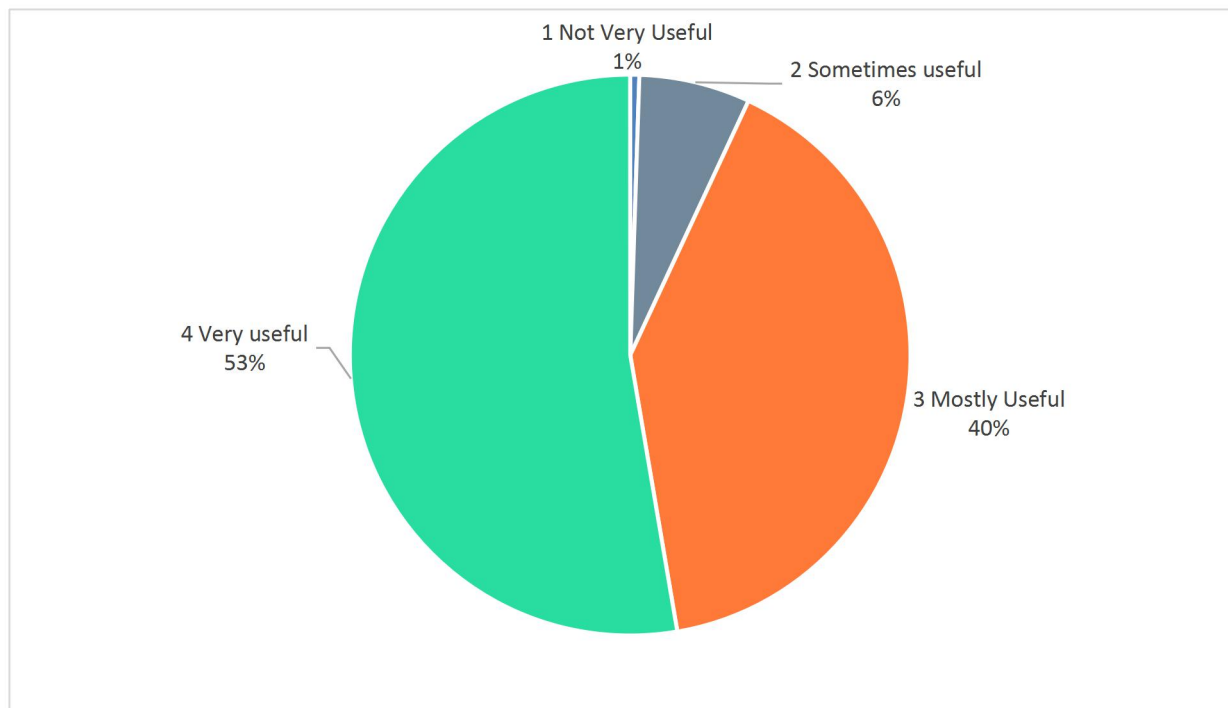


2015-2016

PARENTS TEACHERS MEET REPORT  
SHIFT - II

4. Internship as part of the degree programme is (one month outside the college, work in an industry or civil society organisation)

S.No	Source	No of entries
1	Not Very Useful	3
2	Sometimes useful	37
3	Mostly Useful	233
4	Very useful	304
	<b>Total</b>	<b>577</b>



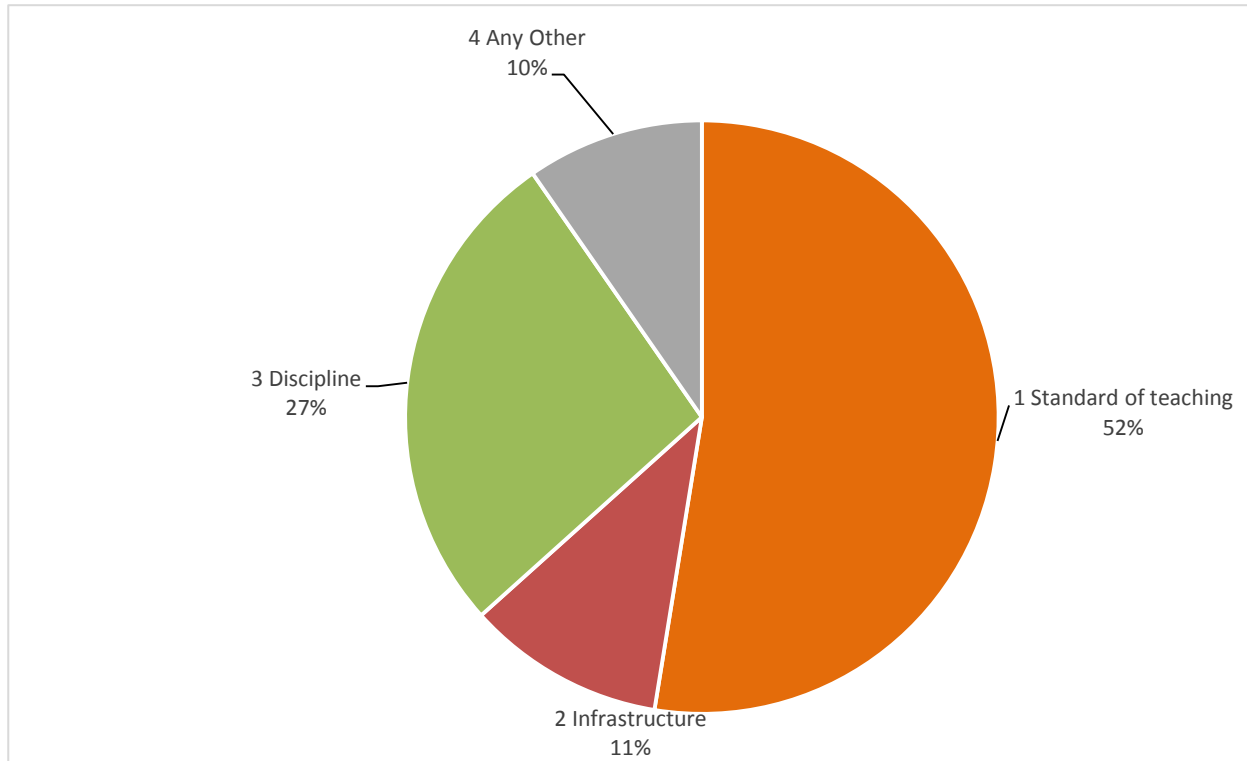


2015-2016

PARENTS TEACHERS MEET REPORT  
SHIFT - II

5. Usefulness of the Outreach programme

S.No	Source	No of entries
1	Not Very Useful	1
2	Sometimes useful	34
3	Mostly Useful	257
4	Very useful	285
	<b>Total</b>	<b>577</b>



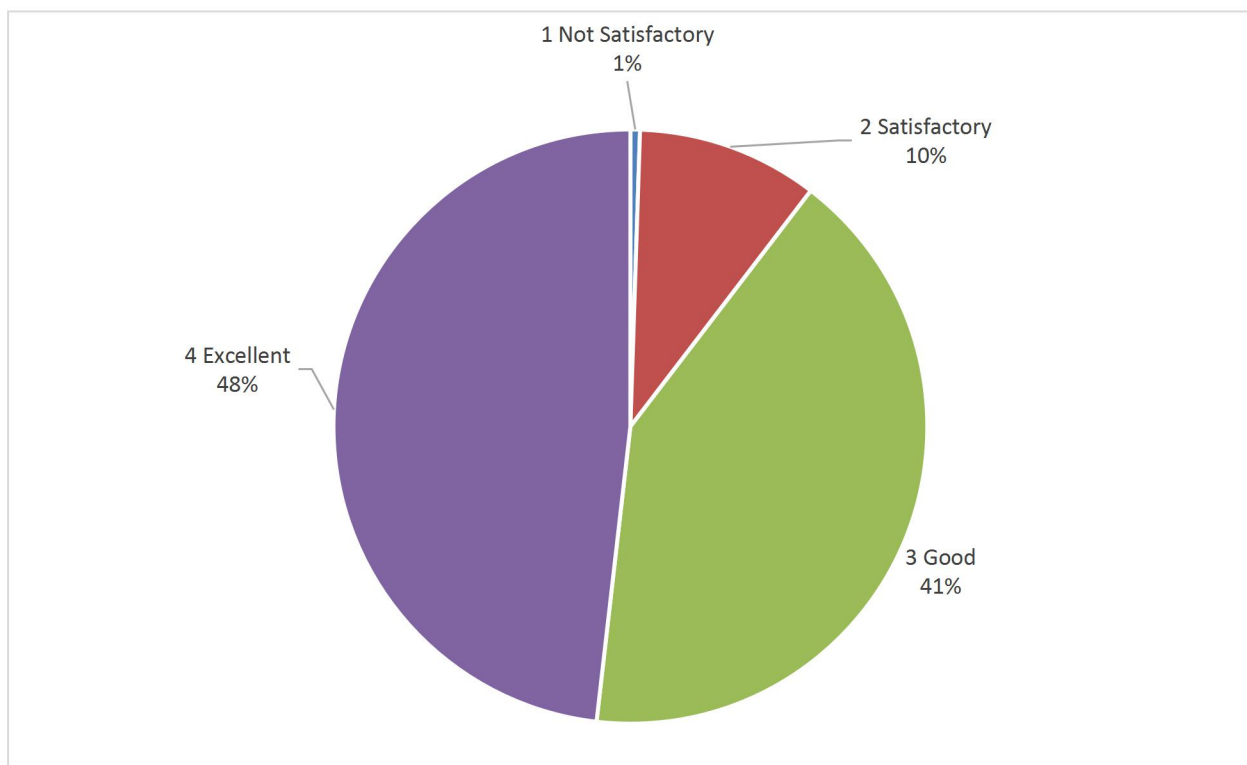


2015-2016

PARENTS TEACHERS MEET REPORT  
SHIFT - II

6. Infrastructure in the campus: (Labs, Classrooms, Library & Canteen)

S.No	Source	No of entries
1	Not Satisfactory	3
2	Satisfactory	57
3	Good	239
4	Excellent	278
	<b>Total</b>	<b>577</b>



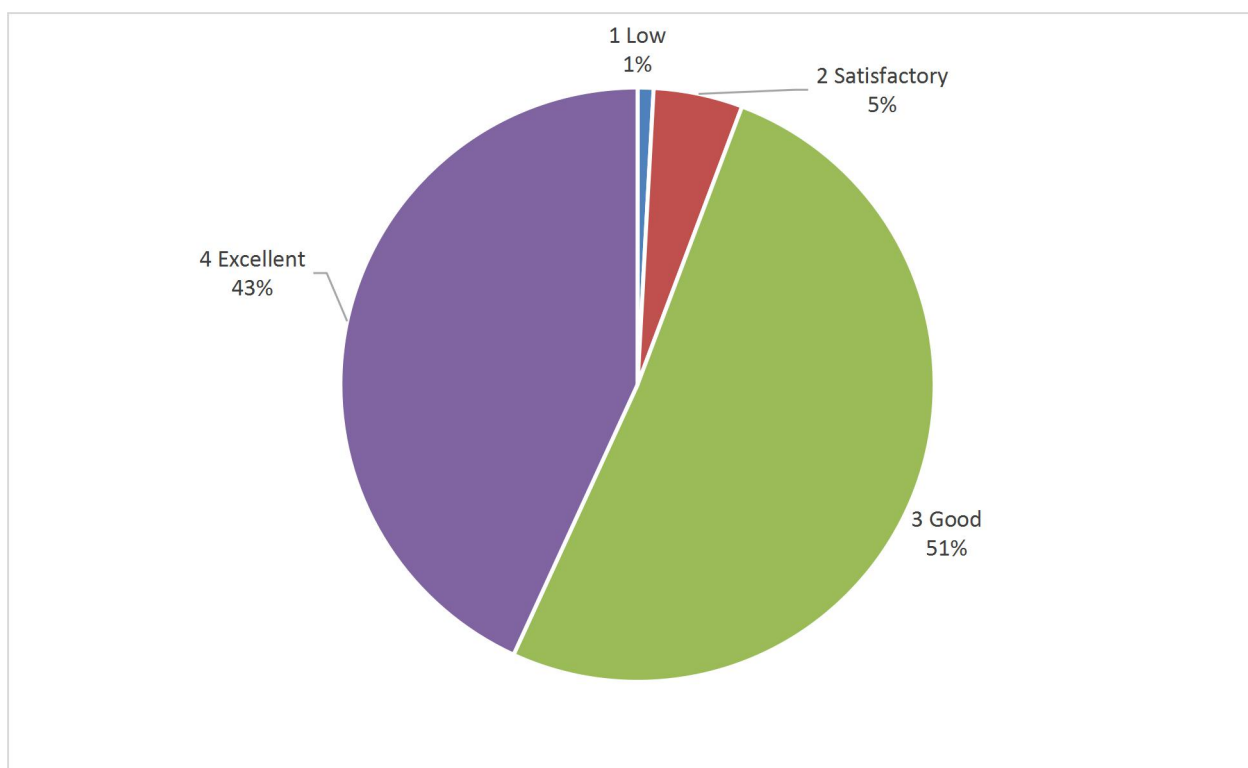


2015-2016

PARENTS TEACHERS MEET REPORT  
SHIFT - II

7. Standard of the CA Test and Semester Examinations are

S.No	Source	No of entries
1	Low	5
2	Satisfactory	28
3	Good	295
4	Excellent	249
	<b>Total</b>	<b>577</b>



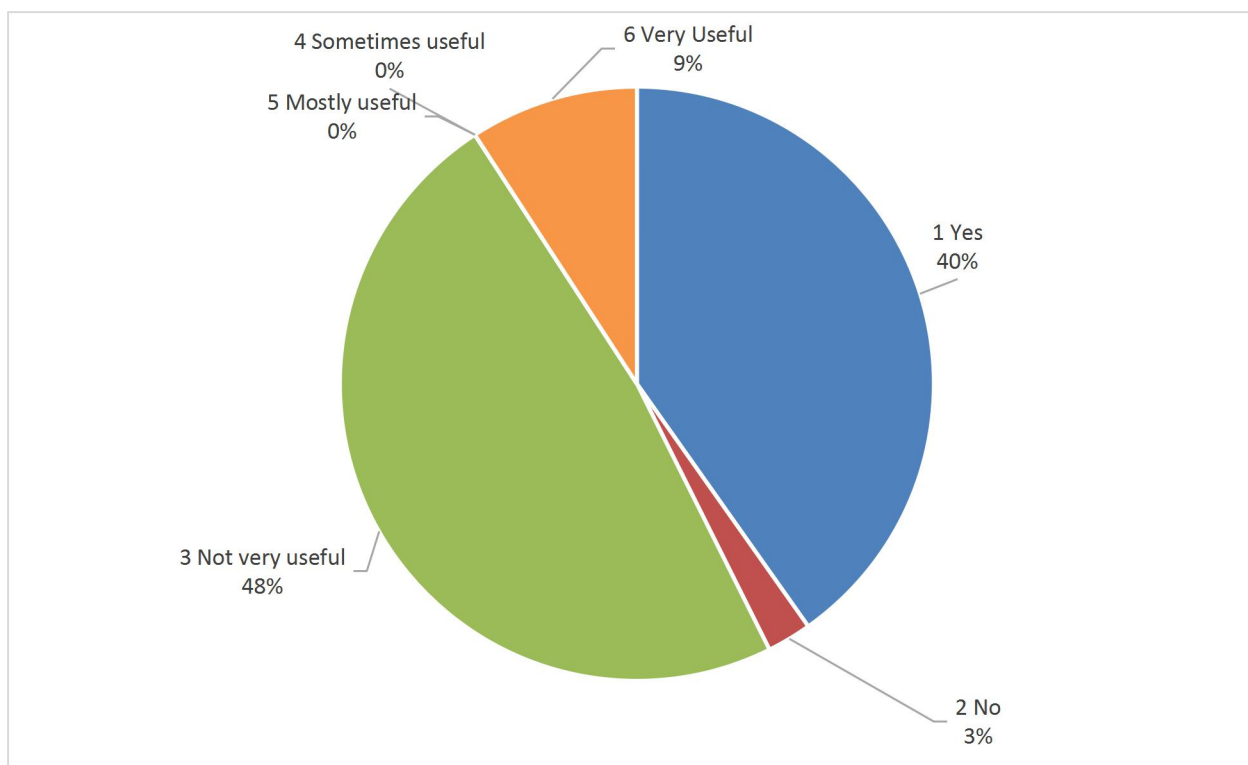


2015-2016

PARENTS TEACHERS MEET REPORT  
SHIFT - II

8) Co-curricular activities (Seminars, symposia, department festival and college cultural NCC, NSS) help the student

S.No	Source	No of entries
1	Yes	232
2	No	14
3	Not very useful	278
4	Sometimes useful	0
5	Mostly useful	0
6	Very Useful	53
	<b>Total</b>	<b>577</b>



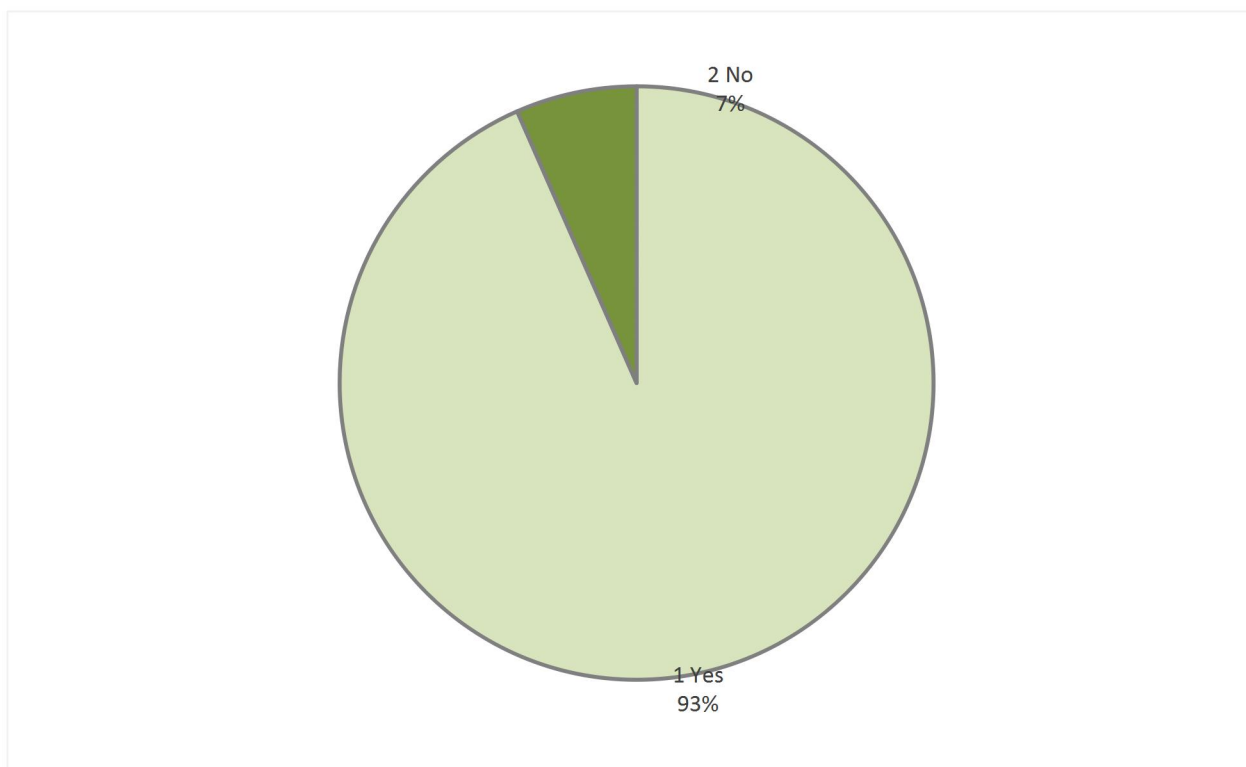


2015-2016

PARENTS TEACHERS MEET REPORT  
SHIFT - II

9 The fees collected by the college for all the courses is affordable

S.No	Source	No of entries
1	Yes	539
2	No	38
	<b>Total</b>	<b>577</b>



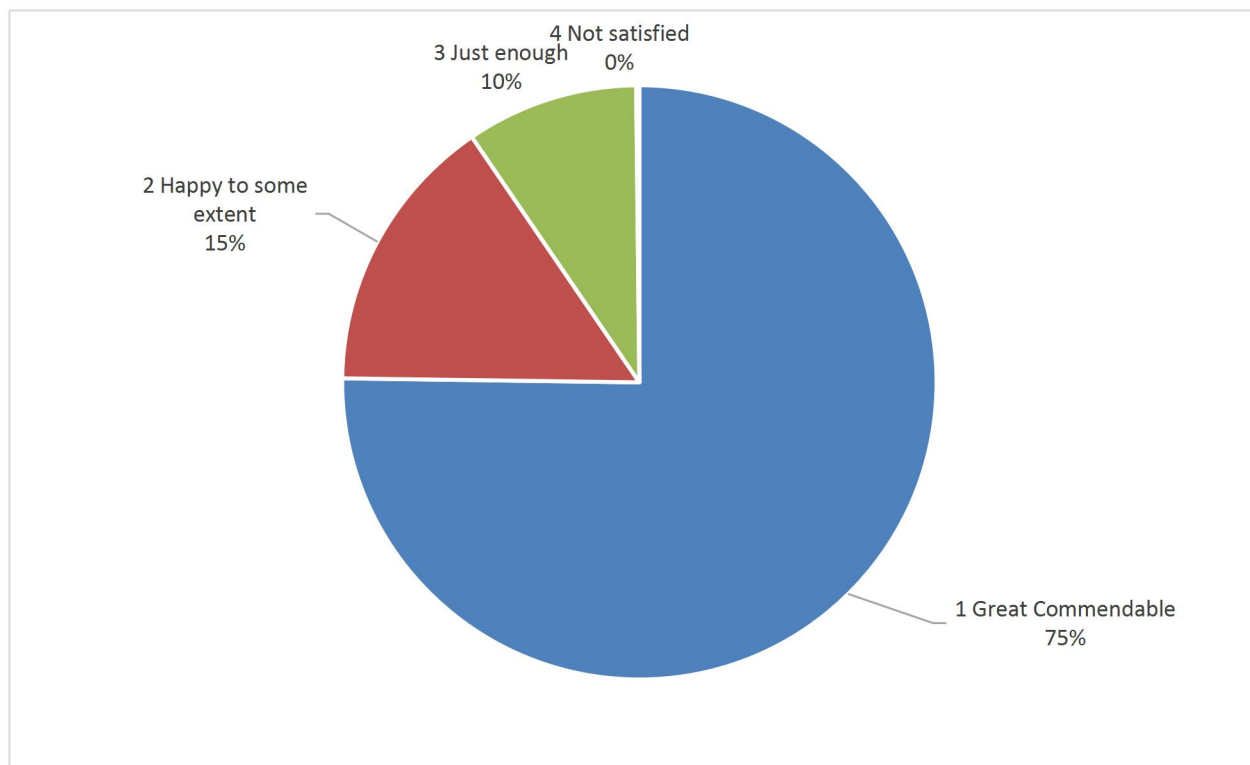


2015-2016

PARENTS TEACHERS MEET REPORT  
SHIFT - II

10. My overall impression of the college

S.No	Source	No of entries
1	Great Commendable	434
2	Happy to some extent	88
3	Just enough	54
4	Not satisfied	1
	<b>Total</b>	<b>577</b>





2015-2016

PARENTS TEACHERS MEET REPORT  
SHIFT - II

11) Choose any three aspects you consider best at Loyola

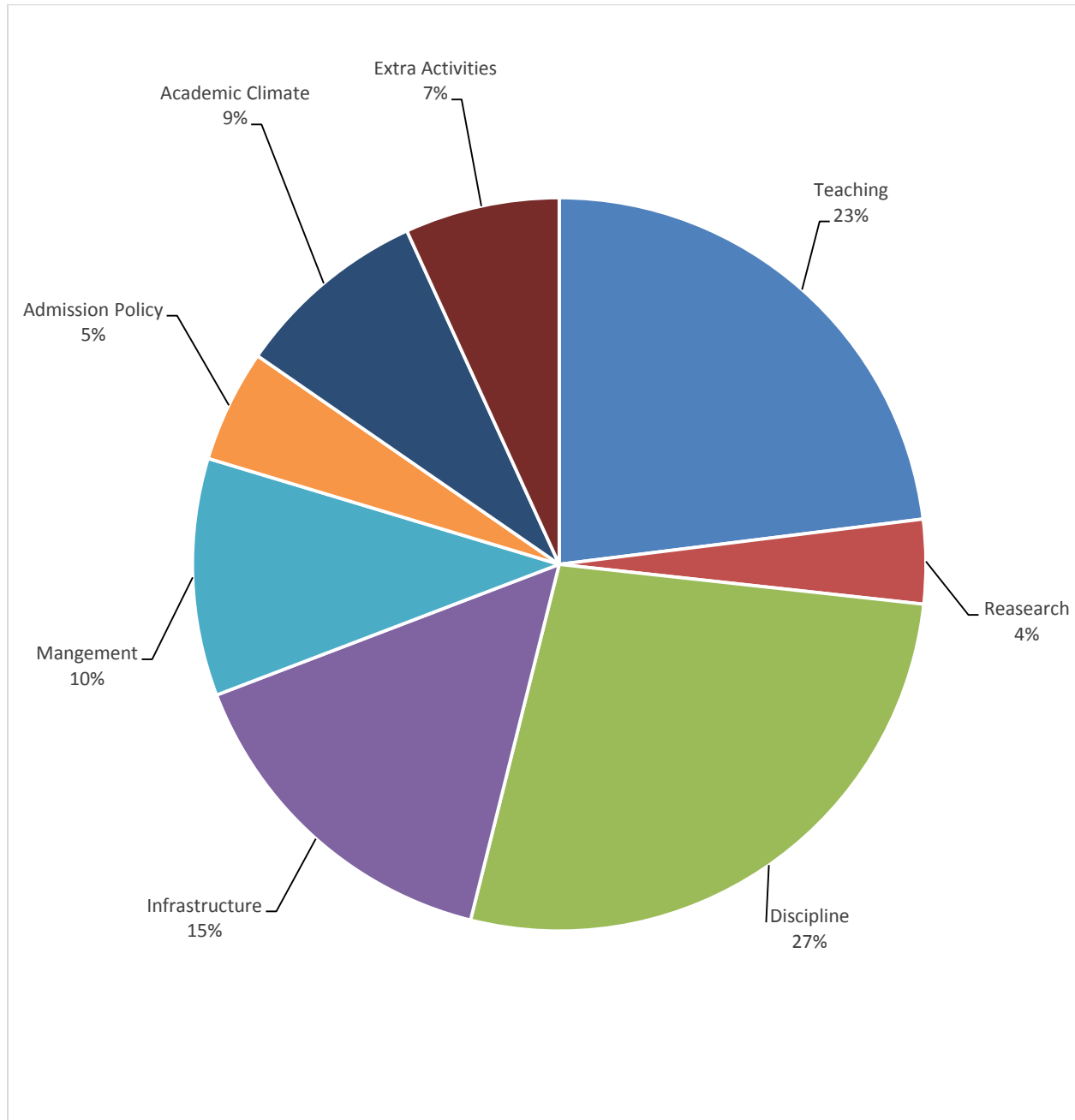
S.No	Source	No of entries
1	Teaching	233
2	Research	22
3	Discipline	302
4	Infrastructure	65
5	Management	66
6	Admission Policy	16
7	Academic Climate	43
8	Extra Activities	42
9	Any Others	1
	<b>Total</b>	<b>790</b>





2015-2016

PARENTS TEACHERS MEET REPORT  
SHIFT - II



### **Quality of Curricular & Co-Curricular Programs and Faculty**

When the parents were asked about the quality of Academic Programs in Loyola College, around 73% of them expressed that it was adequate and rigorous, whereas 22% said that it was 'not so rigorous' while 8% opined that it was 'inadequate'. 88% said that the Quality of Teachers was satisfactory, good and excellent while 12% of them were not satisfied. 86% of the parents opined that the accessibility of the teachers was good and excellent whereas 1% expressed their dissatisfaction.

93% of the respondents emphasized that the Internship as part of the degree program was a very useful and most useful aspect and also had the same opinion for the inclusion of the Outreach Program. 89% of them expressed that the infrastructure facilities were good and excellent at the college.

94% of the parents indicated that the Standard of CIA tests and semester examinations was good and excellent while 6% expressed 'low' or invalid.

Co-Curricular activities in Loyola College is useful according to 97% of the parents who participated in the survey whereas 3% shared that it was not useful.

### **Fees & Infrastructural Facilities**

93% of the parents who participated in the survey emphatically added that the fees collected by the College were affordable whereas 7% of the respondents expressed that the fees were not affordable.

### **Overall Impression of the College**


When asked about three best aspects among a list of ten, many of them prioritized 1) Standard of Teaching (60%), 2) Discipline (16%) and 3) Infrastructure (13%) and also suggested further improvements in these areas.


90% of the parents emphasized that their overall Impression of the college was highly happy and commendable while 10% of them expressed their overall impression on the college was 'just enough' and no one responded under the category 'not satisfied'.

### **Conclusion**

The consolidated feedback report was shared at the HODs/Coordinators/Officials Meeting and also with the departments for further appropriate actions and decision makings.

  
Dr A. Xavier Mahimairaj  
IQAC Coordinator  
Loyola College, Chennai – 34

  
Rev. Dr G. Joseph Antony Samy, SJ  
Principal  
Loyola College, Chennai – 34



**INTERNAL QUALITY ASSURANCE CELL (IQAC)  
LOYOLA COLLEGE (AUTONOMOUS), CHENNAI - 34**

---

**A REPORT ON STUDENT FEEDBACK, 2015-16**

It is a practice in Loyola College to obtain the feedback of the graduating students on various aspects of academic and administrative activities in order to perform a quality check and sustain the quality education rendered to the student community. As part of this exercise, every year IQAC conducts a feedback session to obtain the feedback of the passing out students of the college. This report presents the consolidated views of the final year students of the academic year, 2015-16, who took the online survey through the student portal. Their feedback is based on some of the important aspects like the relevance of the curriculum, syllabus, different courses, teaching methodologies, learning resources and facilities in the campus, objectivity of the assessment etc.

2009 students participated in the online survey.

10 questions were asked in the survey.

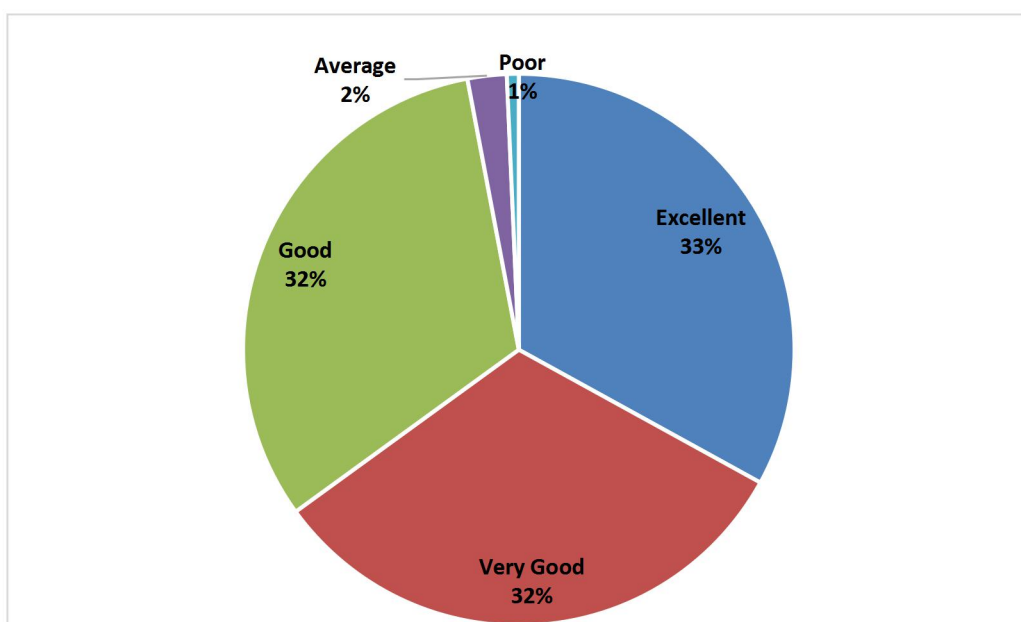


2015-2016

## STUDENTS FEEDBACK

1) How do you rate the syllabus of the course that you have gone through in relation to the expected outcome of the course?

Option	Frequency	Percentage
Excellent	663	33.00149328
Very Good	643	32.00597312
Good	643	32.00597312
Average	46	2.289696366
Poor	14	0.696864111
<b>TOTAL</b>	<b>2009</b>	<b>100</b>



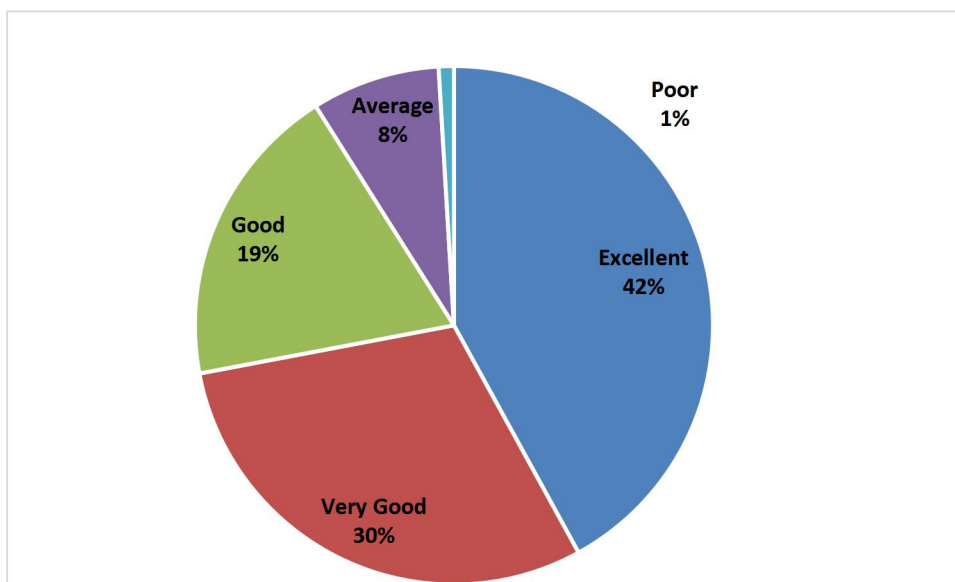


2015-2016

STUDENTS  
FEEDBACK

2) How do you rate the allocation of credits and hours to the courses?

Option	Frequency	Percentage
Excellent	844	42.01095072
Very Good	603	30.0149328
Good	382	19.01443504
Average	161	8.013937282
Poor	19	0.945744151



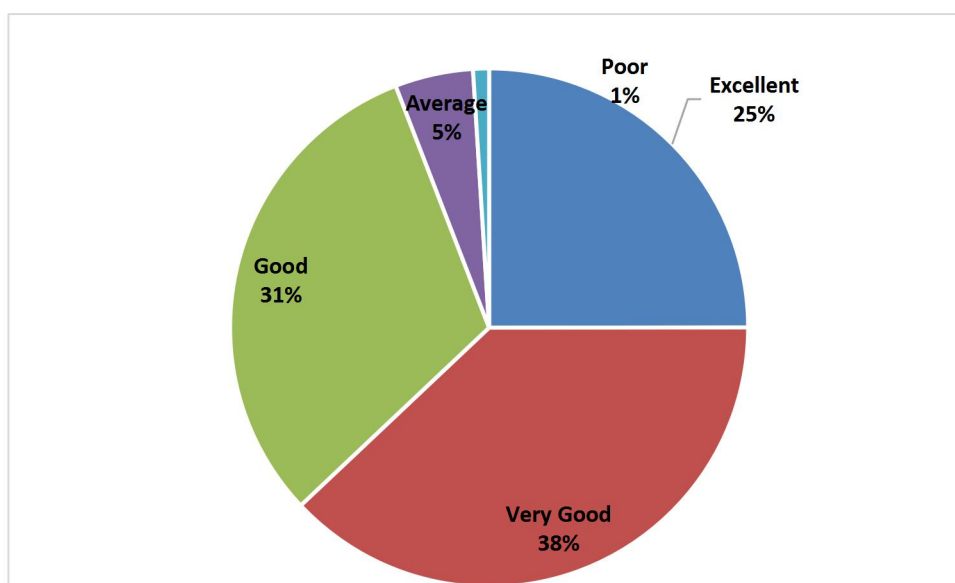


2015-2016

STUDENTS  
FEEDBACK

3) Syllabus of each course covers recent trends and developments

Option	Frequency	Percentage
Excellent	502	24.987556
Very Good	763	37.97909408
Good	626	31.15978099
Average	98	4.87804878
Poor	20	0.995520159
<b>TOTAL</b>	<b>2009</b>	<b>100</b>



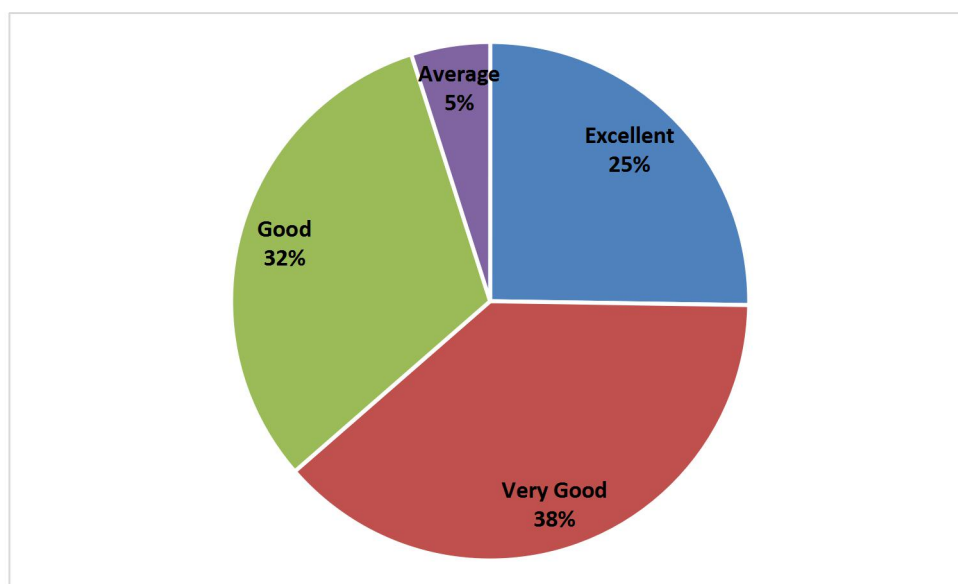


2015-2016

**STUDENTS  
FEEDBACK**

4) How do you rate the various papers in terms of their relevance to the specialization streams?

Option	Frequency	Percentage
Excellent	703	34.9925336
Very Good	844	42.01095072
Good	342	17.02339472
Average	79	3.932304629
Poor	41	2.040816327
<b>TOTAL</b>	<b>2009</b>	<b>100</b>





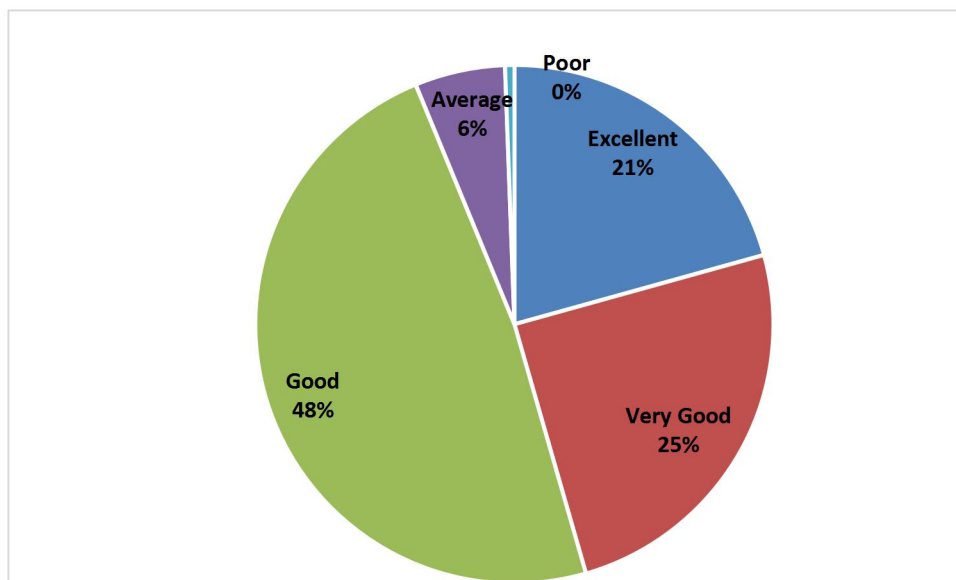


2015-2016

STUDENTS  
FEEDBACK

### 5) Teaching methods followed by teachers

Option	Frequency	Percentage
Excellent	602	29.96515679
Very Good	723	35.98805376
Good	1403	69.83573917
Average	164	8.163265306
Poor	17	0.846192135
<b>TOTAL</b>	<b>2009</b>	<b>144.7984072</b>



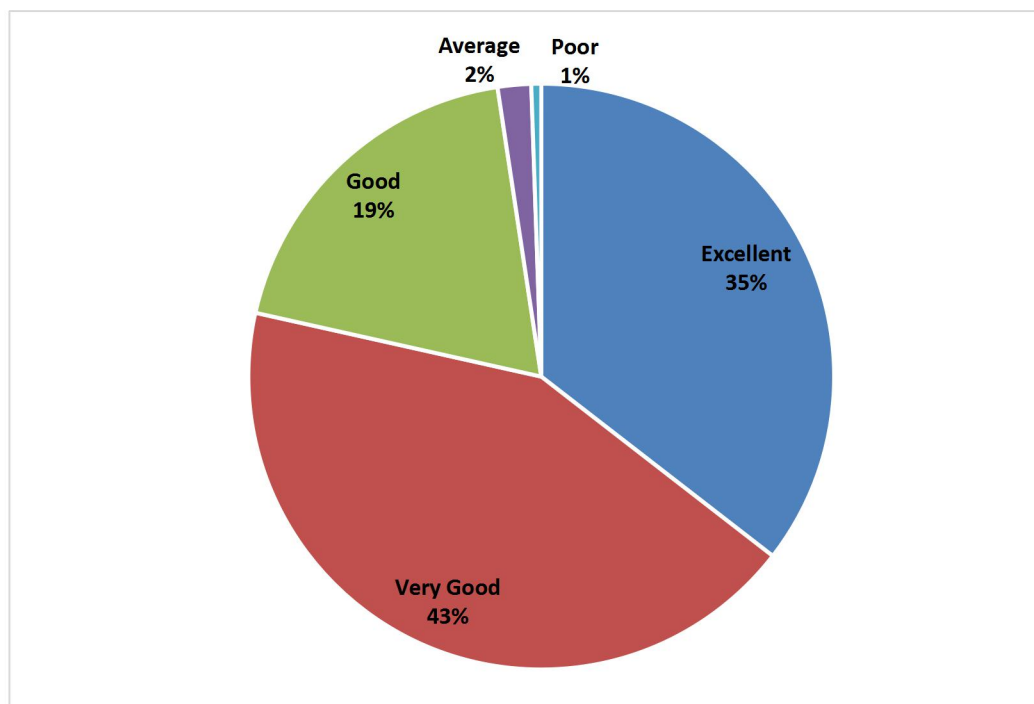


2015-2016

STUDENTS  
FEEDBACK

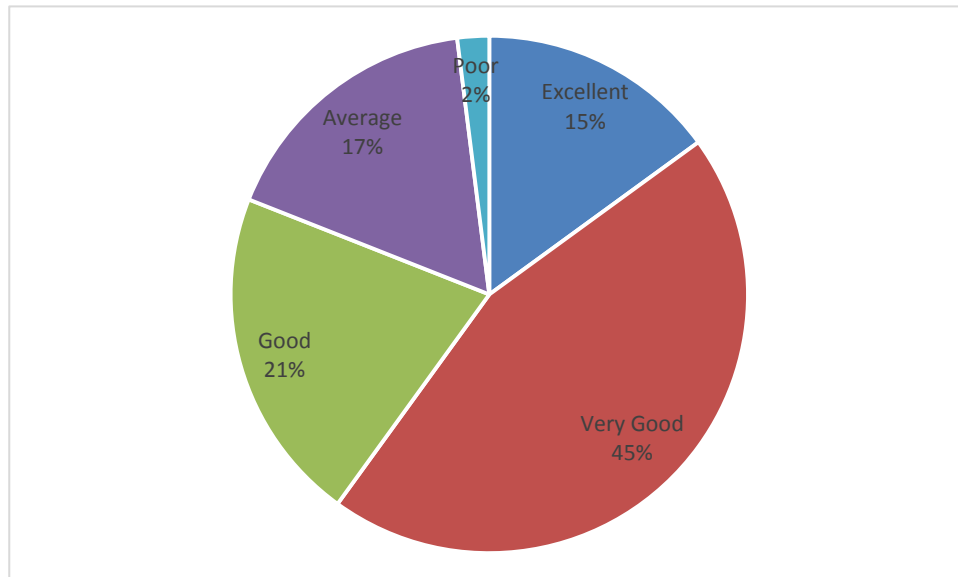
### 6) The objectivity of assessment and evaluation

Option	Frequency	Percentage
Excellent	713	35.49029368
Very Good	864	43.00647088
Good	384	19.11398706
Average	37	1.841712295
Poor	11	0.547536088
<b>TOTAL</b>	<b>2009</b>	<b>100</b>



7) The provisions that is available for students accompaniment in the college

Option	Frequency	Percentage
Excellent	301	14.9825784
Very Good	904	44.9975112
Good	422	21.00547536
Average	342	17.02339472
Poor	40	1.991040319
TOTAL	2009	100



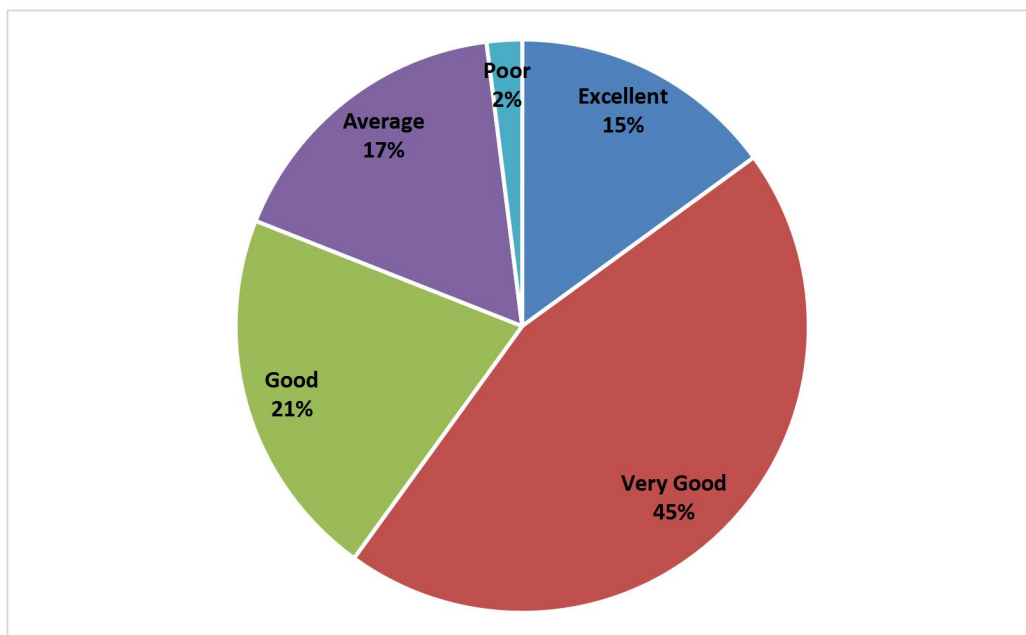


2015-2016

**STUDENTS  
FEEDBACK**

8) The provisions that are available for students accompaniment in the college

Option	Frequency	Percentage
Excellent	301	14.9825784
Very Good	904	44.9975112
Good	422	21.00547536
Average	342	17.02339472
Poor	40	1.991040319
<b>TOTAL</b>	<b>2009</b>	<b>100</b>



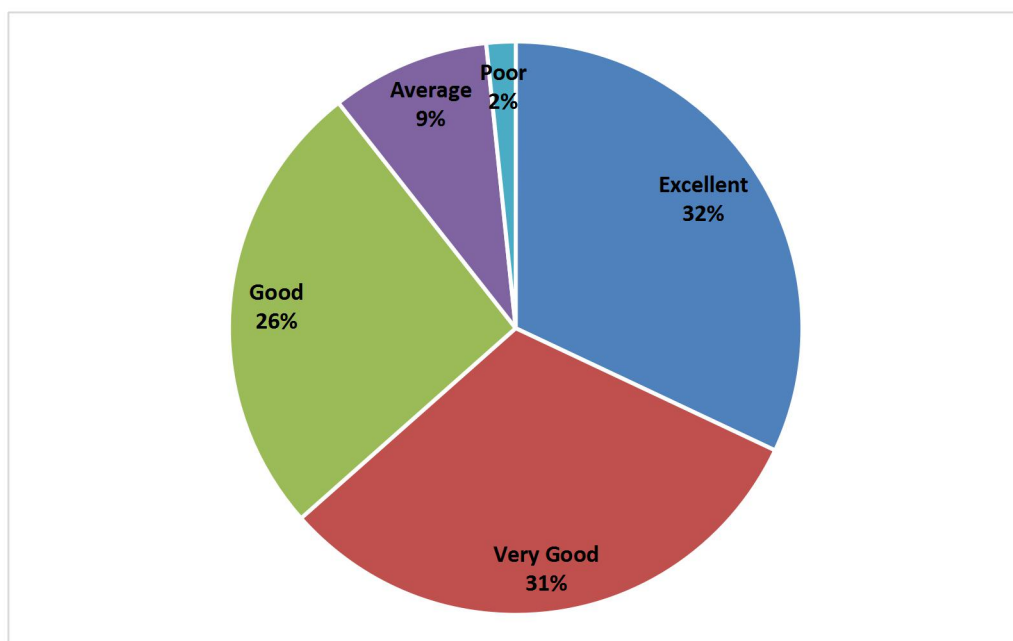


2015-2016

STUDENTS  
FEEDBACK

9) How do you rate learning resources that are available in the college (Library, Lab, ICT Provisions and others)?

Option	Frequency	Percentage
Excellent	643	32.00597312
Very Good	632	31.45843703
Good	521	25.93330015
Average	180	8.959681434
Poor	33	1.642608263
<b>TOTAL</b>	<b>2009</b>	<b>100</b>



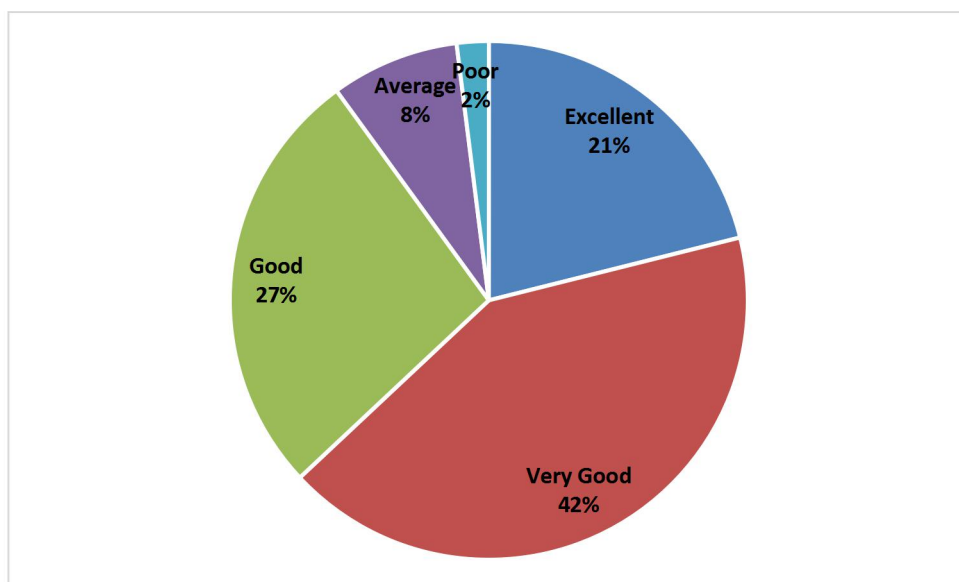


2015-2016

STUDENTS  
FEEDBACK

10) How do you rate various provisions of extension and co curricular activities of the college?

Option	Frequency	Percentage
Excellent	424	21.10502738
Very Good	842	41.91139871
Good	542	26.97859632
Average	161	8.013937282
Poor	40	1.991040319
<b>TOTAL</b>	<b>2009</b>	<b>100</b>



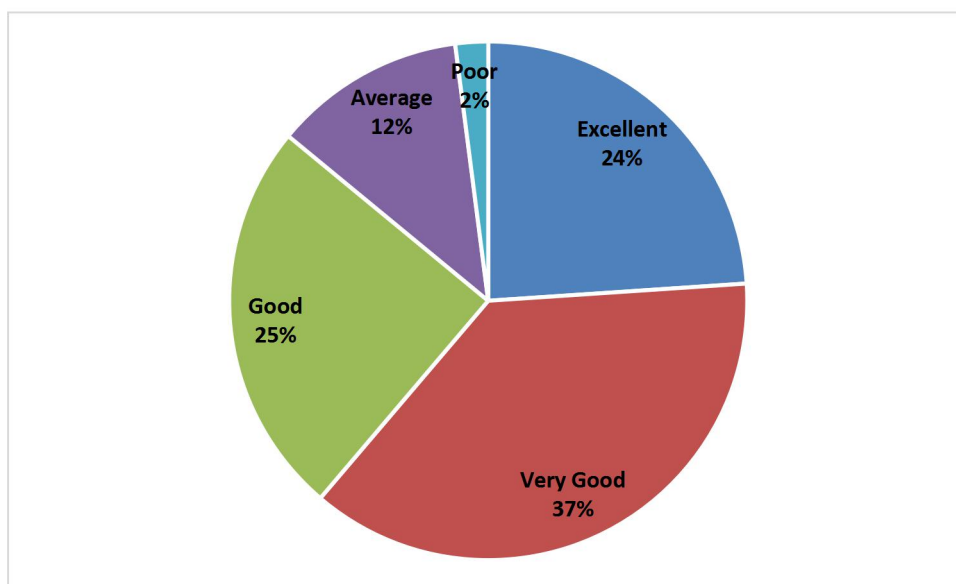


2015-2016

## STUDENTS FEEDBACK

### 11) Overall rating of the program and various facilities in the college

Option	Frequency	Percentage
Excellent	481	23.94225983
Very Good	749	37.28222997
Good	497	24.73867596
Average	241	11.99601792
Poor	41	2.040816327
<b>TOTAL</b>	<b>2009</b>	<b>100</b>



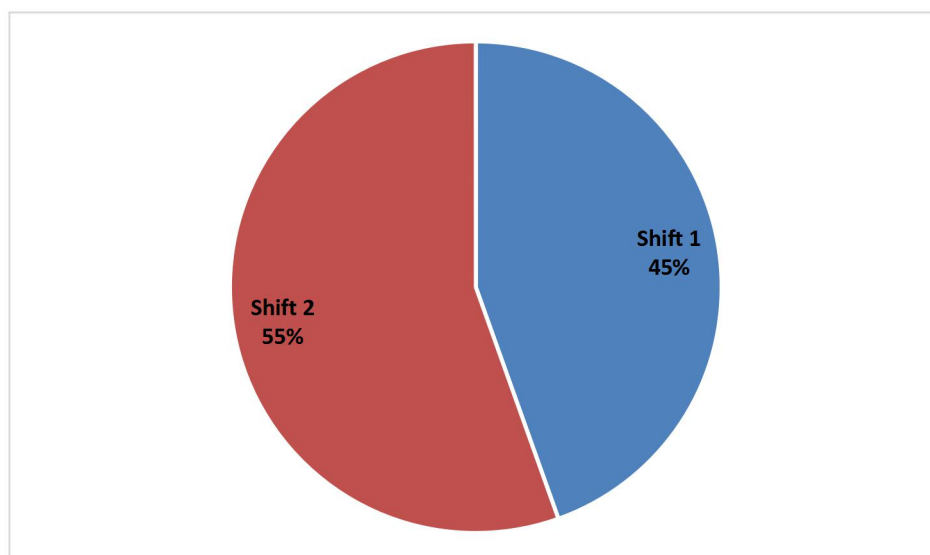


2015-2016

STUDENTS  
FEEDBACK

## 12) Distribution of students

<b>Shift 1</b>	<b>895</b>	<b>44.54952713</b>
<b>Shift 2</b>	<b>1114</b>	<b>55.45047287</b>
<b>Total</b>	<b>2009</b>	<b>100</b>





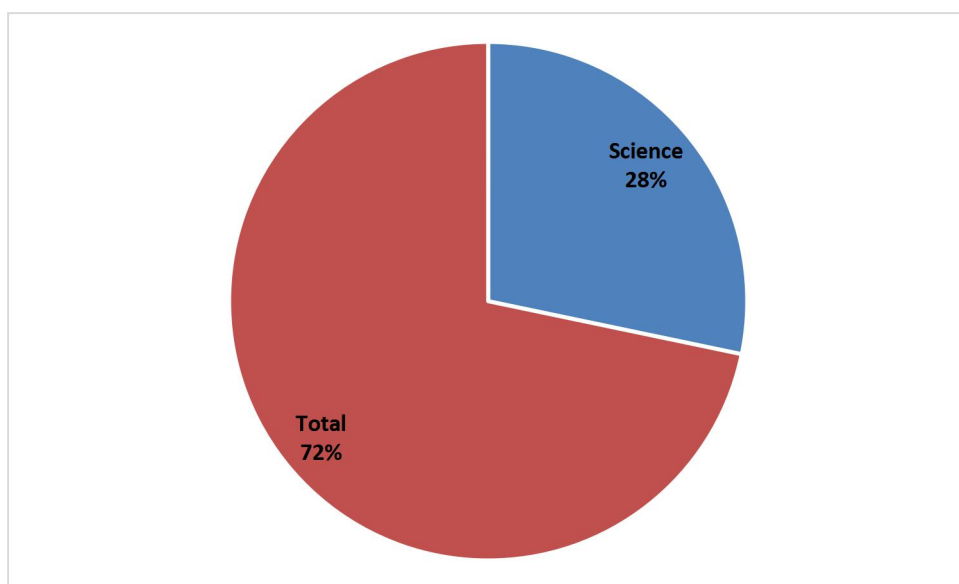


2015-2016

STUDENTS  
FEEDBACK

### 13) Distribution of stream

Arts	731	36.38626182
Commerce	486	24.19113987
Science	792	39.42259831
Total	2009	100



### **Outcome of the Curriculum and Syllabus**

Among 2009 students participated in the survey, around 67% of them opined that they had 'good' to 'excellent' expected outcome from the courses they have studied and 91% rated the allocation of credits and hours to the courses was good and appropriate. There was a positive response of 92% to the question on syllabus of each course covering the recent trends and developments. 93% of the students responded good to excellent to the question on the various papers in terms of their relevance to the specialization streams.

### **Teaching methodologies & Assessment Strategies**

90% of the students opined that the methodologies used by the teachers were good to excellent whereas less than 1% of them commented them to be poor. There was an overwhelming response of 97% of the students appreciating the objectivity of assessment and evaluation.

### **Learning Resources, Facilities and Guidance**

Around 80% of the students responded good to excellent to the question on the provisions that are available for student accompaniment in the college, whereas 20% of them expressed that they were average. Around 90% of the students expressed that the learning resources which are available in the college (Library, Lab, ICT Provisions and others) were excellent and the remaining 10% of them expressed their dissatisfaction. There was also a similar response of satisfaction, around 90%, when it came to various provisions of extension and co-curricular activities of the college while the remaining 10% of them showed dissatisfaction.

### **Overall Impression of the program & Facilities**

When asked about the Overall rating of the program and various facilities in the college, 86% of the passing out students responded 'good' to 'excellent' whereas the remaining 14% recorded that they were poor and average.

### **Conclusion**

The consolidated feedback report is shared at the HODs/Coordinators/Officials Meeting and also with the departments for further appropriate actions.



Dr A. Xavier Mahimairaj

IQAC Coordinator


Loyola College, Chennai – 34



Rev. Dr G. Joseph Antony Samy, S.J.

Principal

Loyola College, Chennai – 34



**INTERNAL QUALITY ASSURANCE CELL (IQAC)  
LOYOLA COLLEGE (AUTONOMOUS), CHENNAI - 34**

---

**A Report on the Feedback of the Faculty on Curriculum, 2015-16**

“Learning gives creativity, creativity leads to thinking, thinking provides knowledge, and knowledge makes you great.” – Abdul Kalam

Loyola College believes in imparting quality education and as a measure to sustain quality in all its academic and administrative tasks, the college obtains feedback from the teaching faculty before the Academic Council meeting every semester. IQAC conducts an online feedback session where the questionnaire includes important aspects of the curriculum like the need-based importance of the curriculum, clarity of course objectives, the effectiveness of course contents and activities, effectiveness of teaching-learning-assessment, variety of courses under CBCS, etc. The feedback was analysed according to different streams: Arts, Commerce, and Sciences.

No. of questions: 12

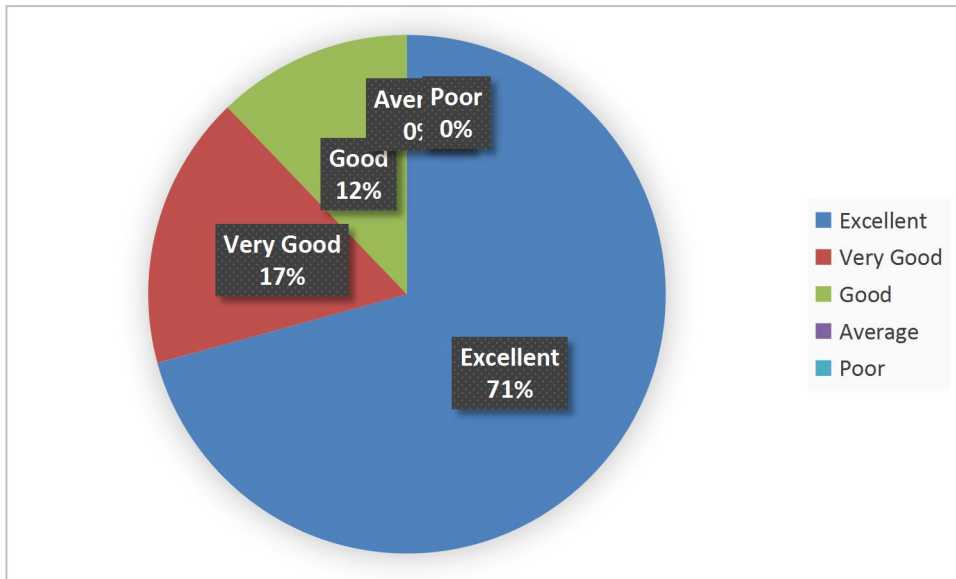
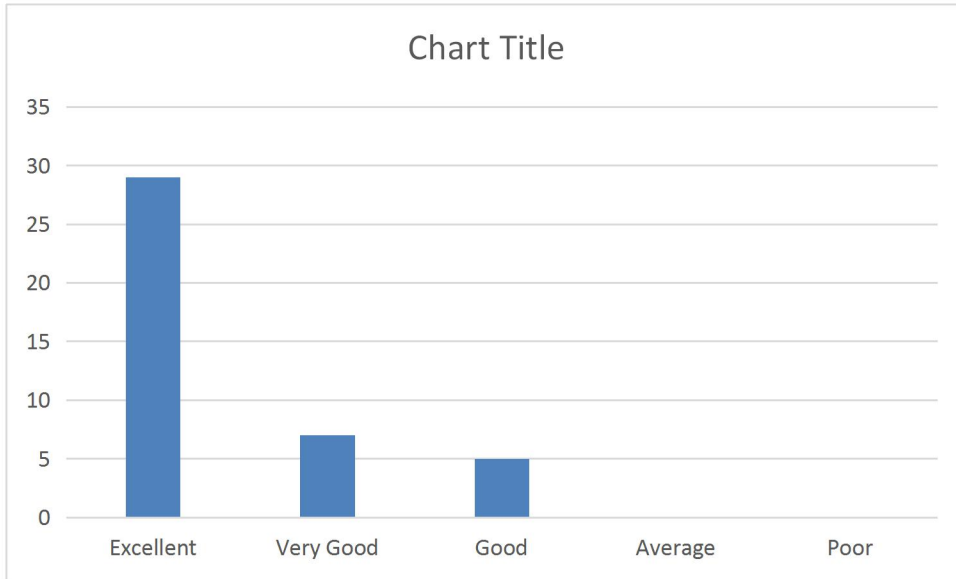
No. of participants: Commerce – 41, Arts – 120, Science - 122

## TEACHER FEEDBACK QUESTIONNAIRE ON CURRICULUM 2014-15

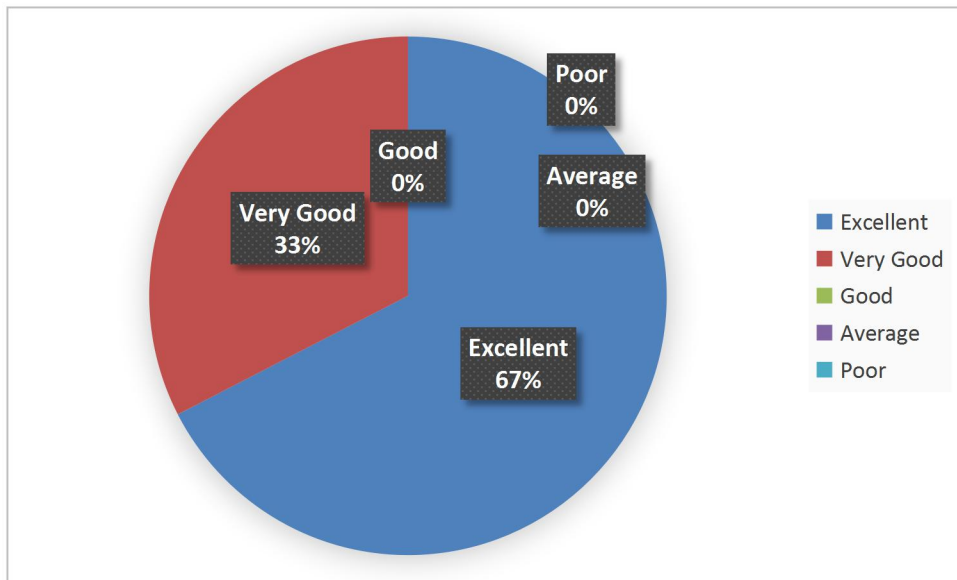
Commerce							
S.No.	Statement	Excellent	Very Good	Good	Average	Poor	Total
1	Course Content is Relevant and Need Based	31	7	5	0	0	43
2	Course objectives are well defined and clear to staff and students	29	14	0	0	0	43
3	Course Content has enough scope for development of analytical, logical, technical and creative skills to the students	27	9	7	0	0	43
4	Course activities (Internships / Field Visit/ Guest Lectures/ Assignments/Seminars/Others) are relevant for development of various skills for employment and self-employment	28	15	0	0	0	43
5	The course/syllabus has good balance between theory and lab work	11	24	8	0	0	43
6	Courses motivate students to use various resources that are available in the college and outside for their effective learning	16	11	16	0	0	43
7	The curriculum design Teaching-Learning-Assessment and Examination are effectively carried out on time	25	11	7	0	0	43
8	The assessment and evaluation system objectively measures the graduation outcome.	36	7	0	0	0	43
9	The curriculum contains a wide range of courses under choice based credit system	35	6	2	0	0	43
10	The college has enough relevant resources which are updated regularly for teaching learning purposes	29	11	3	0	0	43
11	The academic freedom and opportunity that are available for curriculum development, administration and evaluation in the college is:	34	9	0	0	0	43
12	The opportunity available out of the course/syllabus for the enhancement of my knowledge and perspective in the discipline is:	25	9	9	0	0	43
		326	133	57	0	0	516

# Commerce

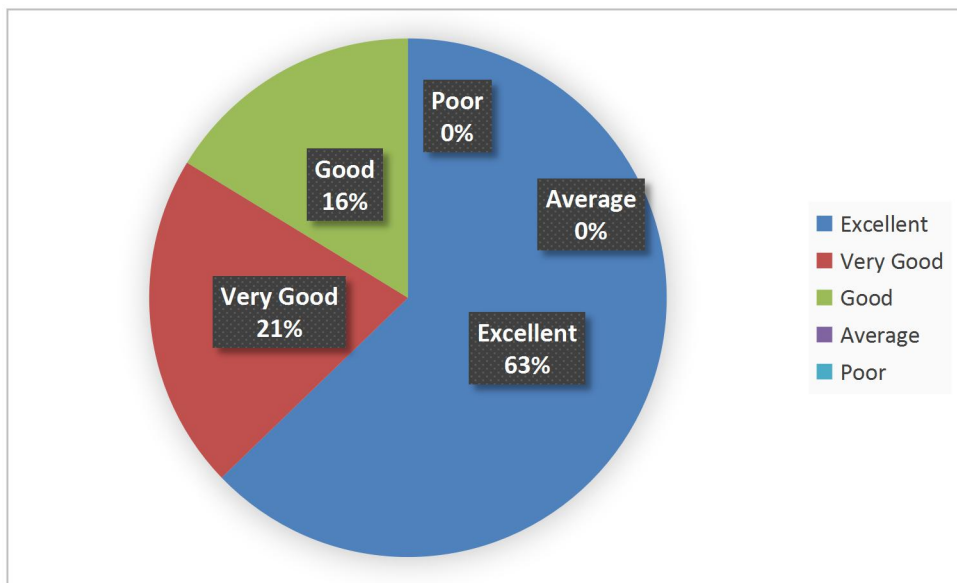
## 1. Course Content is Relevant and Need Based



## 2. Course objectives are well defined and clear to staff and students

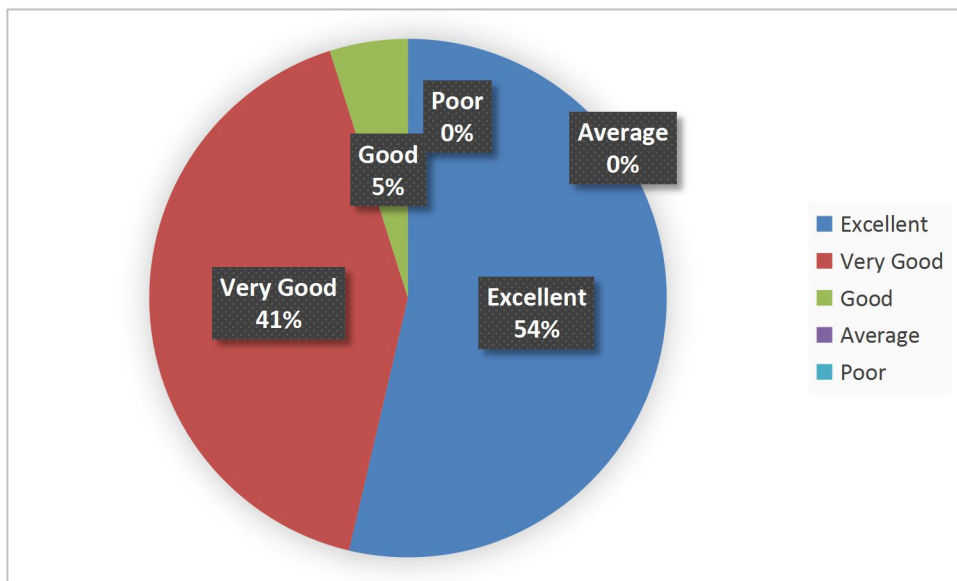
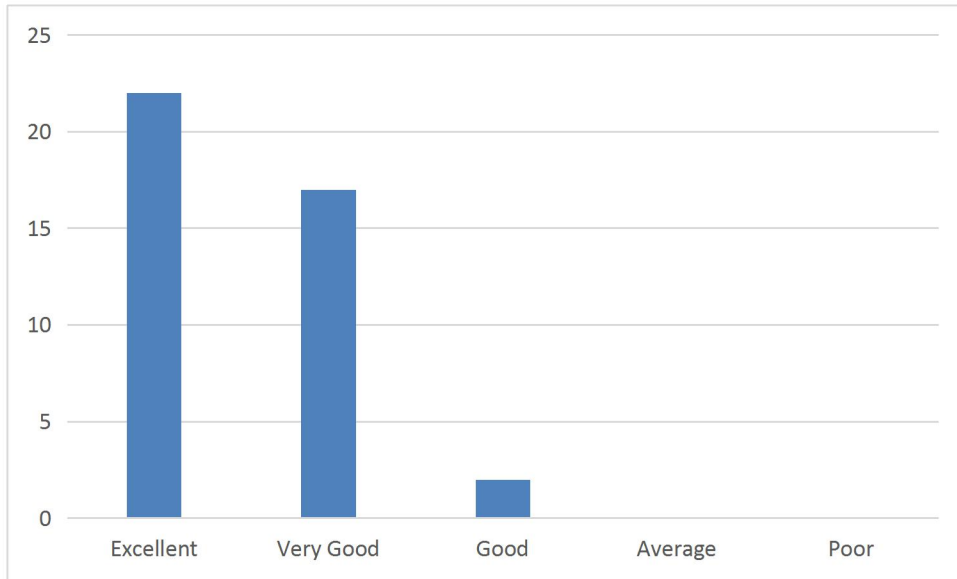


3. Course Content has enough scope for development of analytical, logical, technical and creative skills to the students

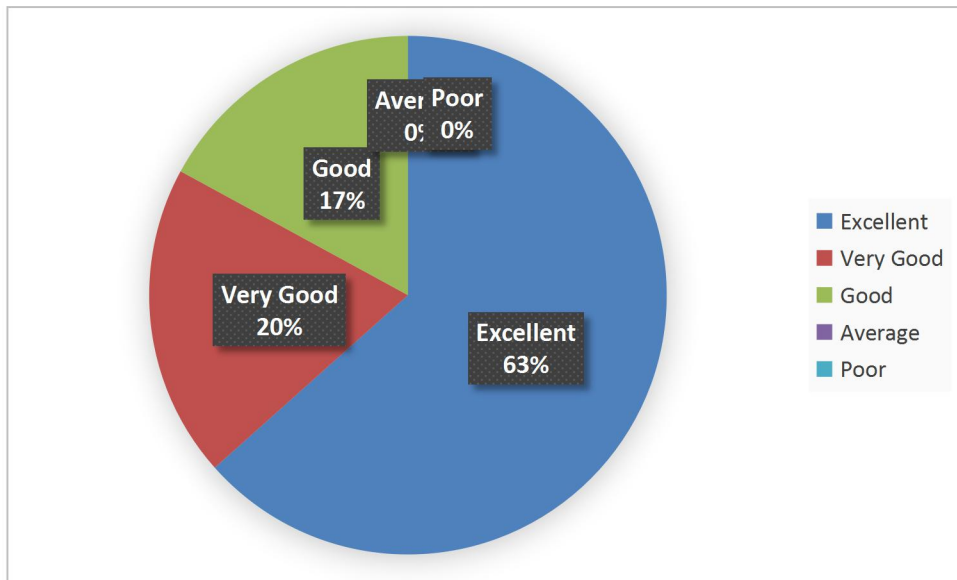
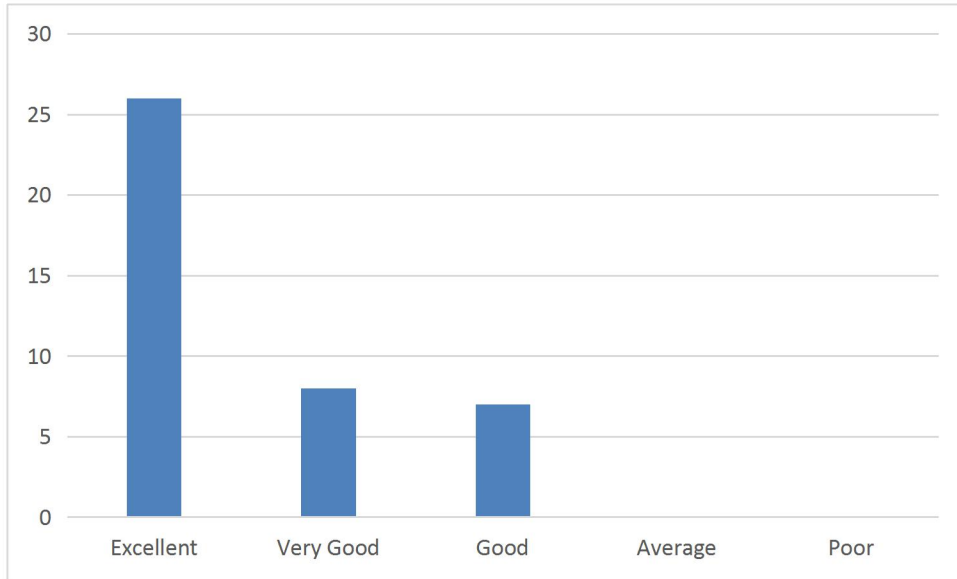




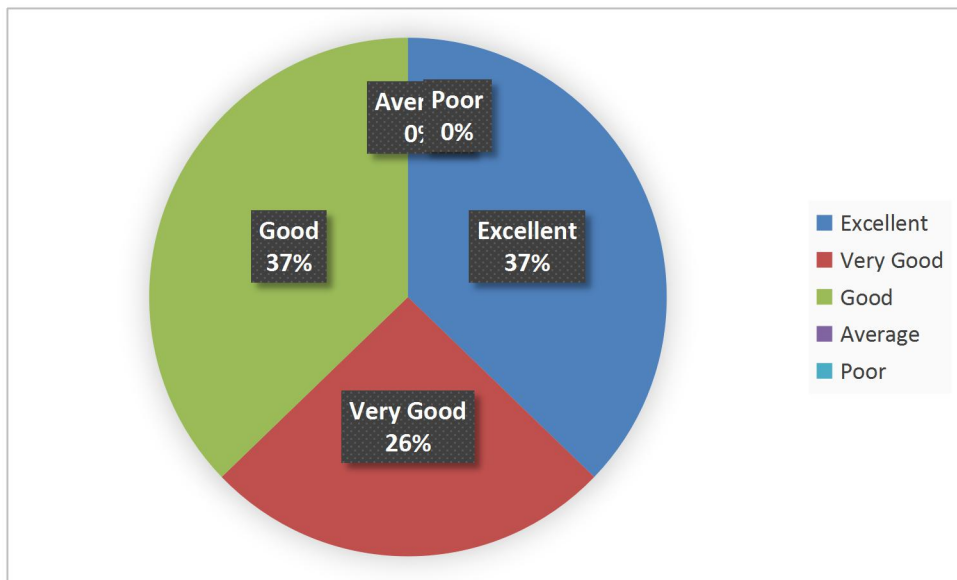
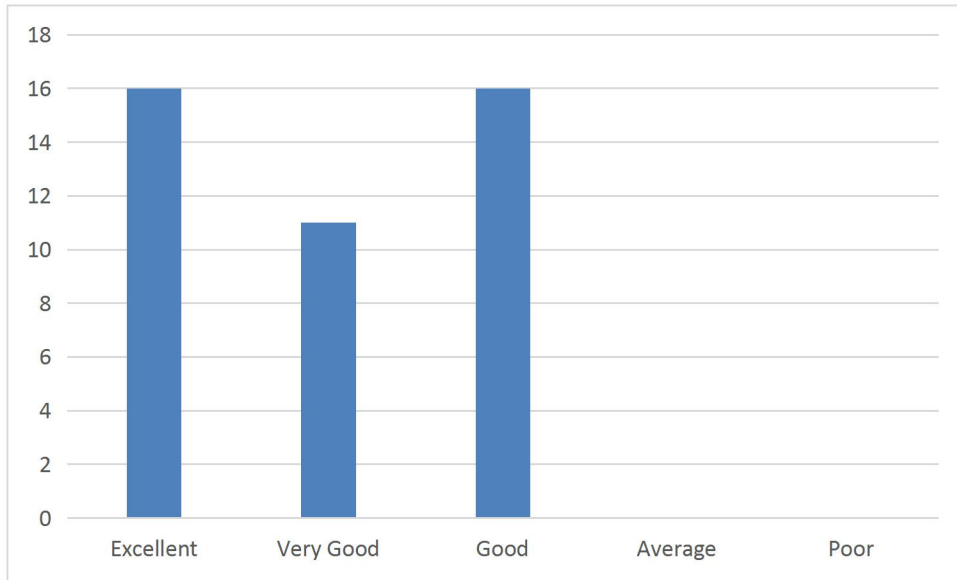
4. Course activities (Internships / Field Visit/ Guest Lectures/ Assignments/Seminars/Others) are relevant for development of various skills for employment and self-employment



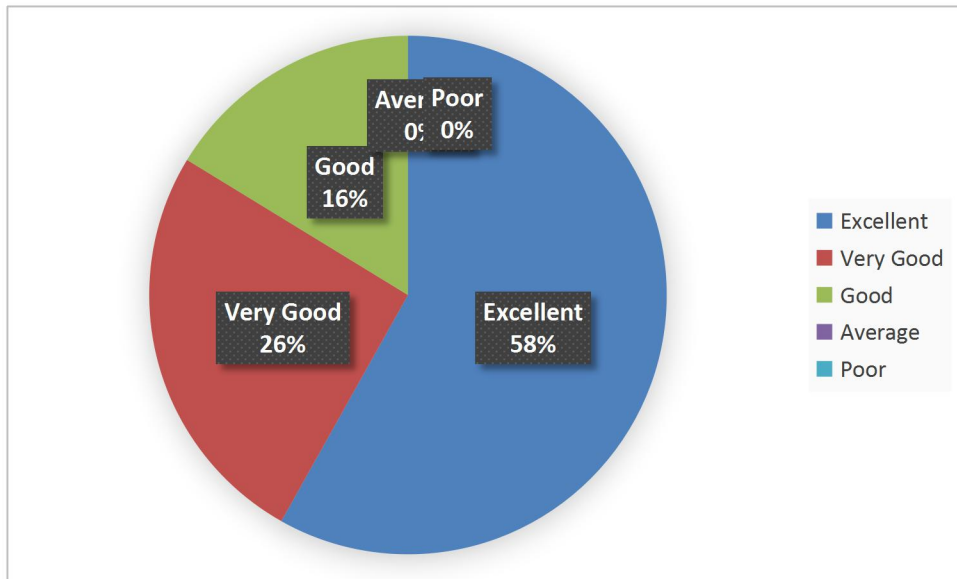
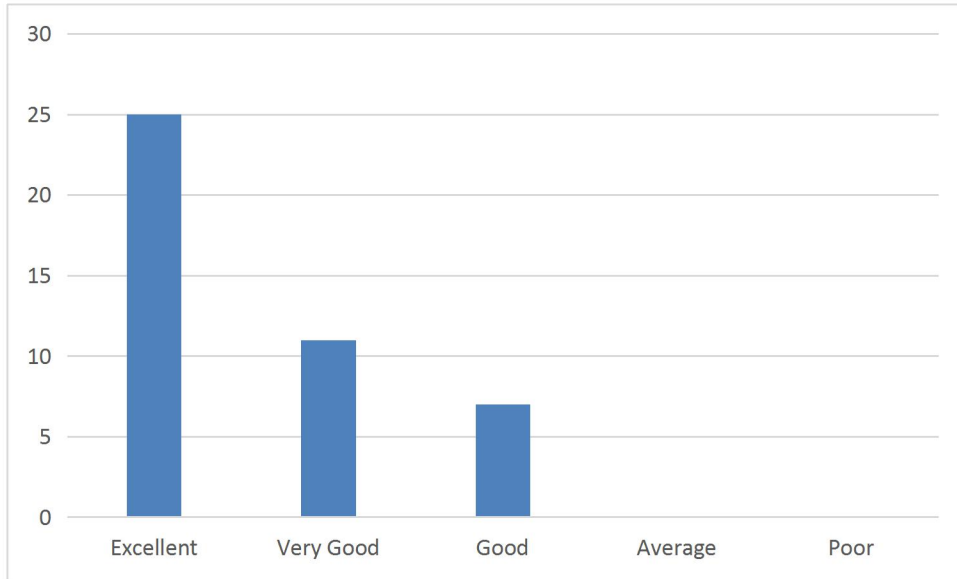
5. The course/syllabus has good balance between theory and lab work



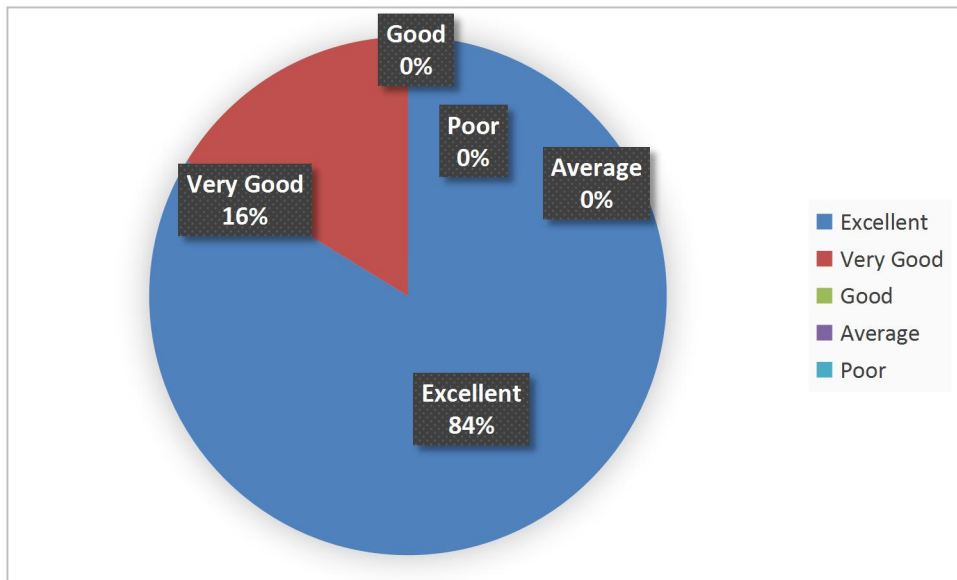
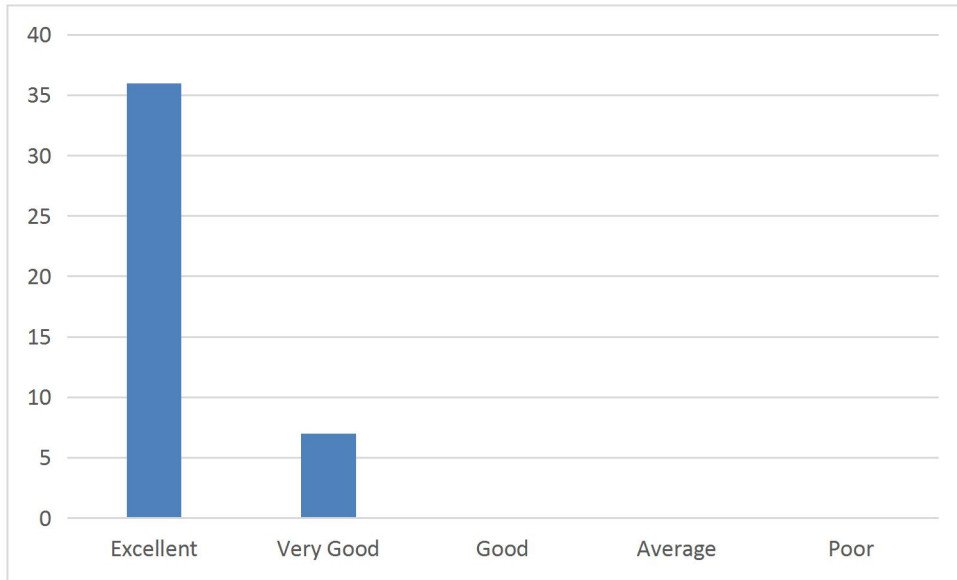
6. Courses motivate students to use various resources that are available in the college and outside for their effective learning



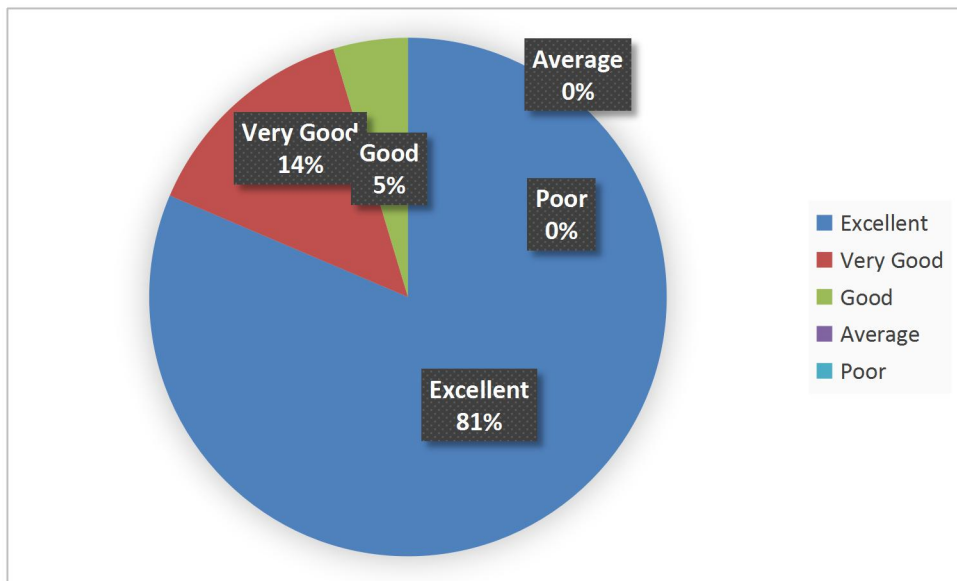
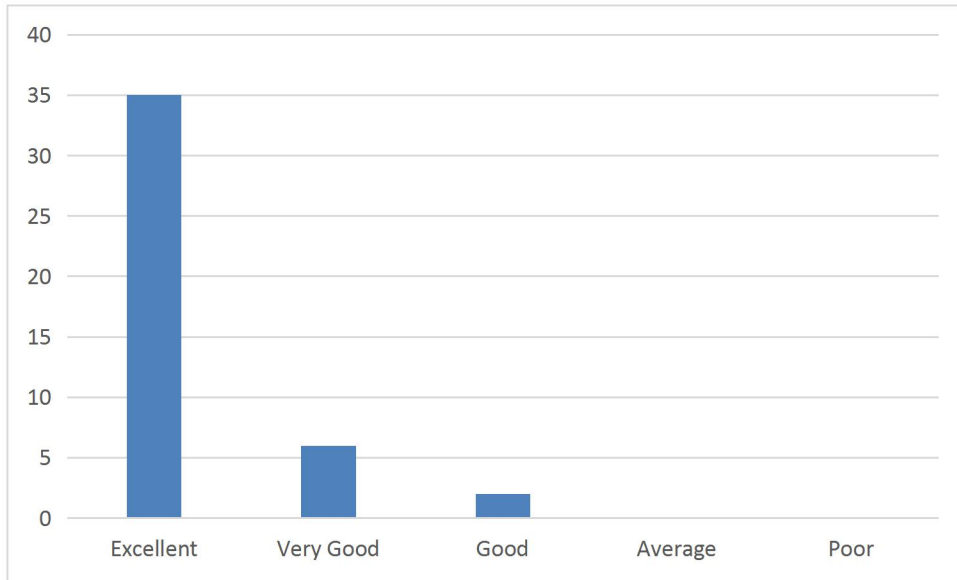
7. The curriculum design Teaching-Learning-Assessment and Examination are effectively carried out on time



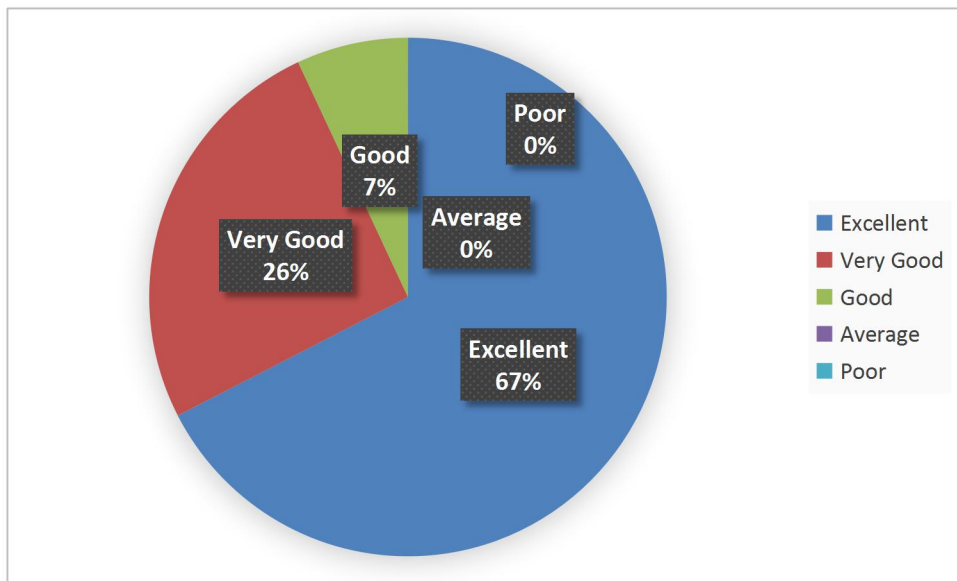
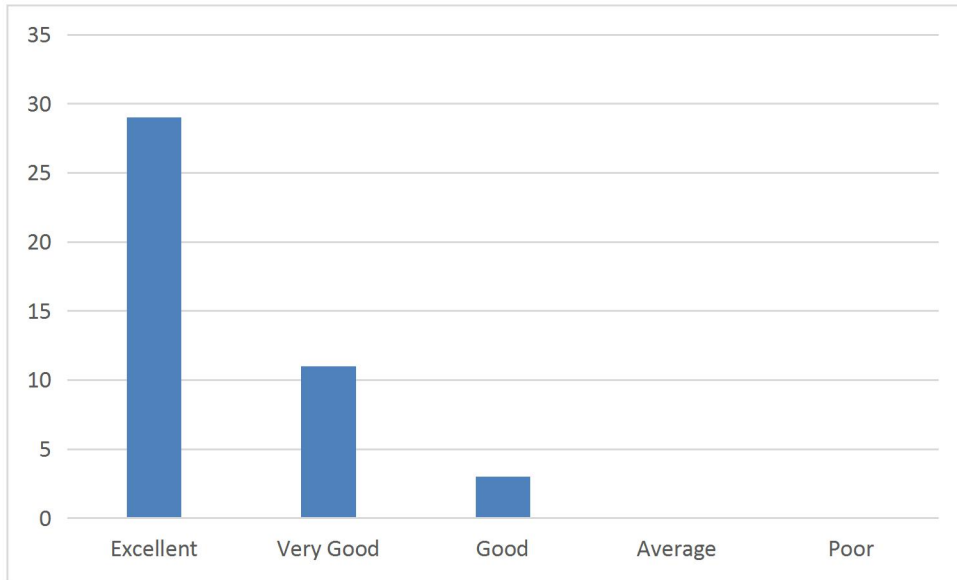
8. The assessment and evaluation system objectively measures the graduation outcome.



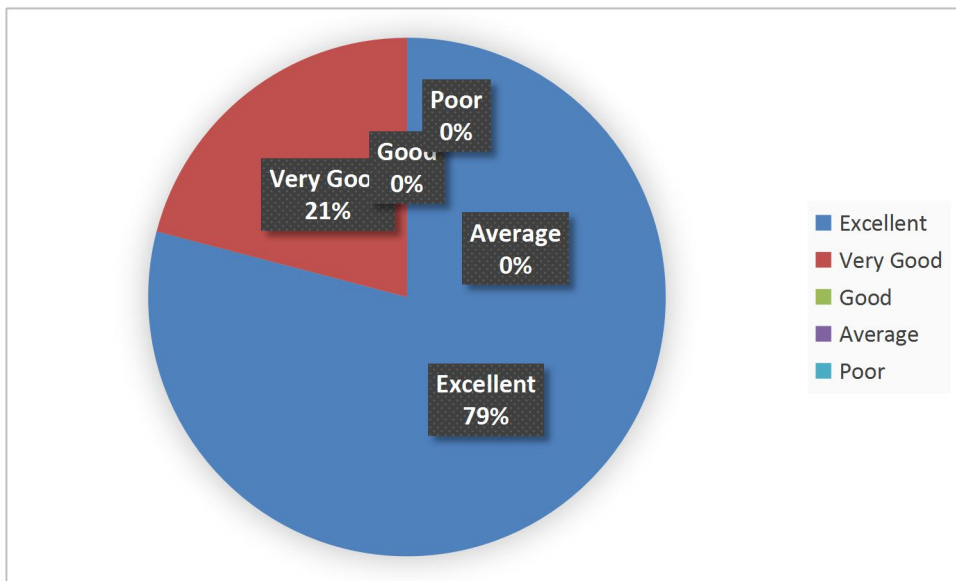
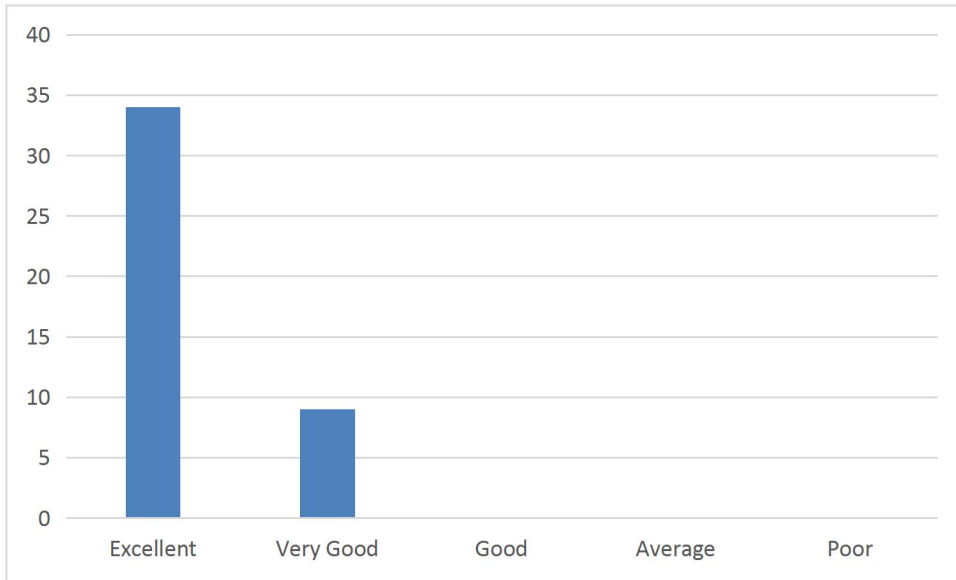
9. The curriculum contains a wide range of courses under choice based credit system



10. The college has enough relevant resources which are updated regularly for teaching learning purposes

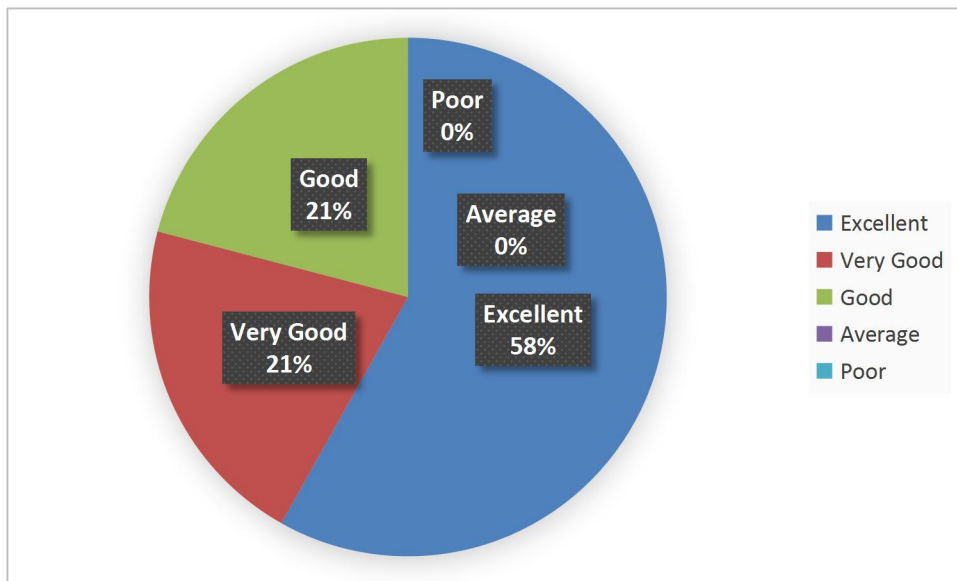
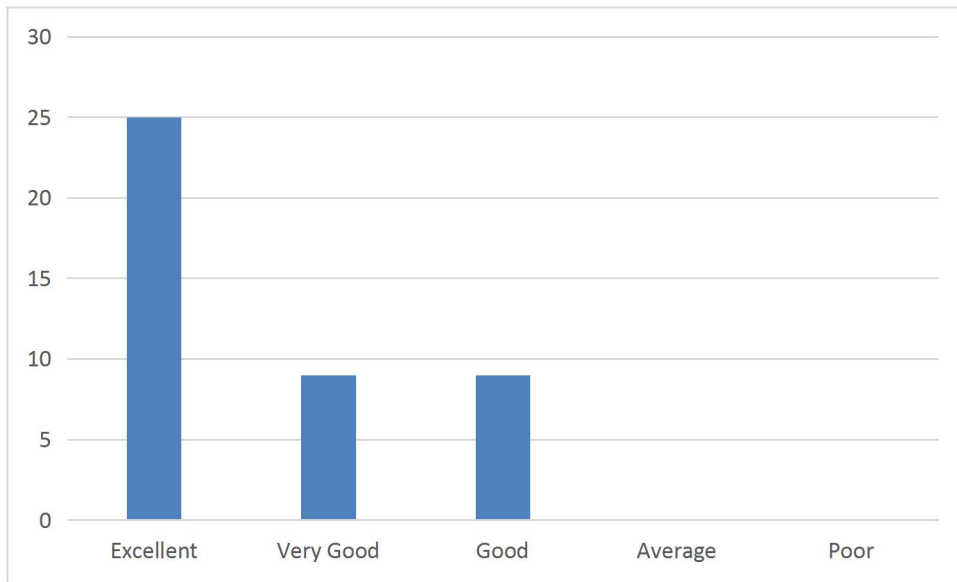


11. The academic freedom and opportunity that are available for curriculum development, administration and evaluation in the college is:





12. The opportunity available out of the course/syllabus for the enhancement of my knowledge and perspective in the discipline is:

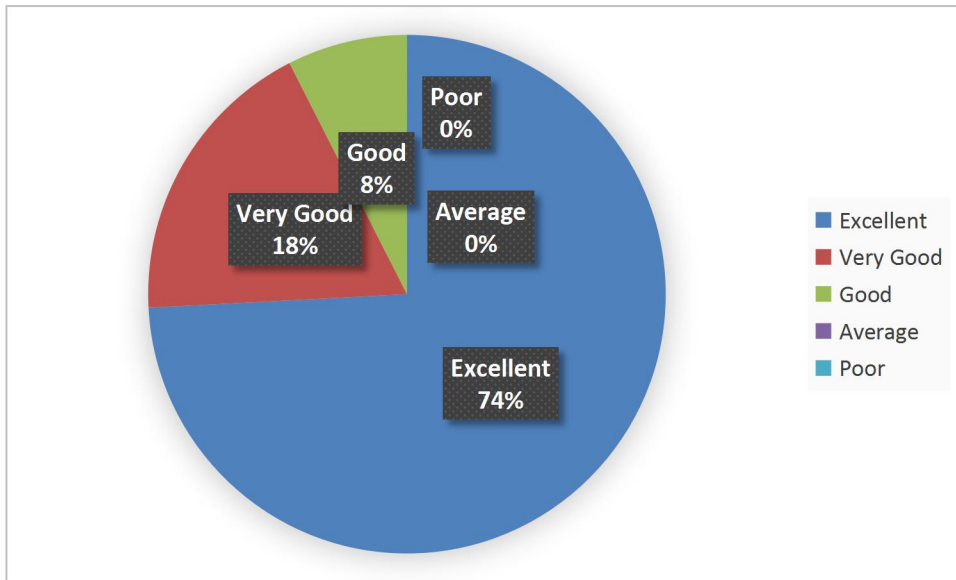
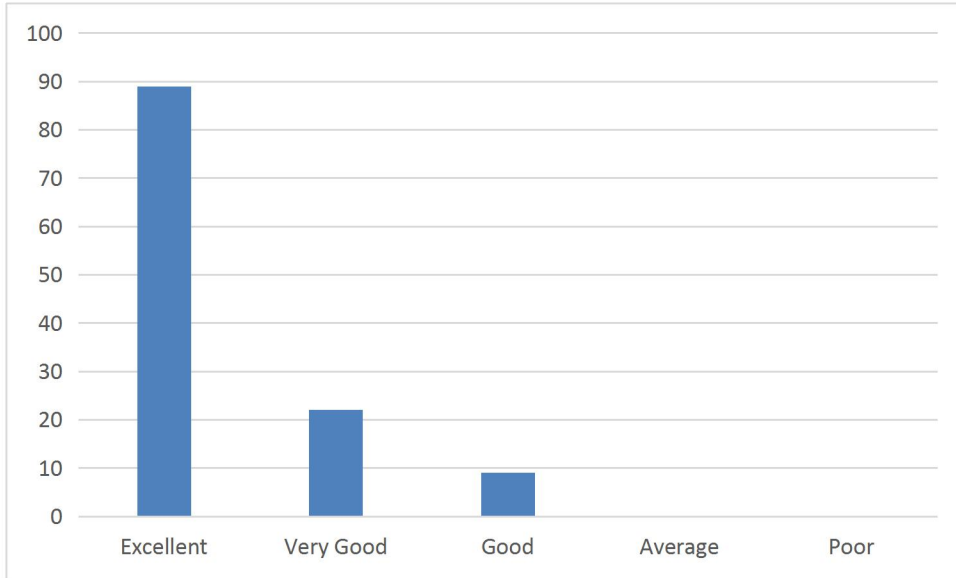


## TEACHER FEEDBACK QUESTIONNAIRE ON CURRICULUM 2014-15

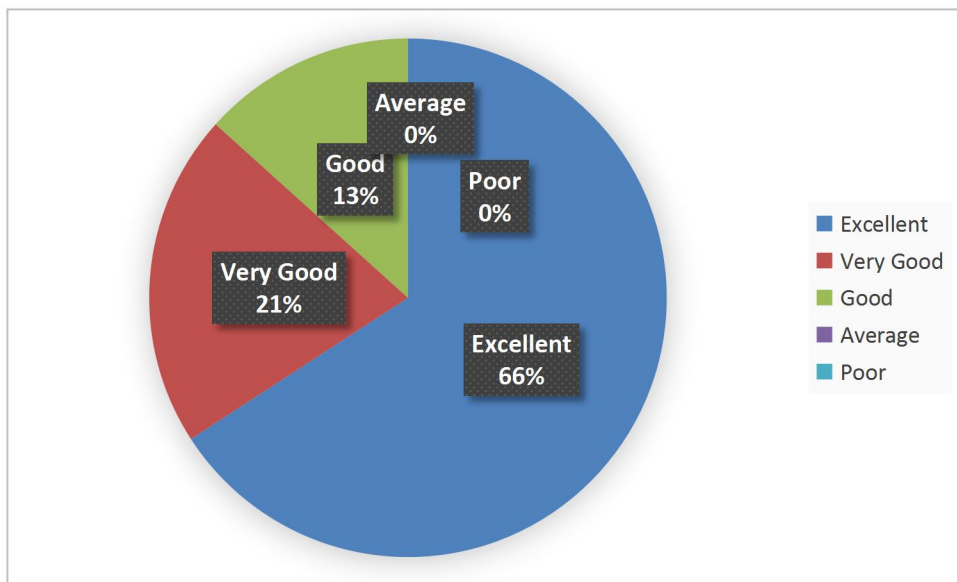
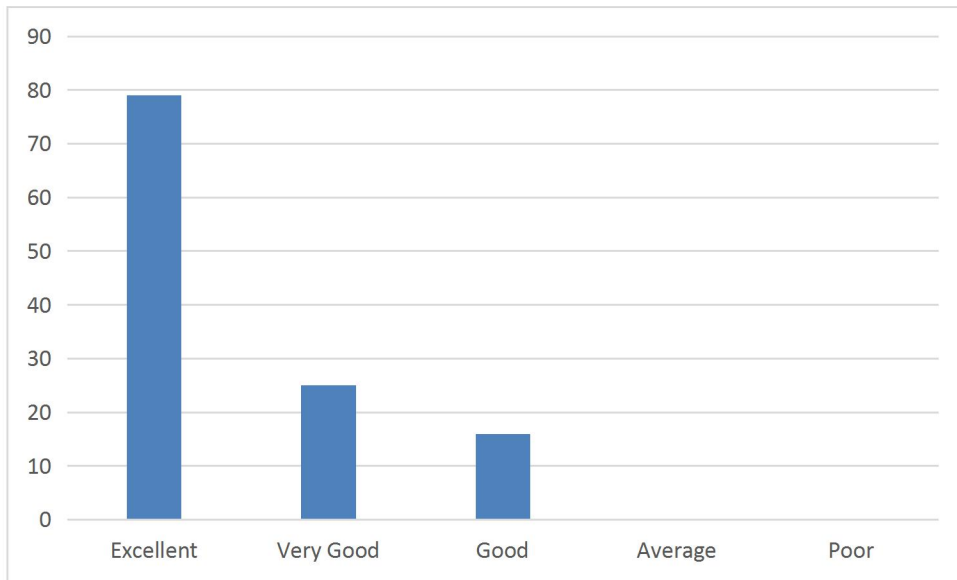
S.No.	Arts	Excellent	Very Good	Good	Average	Poor	Total
1	Course Content is Relevant and Need Based	89	22	9	0	0	120
2	Course Outcomes are well defined and clear to staff and students	79	25	16	0	0	120
3	Course Content has enough scope for development of analytical, logical, technical and creative skills to the students	59	22	35	4	0	120
4	Course activities (Internships / Field Visit/ Guest Lectures/ Assignments/Seminars/Others) are relevant for development of various skills for employment and self-employment	89	22	9	0	0	120
5	The course/syllabus has good balance between theory and lab work	55	34	25	6	0	120
6	Courses motivate students to use various resources that are available in the college and outside for their effective learning	80	18	22	0	0	120
7	The curriculum design Teaching-Learning-Assessment and Examination are effectively carried out on time	120	0	0	0	0	120
8	The assessment and evaluation system objectively measures the graduation outcome.	42	65	11	2	0	120
9	The curriculum contains a wide range of courses under choice based credit system	105	13	1	1	0	120
10	The college has enough relevant resources which are updated regularly for teaching learning purposes	100	10	10	0	0	120
11	The academic freedom and opportunity that are available for curriculum development, administration and evaluation in the college is:	112	7	2	0	0	121
12	The opportunity available out of the course/syllabus for the enhancement of my knowledge and perspective in the discipline is:	101	10	8	1	0	120
		1031	248	148	14	0	1441

# Arts

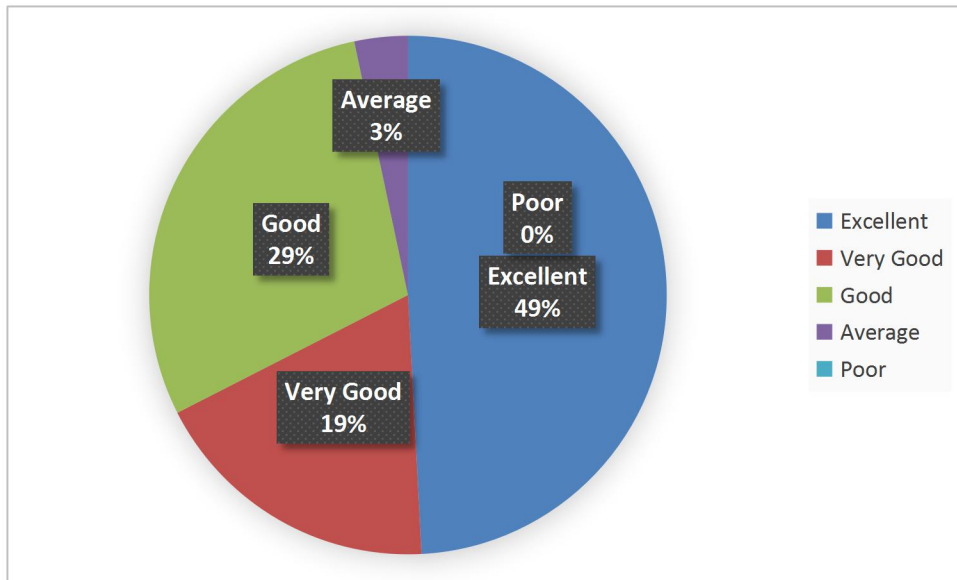
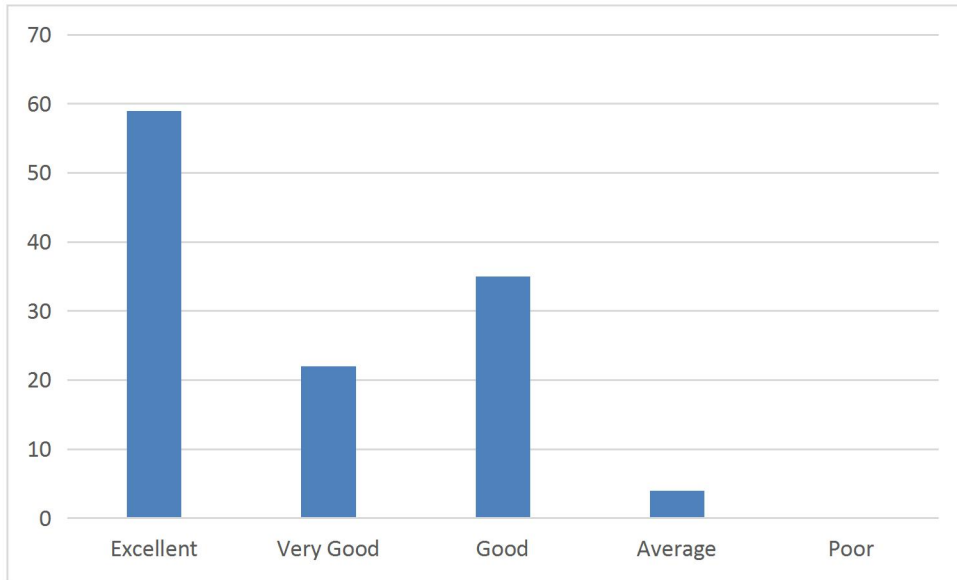
## 1. Course Content is Relevant and Need Based



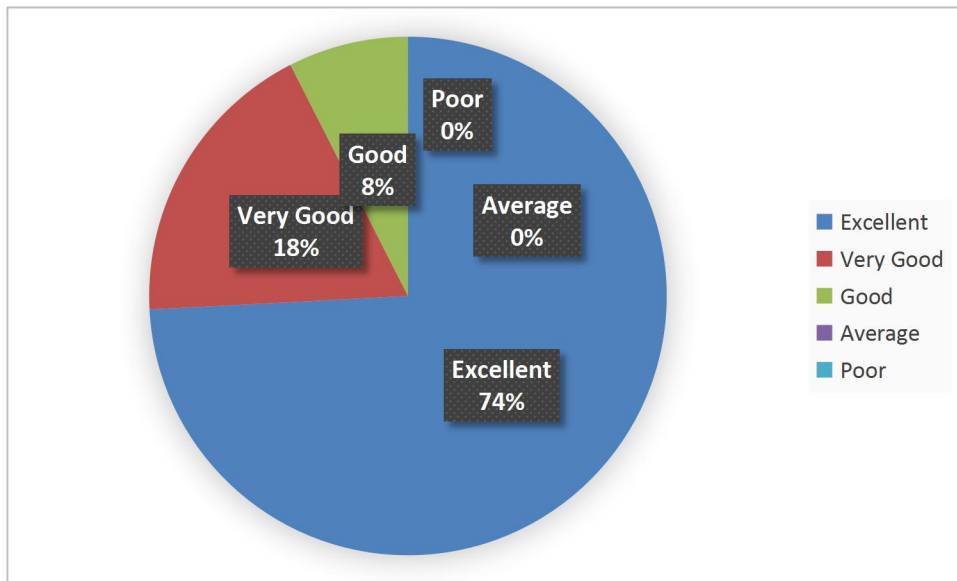
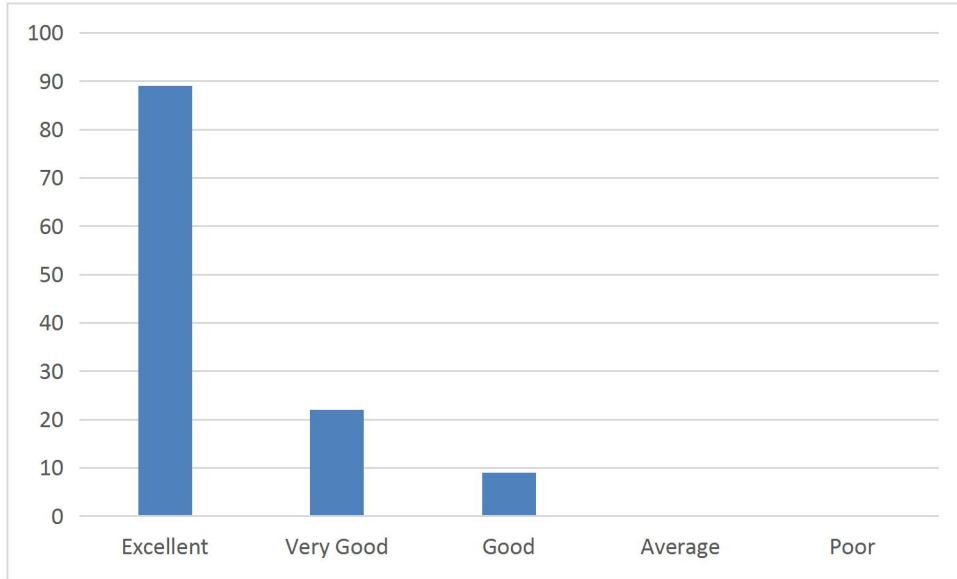
## 2. Course Outcomes are well defined and clear to staff and students



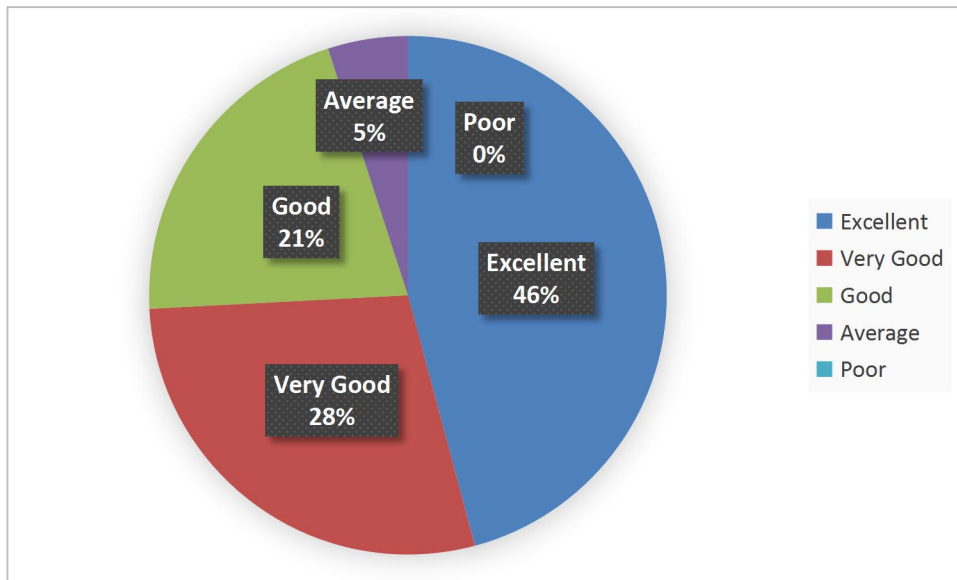
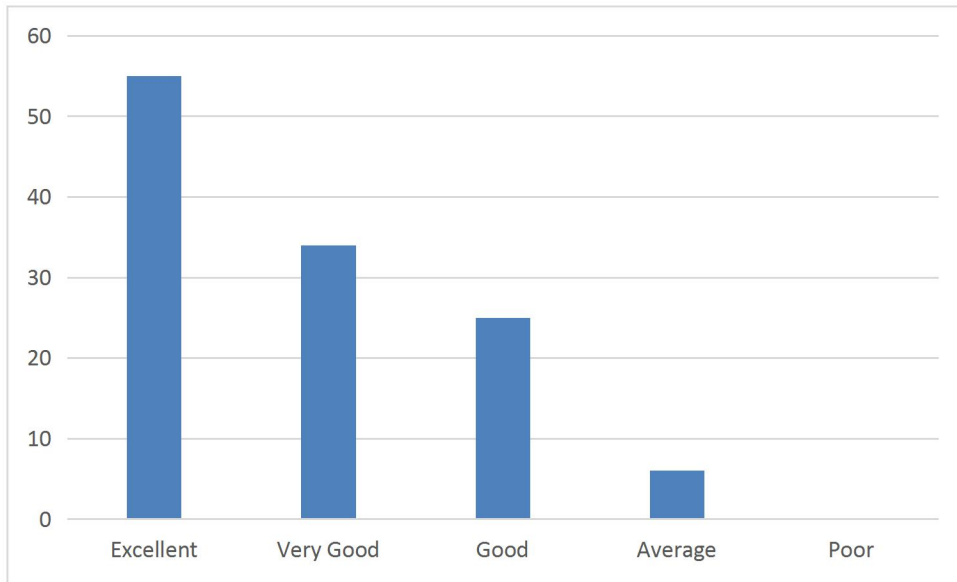
3. Course Content has enough scope for development of analytical, logical, technical and creative skills to the students



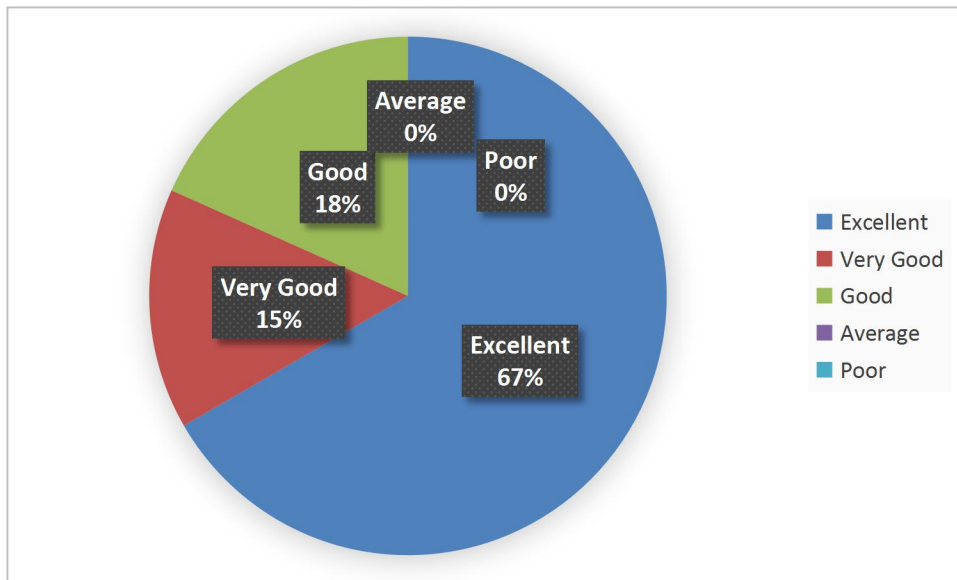
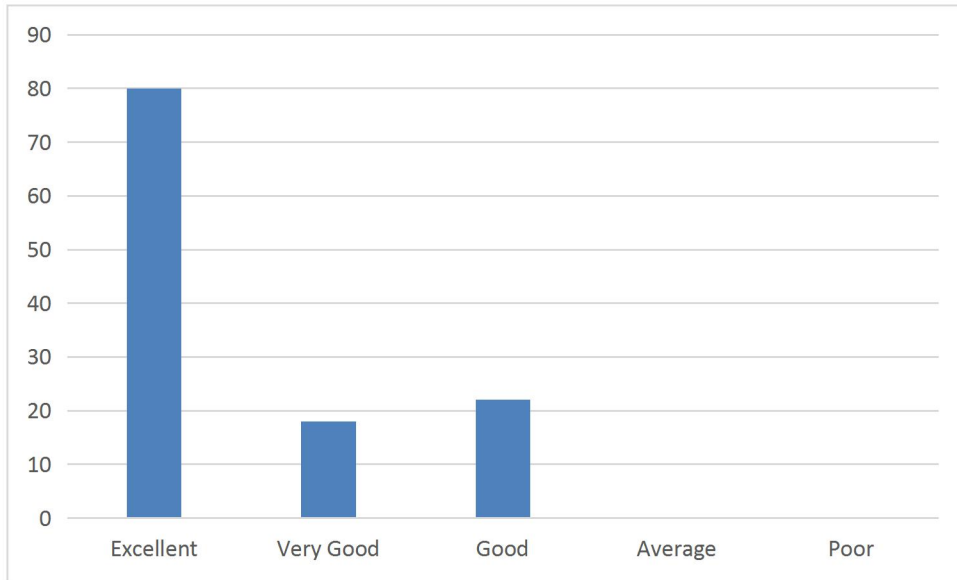
4. Course activities (Internships / Field Visit/ Guest Lectures/ Assignments/Seminars/Others) are relevant for development of various skills for employment and self-employment



## 5. The course/syllabus has good balance between theory and lab work

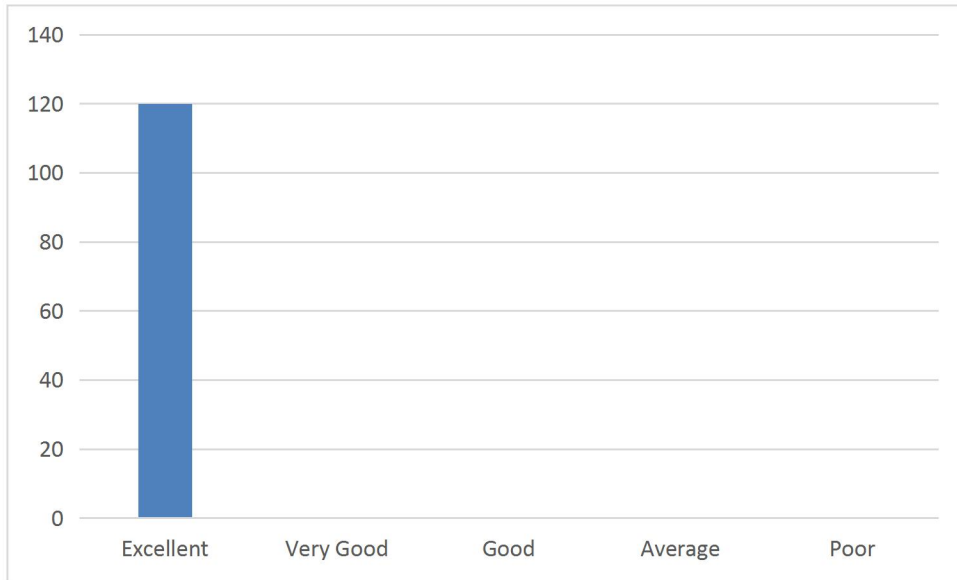


6. Courses motivate students to use various resources that are available in the college and outside for their effective learning

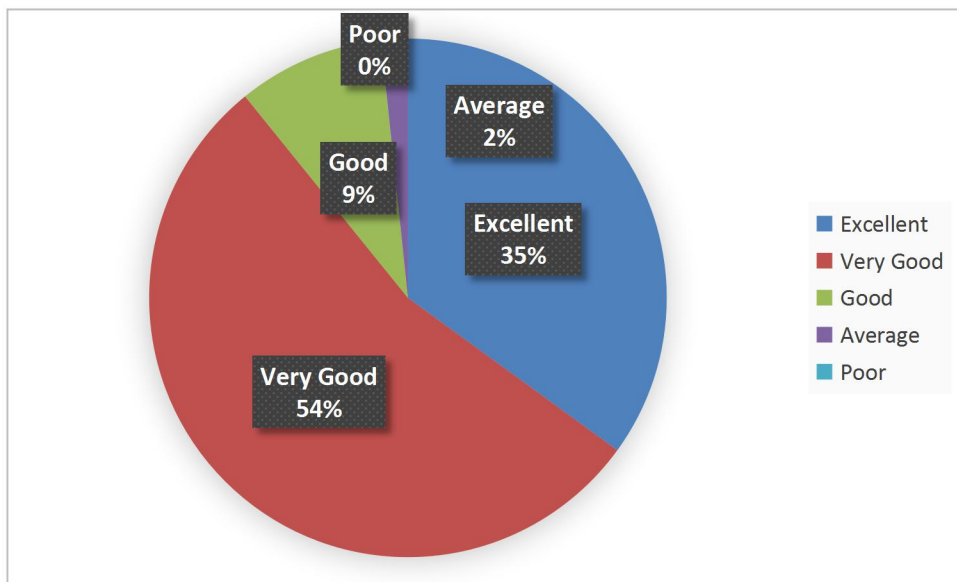
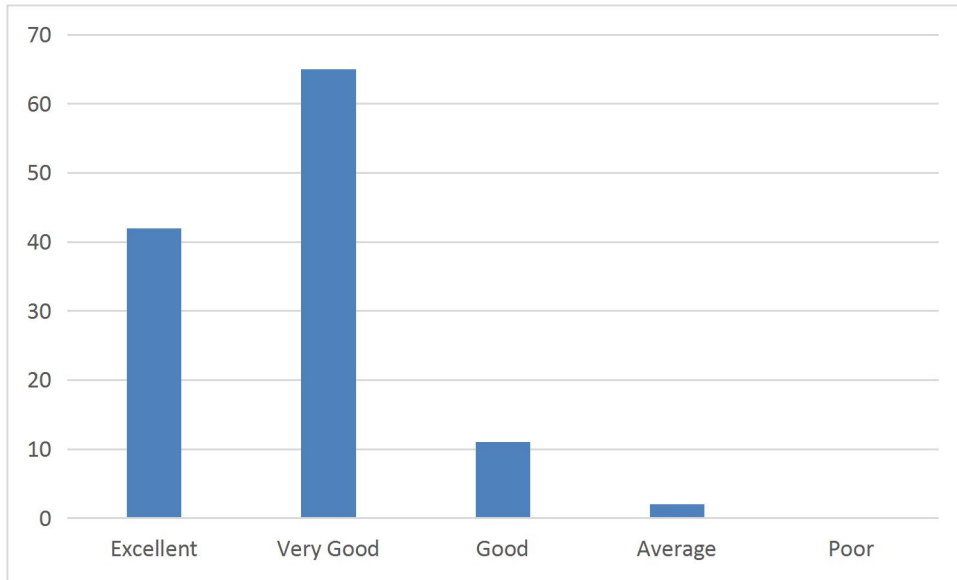




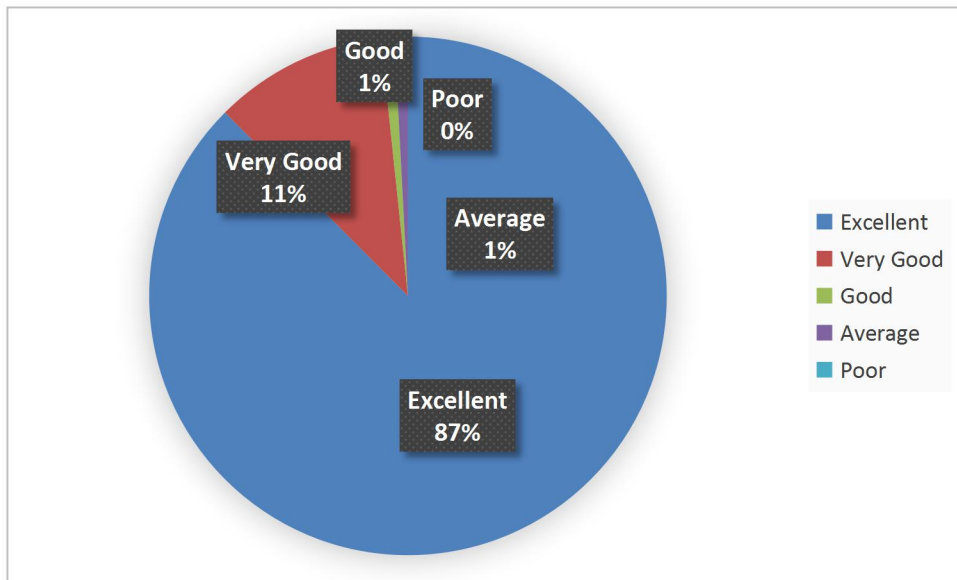
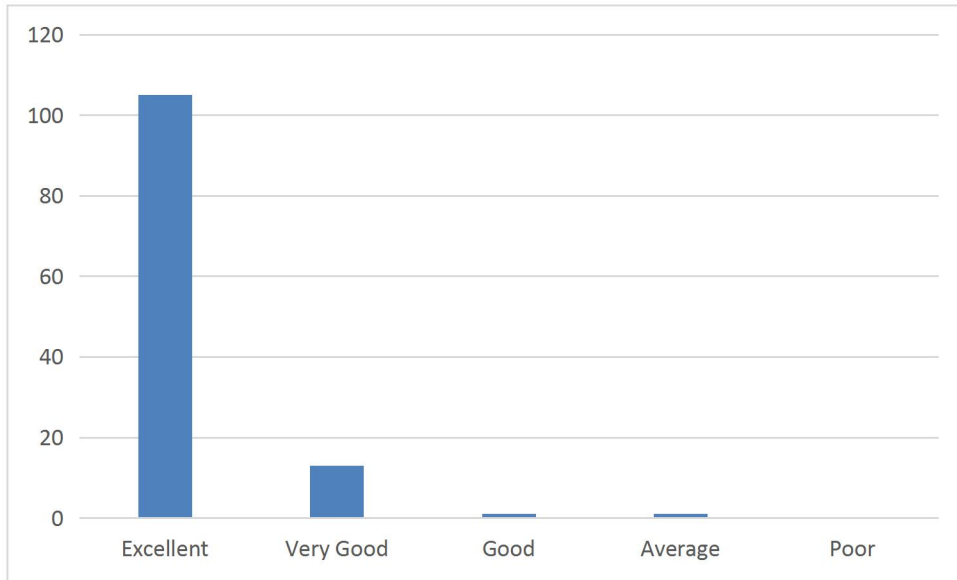
## 7. The curriculum design Teaching-Learning-Assessment and Examination are effectively carried out on time



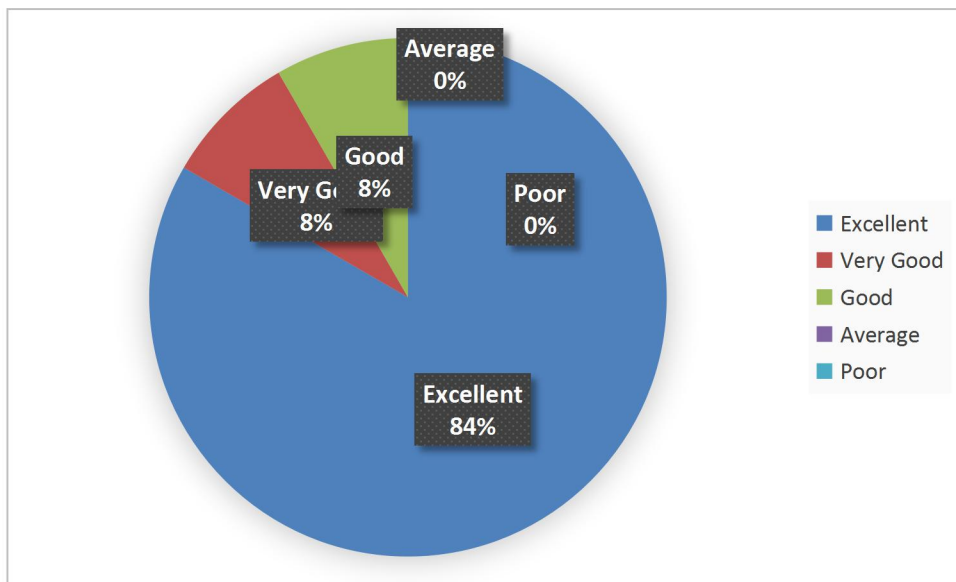
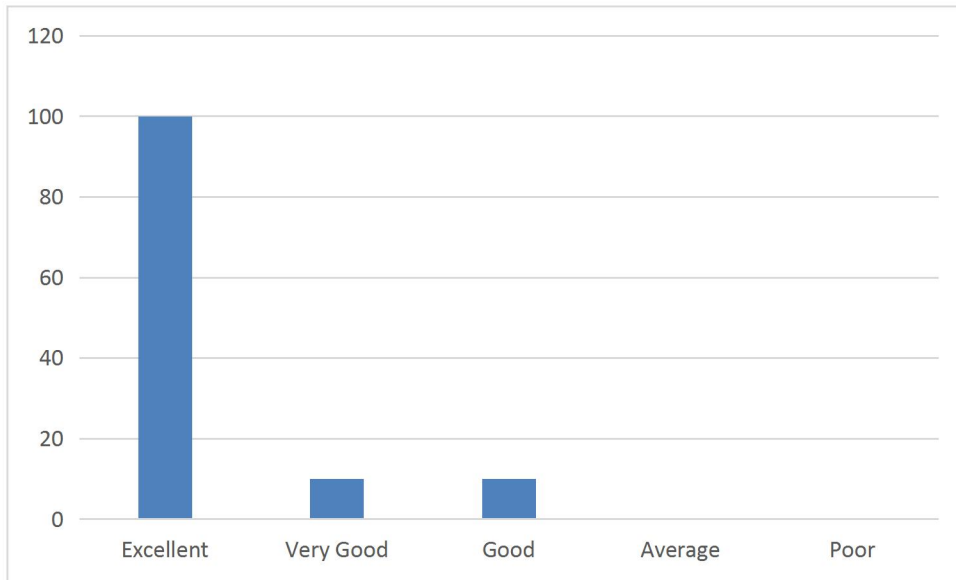
8. The assessment and evaluation system objectively measures the graduation outcome.



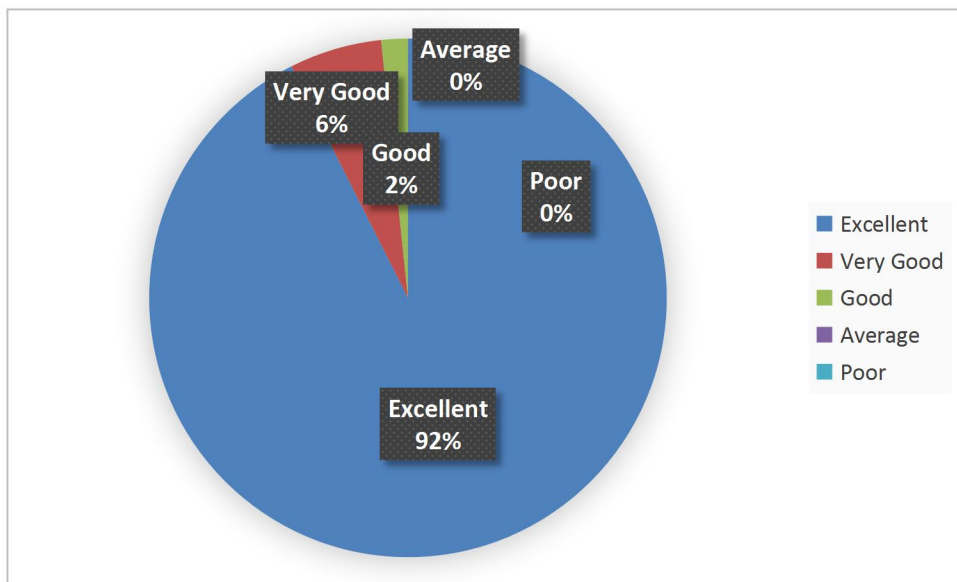
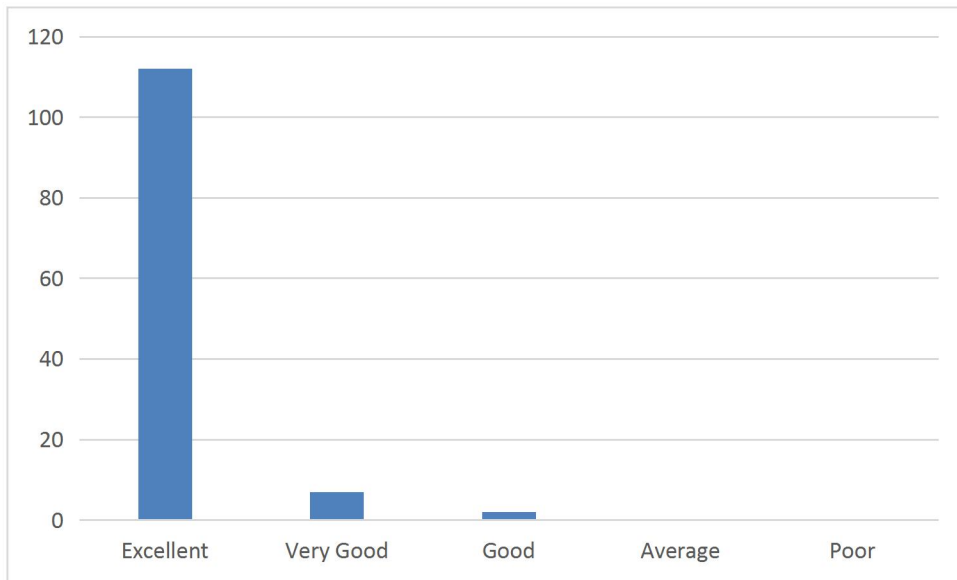
9. The curriculum contains a wide range of courses under choice based credit system



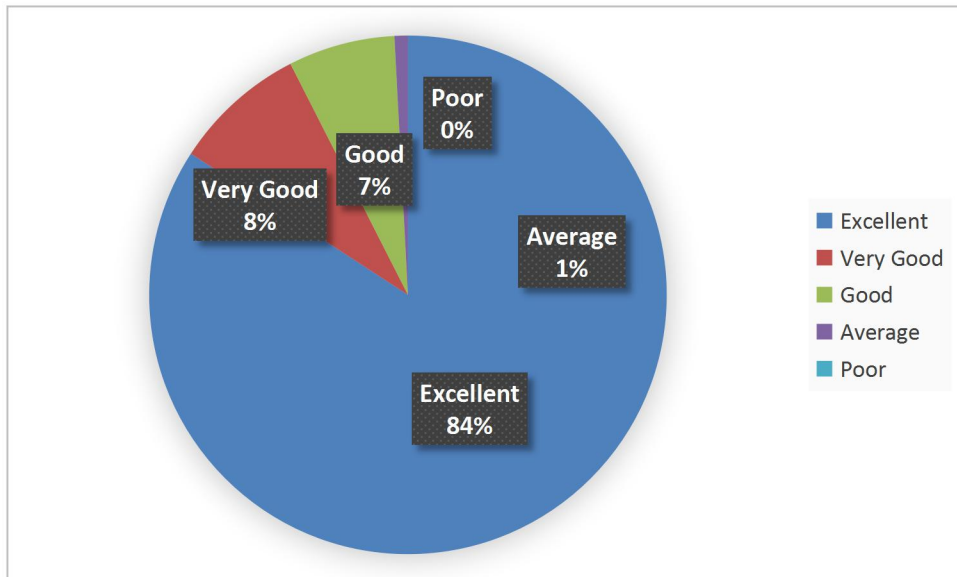
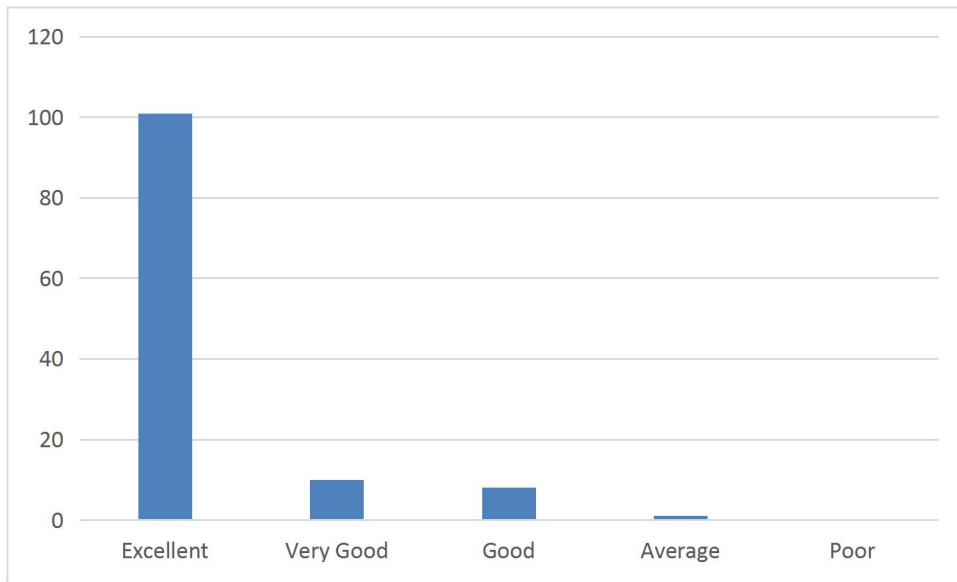
10. The college has enough relevant resources which are updated regularly for teaching learning purposes



11. The academic freedom and opportunity that are available for curriculum development, administration and evaluation in the college is:



12. The opportunity available out of the course/syllabus for the enhancement of my knowledge and perspective in the discipline is:

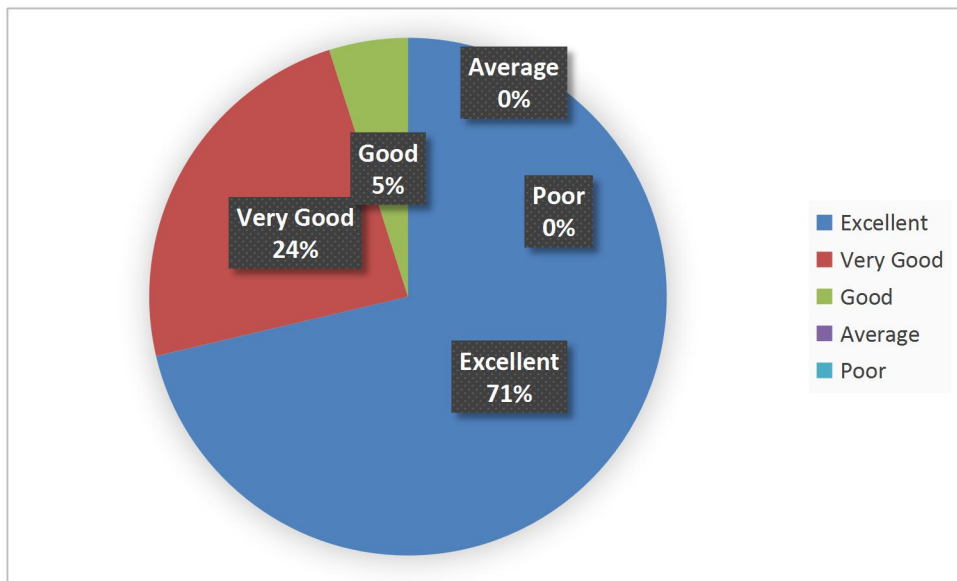
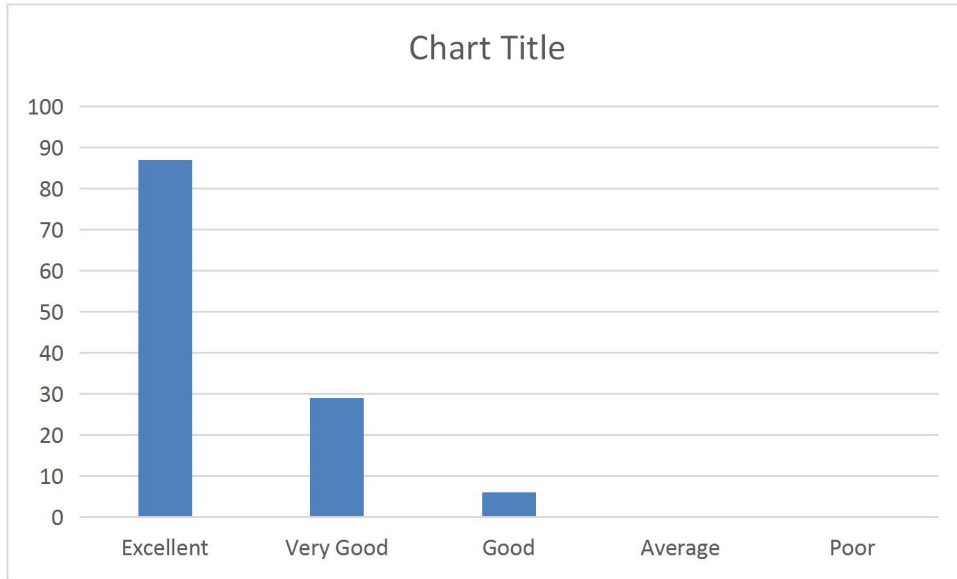


**TEACHER FEEDBACK QUESTIONNAIRE ON CURRICULUM 2014-15**

S.No.	Science	Excellent	Very Good	Good	Average	Poor	Total
1	Course Content is Relevant and Need Based	87	29	6	0	0	122
2	Course objectives are well defined and clear to staff and students	101	18	3	0	0	122
3	Course Content has enough scope for development of analytical, logical, technical and creative skills to the students	96	26	0	0	0	122
4	Course activities (Internships / Field Visit/ Guest Lectures/ Assignments/Seminars/Others) are relevant for development of various skills for employment and self-employment	67	33	22	0	0	122
5	The course/syllabus has good balance between theory and lab work	71	44	7	0	0	122
6	Courses motivate students to use various resources that are available in the college and outside for their effective learning	80	43	0	0	0	123
7	The curriculum design Teaching-Learning-Assessment and Examination are effectively carried out on time	80	38	4	0	0	122
8	The assessment and evaluation system objectively measures the graduation outcome.	71	44	7	0	0	122
9	The curriculum contains a wide range of courses under choice based credit system	35	48	37	2	0	122
10	The college has enough relevant resources which are updated regularly for teaching learning purposes	90	27	5	0	0	122
11	The academic freedom and opportunity that are available for curriculum development, administration and evaluation in the college is:	64	48	9	1	0	122
12	The opportunity available out of the course/syllabus for the enhancement of my knowledge and perspective in the discipline is:	99	10	12	0	1	122
		941	408	112	3	1	1465

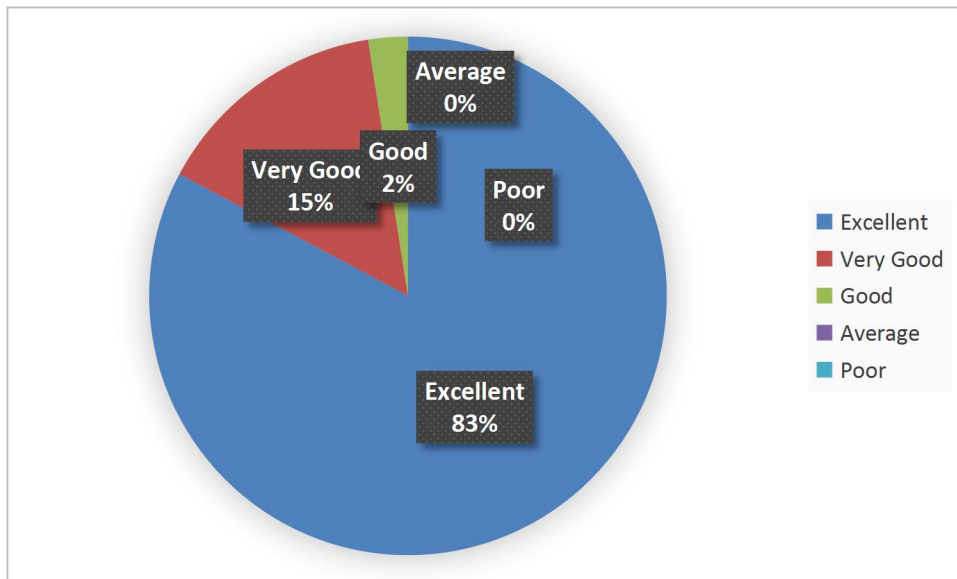
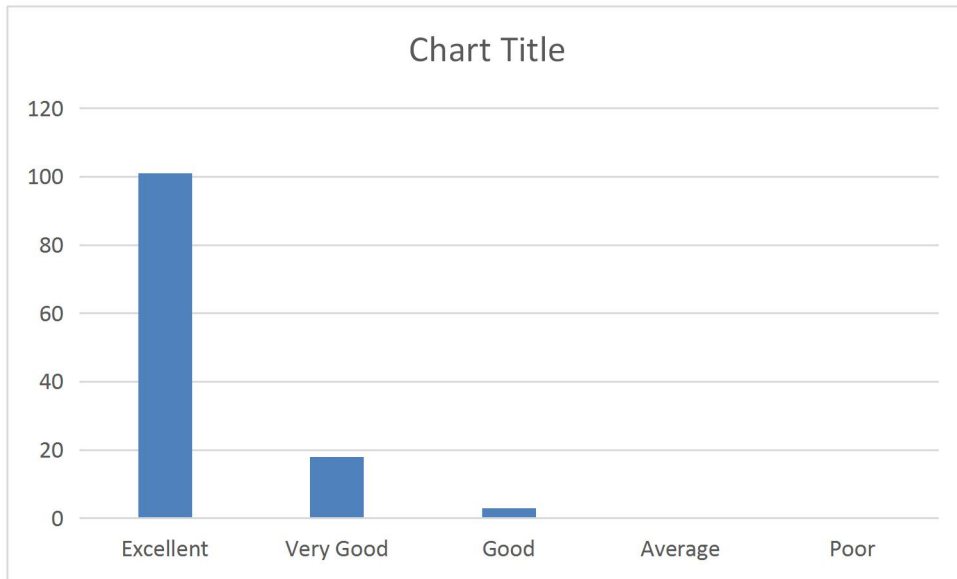
# Science

## 1. Course Content is Relevant and Need Based

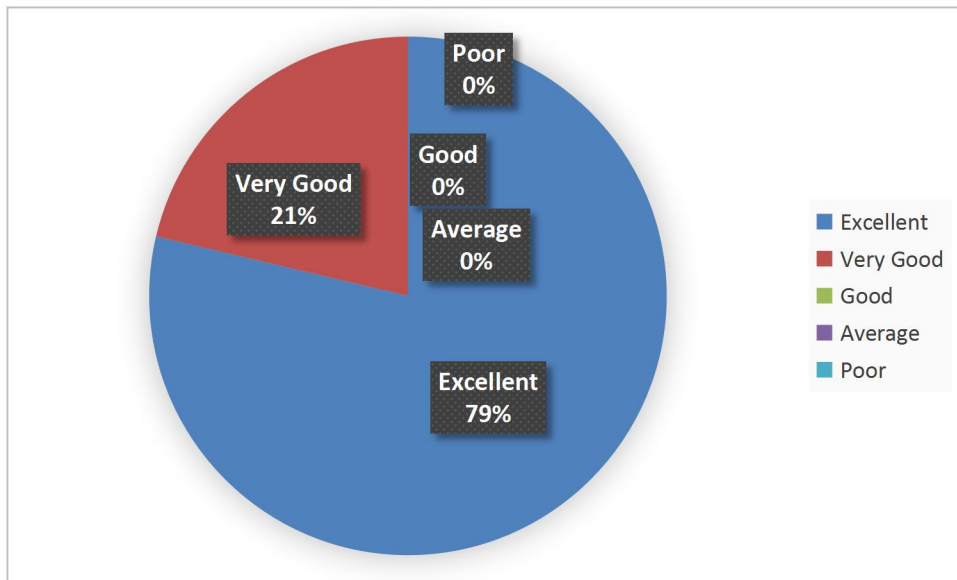
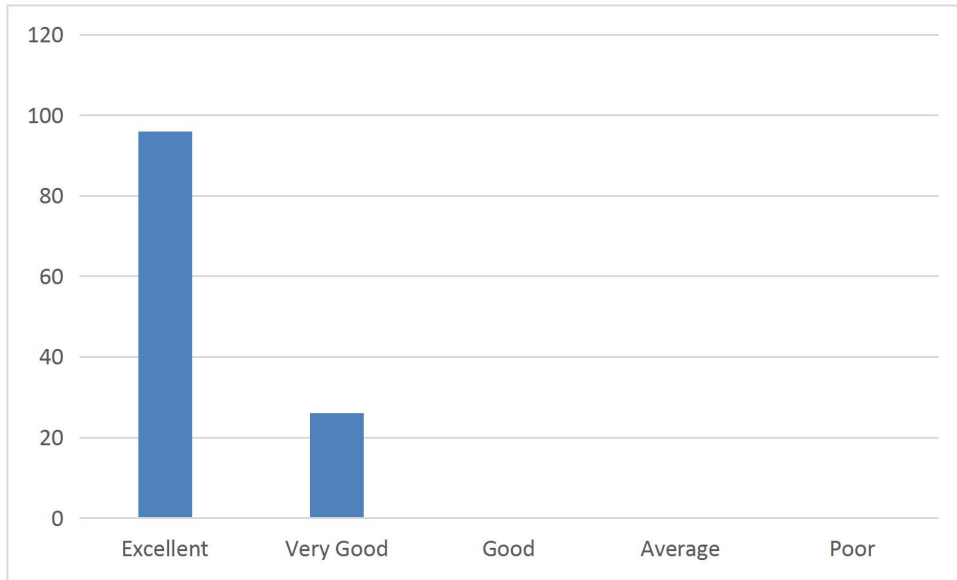




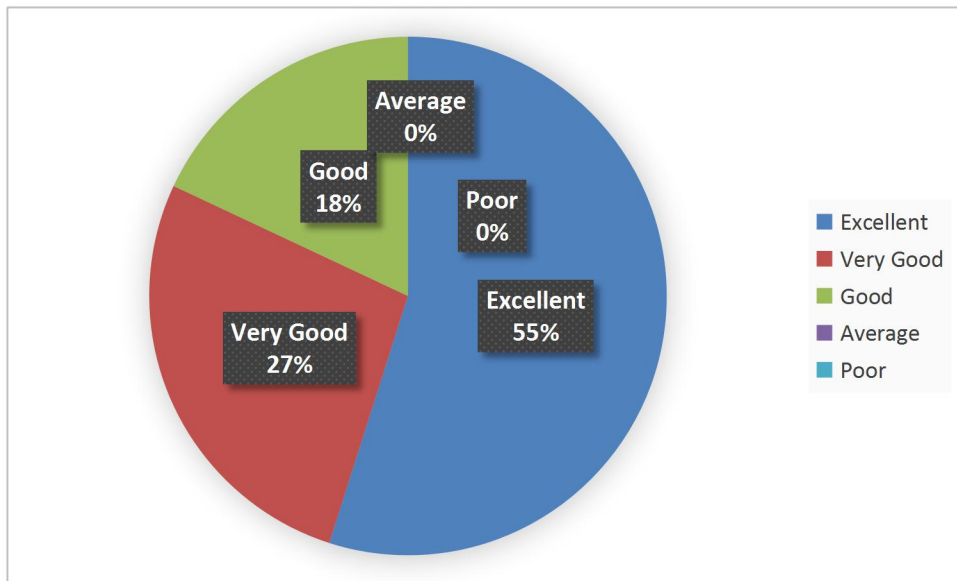
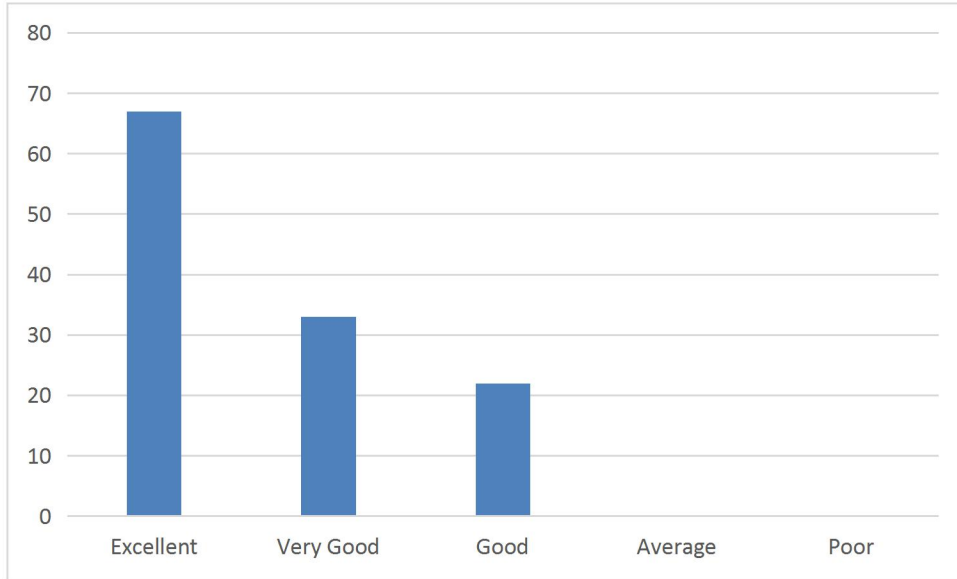
## 2. Course objectives are well defined and clear to staff and students



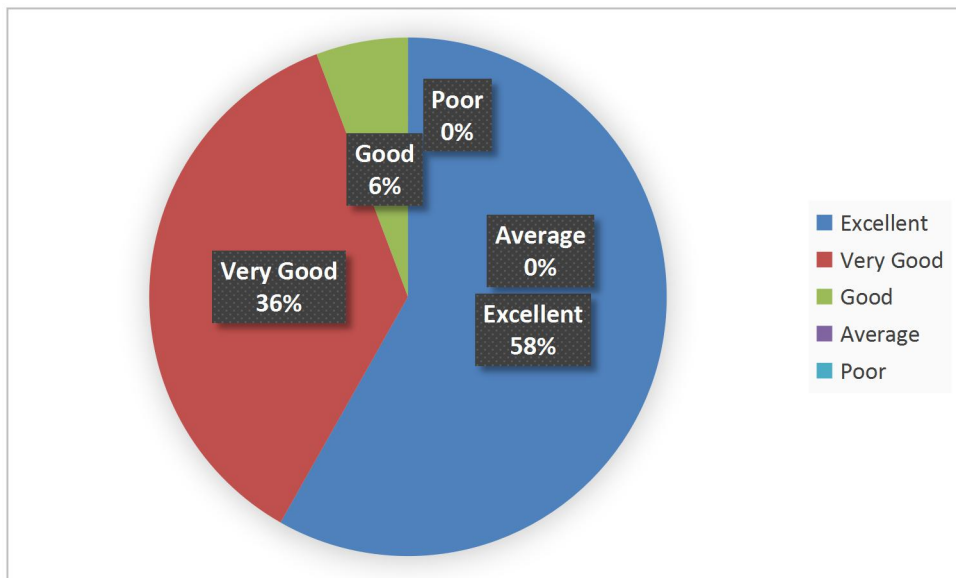
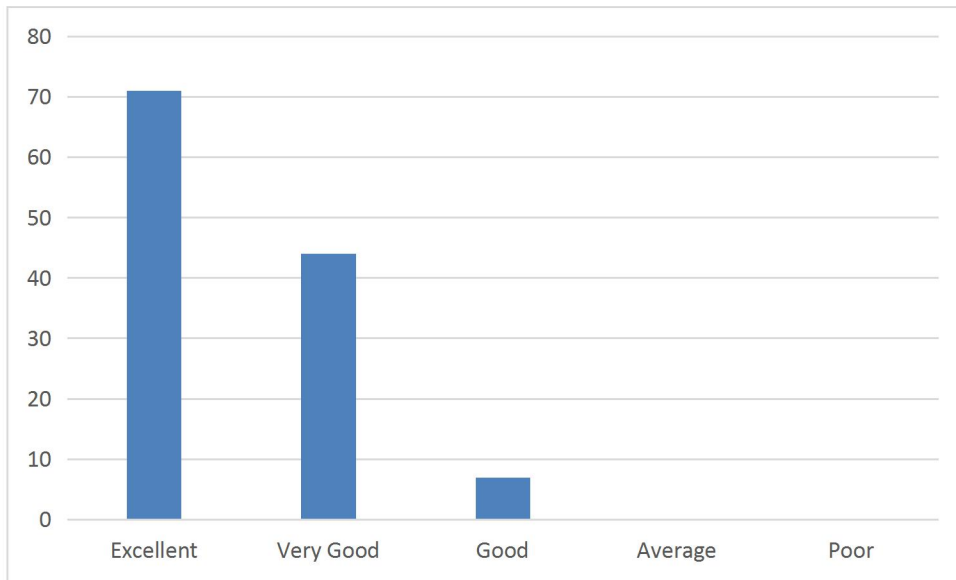
3. Course Content has enough scope for development of analytical, logical, technical and creative skills to the students



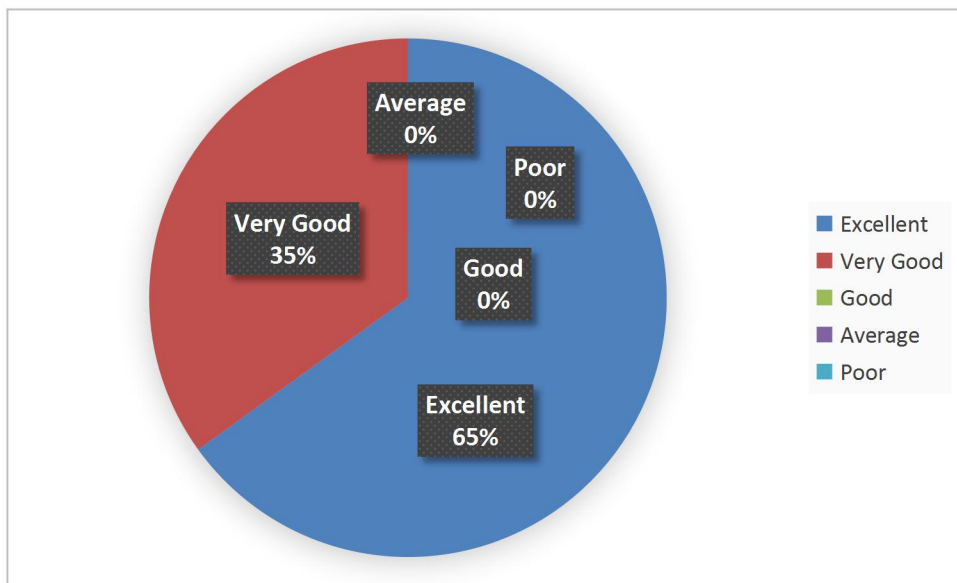
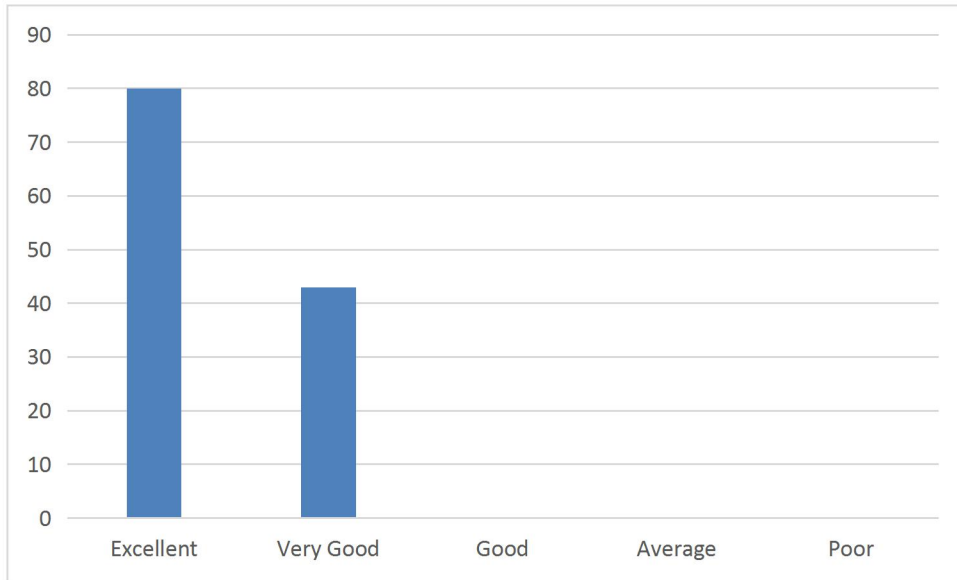
4. Course activities (Internships / Field Visit/ Guest Lectures/ Assignments/Seminars/Others) are relevant for development of various skills for employment and self-employment



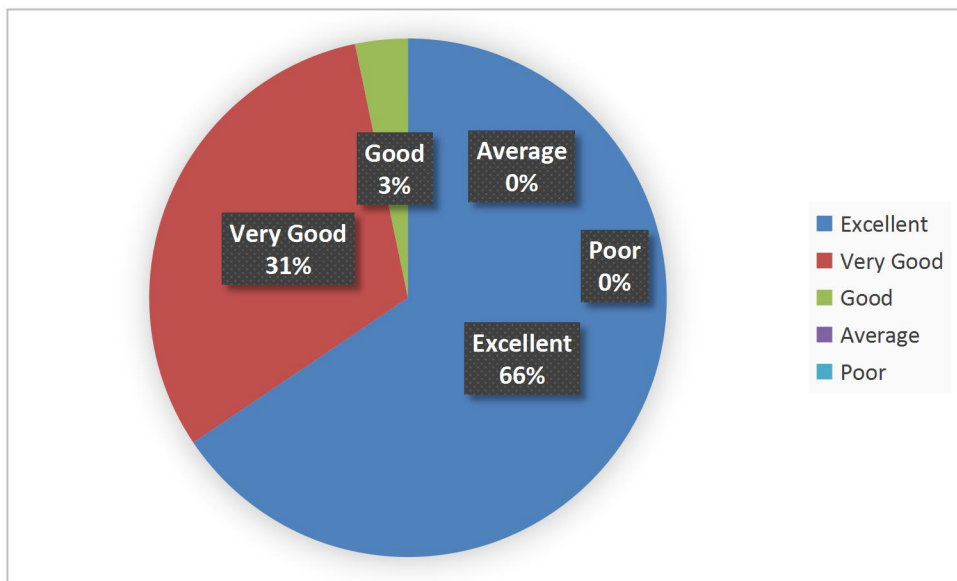
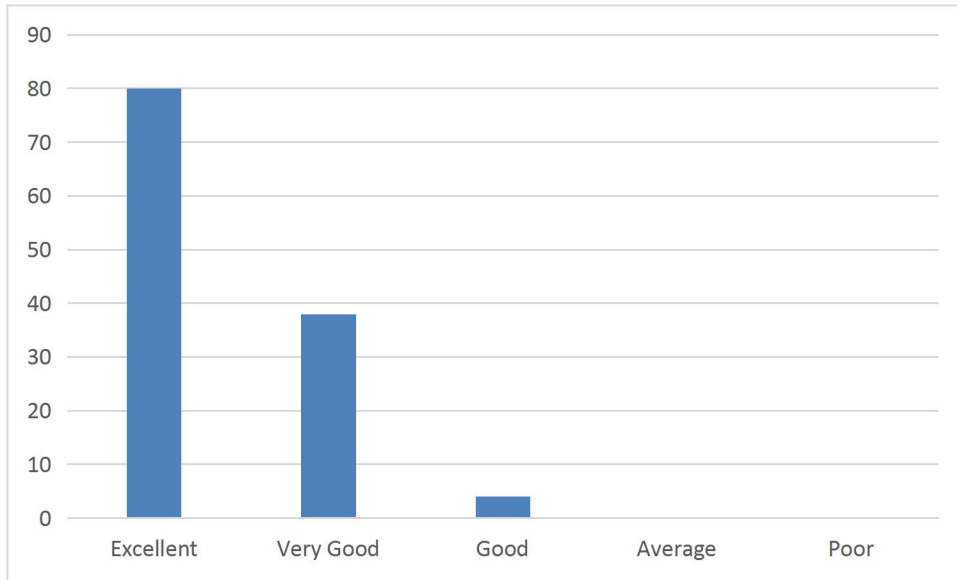
## 5. The course/syllabus has good balance between theory and lab work



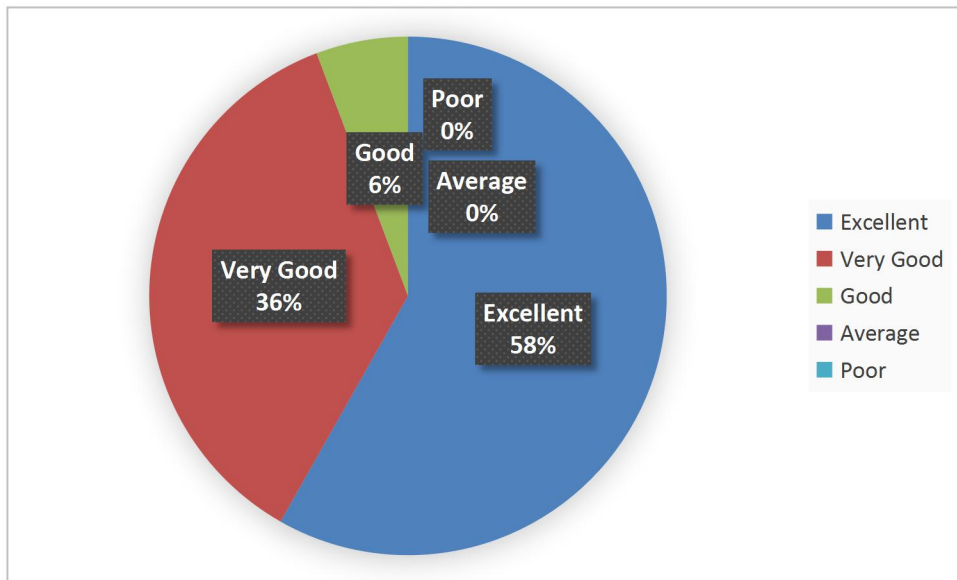
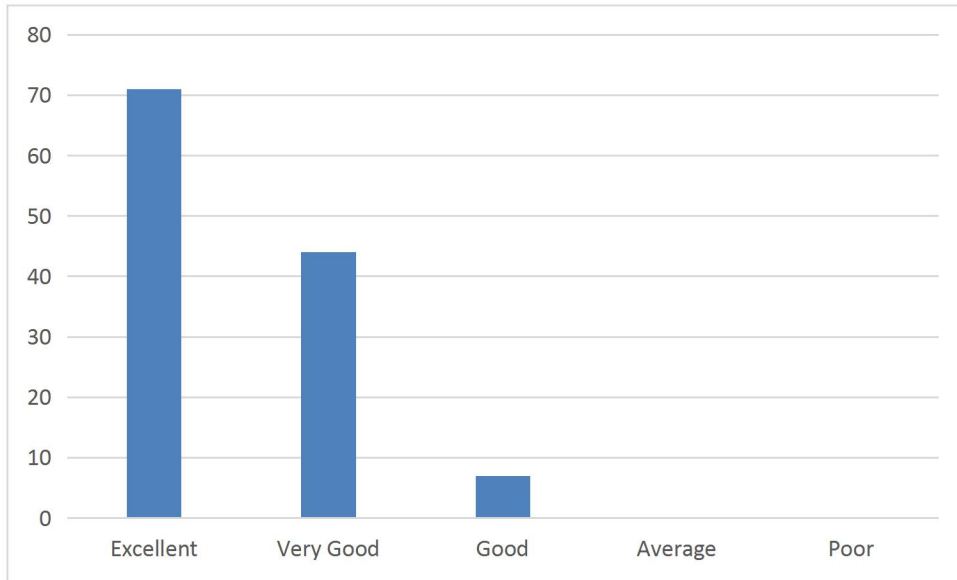
6. Courses motivate students to use various resources that are available in the college and outside for their effective learning



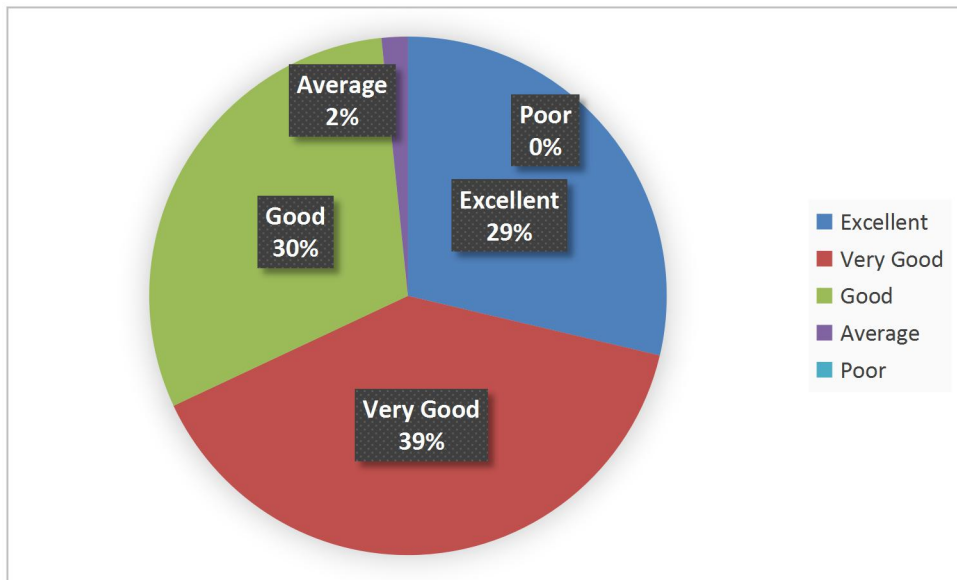
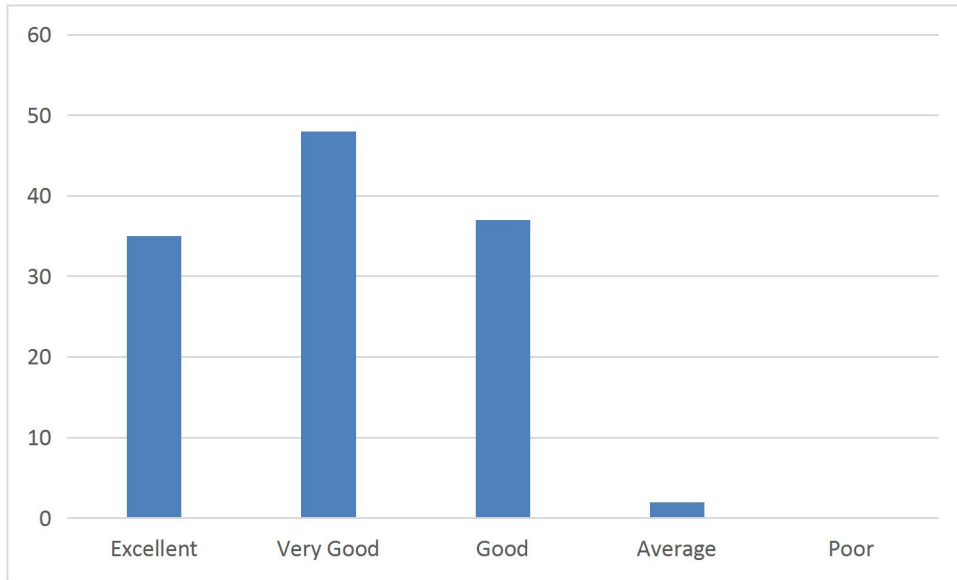
## 7. The curriculum design Teaching-Learning-Assessment and Examination are effectively carried out on time



8. The assessment and evaluation system objectively measures the graduation outcome.

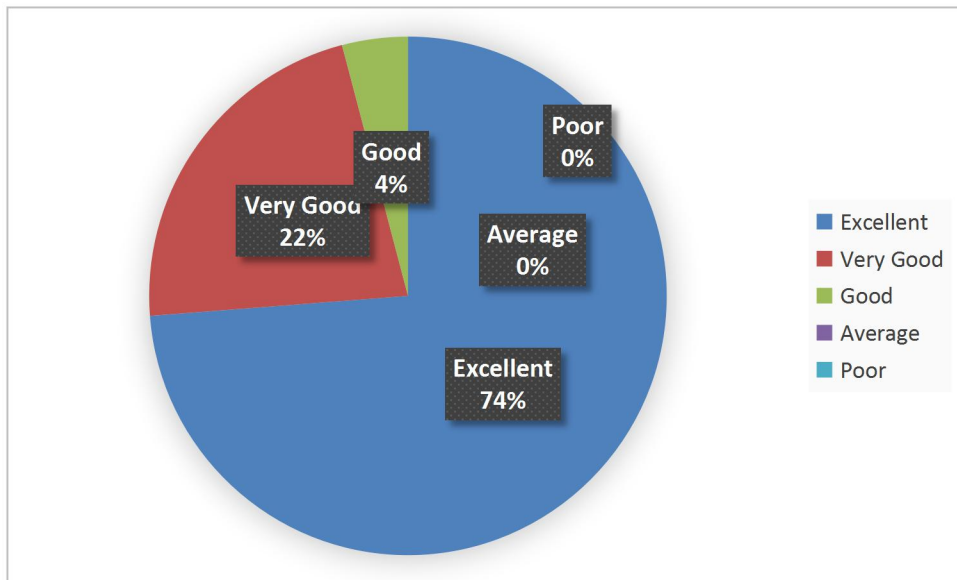
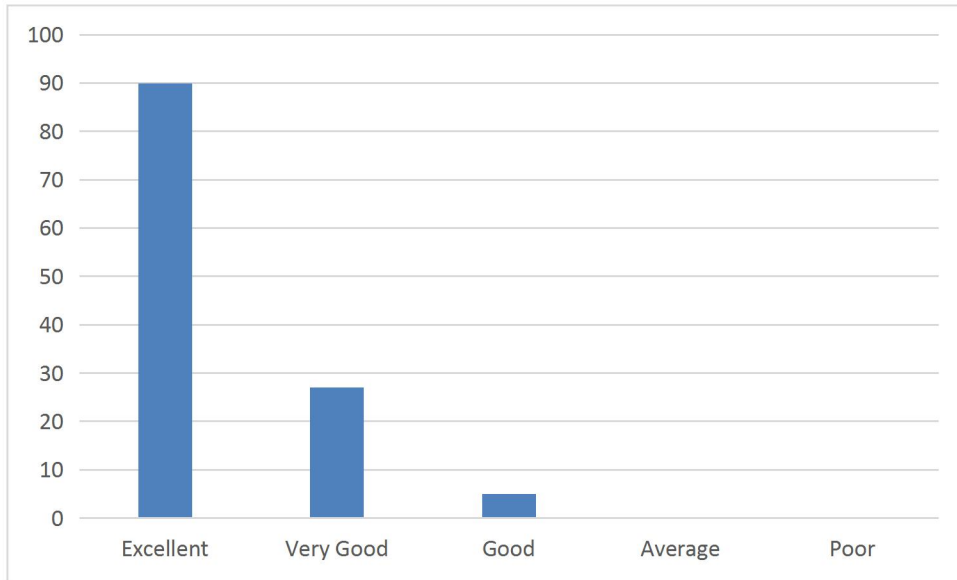


9. The curriculum contains a wide range of courses under choice based credit system

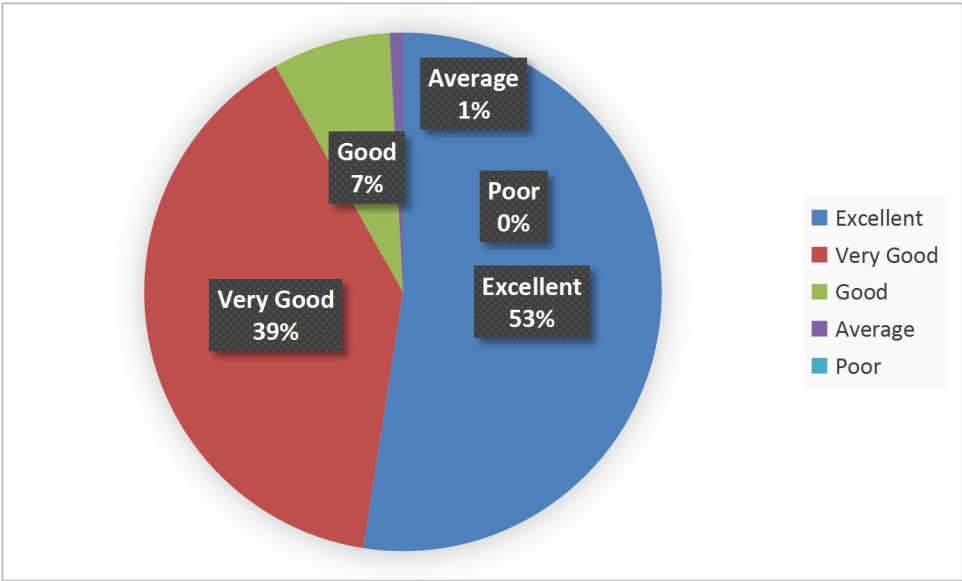
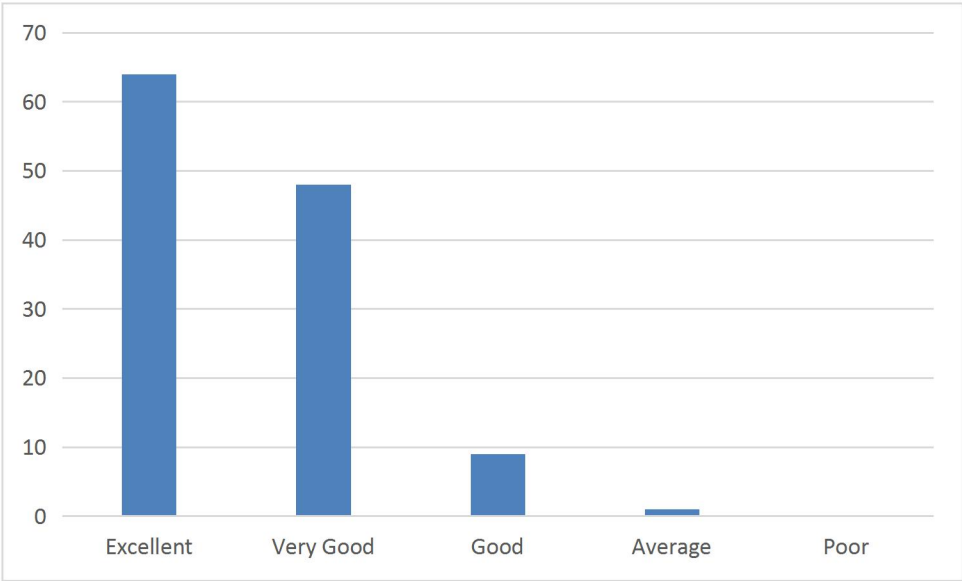




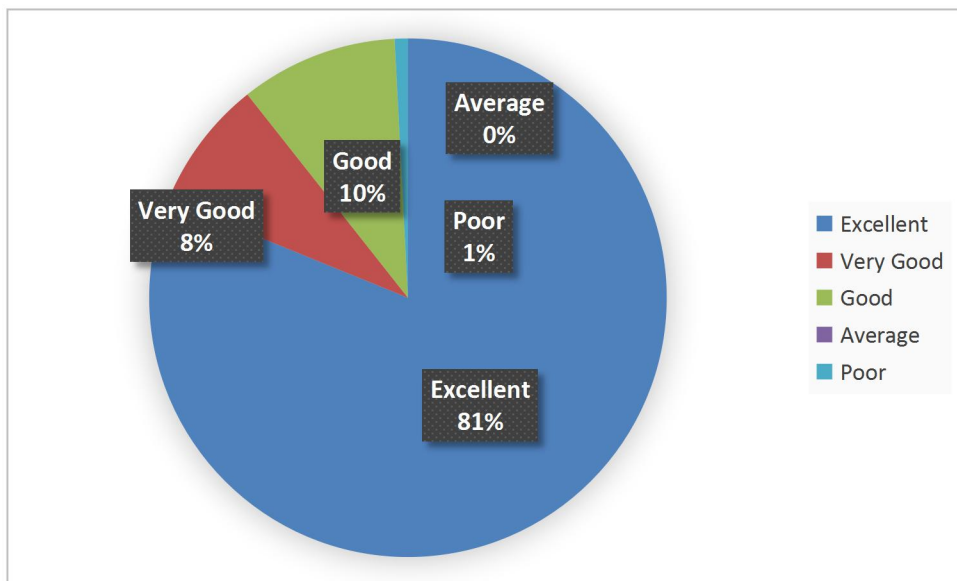
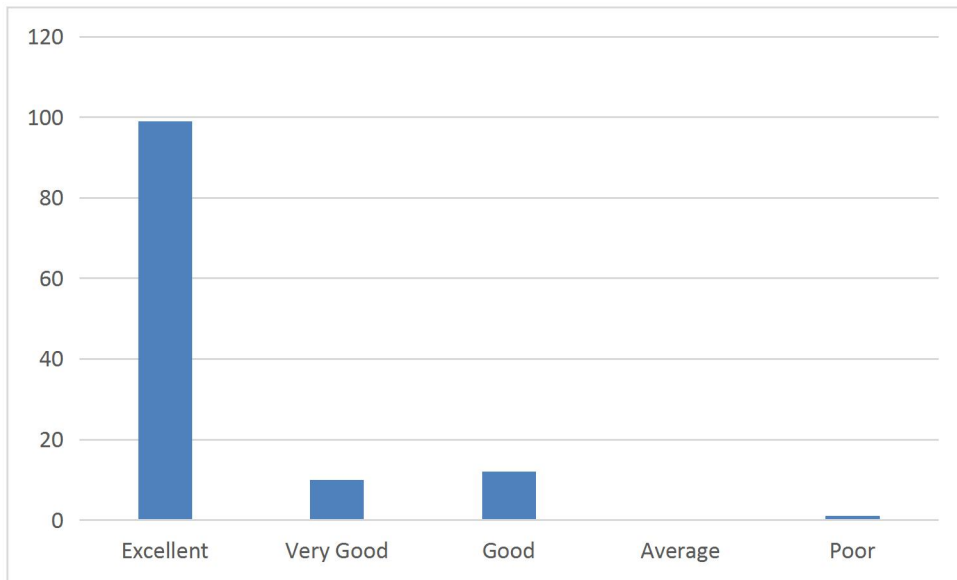
10. The college has enough relevant resources which are updated regularly for teaching learning purposes



11. The academic freedom and opportunity that are available for curriculum development, administration and evaluation in the college is:



12. The opportunity available out of the course/syllabus for the enhancement of my knowledge and perspective in the discipline is:



## **Commerce**

All the 41 Commerce faculty, 100%, who participated in the conduct of feedback confidently expressed that the course content was relevant and need-based, the syllabuses were well-designed with utmost clarity and they rated it between 'good' to 'excellent'. They also expressed that course activities like the internship, projects, seminar presentations, etc., are relevant for the development of various skills for employment and self-employment. 95% of the commerce faculty expressed that the academic freedom and opportunity that are available for curriculum development, administration and evaluation in the college is 'excellent' and the remaining 5% of the faculty noted that it was 'good'.

## **Arts**

By rating between 'good' to 'excellent', all the 120 (100%) of the faculty members confidently expressed that the course content was relevant and need-based and that the syllabuses were well-designed with utmost clarity. Among the Arts faculty, 92.5% appreciated that the course activities like internship, projects, seminar presentations, etc., were relevant for the development of various skills for employment and self-employment and the remaining 7.5% recorded that they were 'good'. 92% of the Arts faculty expressed that the academic freedom and opportunity that are available for curriculum development, administration and evaluation in the college was 'excellent' and the remaining 8% of the faculty noted that it was between 'good' and 'very good'.

## **Sciences**

122 science faculty members participated in the feedback survey and they (100%) opined that the course content was relevant and need-based and that the syllabuses were framed

well with greater clarity. 71% of the faculty expressed that the course activities like the internship, projects, seminar presentations, etc., were relevant for the development of various skills for employment and self-employment whereas 23% recorded 'very good'. 52% of the Arts faculty expressed that the academic freedom and opportunity that are available for curriculum development, administration and evaluation in the college was 'excellent', whereas 39.3% of the faculty noted that it was 'very good'.

### **Conclusion**

The consolidated feedback report is shared at the HODs/Coordinators/Officials Meeting and also with the departments for further appropriate actions and decision makings.



Dr A. Xavier Mahimairaj  
IQAC Coordinator

Loyola College, Chennai – 34



Rev. Dr G. Joseph Antony Samy, S.J.  
Principal

Loyola College, Chennai – 34

**LOYOLA COLLEGE (AUTONOMOUS), CHENNAI 600 034**

**ACADEMIC YEAR- (2015-2016)**

**MINUTES OF THE OFFICIALS AND HODS'/COORDINATORS MEETING**

<b>Date</b>	18 <sup>th</sup> March 2016	<b>Venue</b>	J.D. Conference Hall
<b>Time</b>	11.30 a.m.	<b>Ref. No.</b>	H8/ Even/2015-16

<b>AGENDA</b>	
<b>S.No</b>	<b>Brief Description</b>
1	Opening Session and passing of the minutes
2	Staff Evaluation through ERP
3	Rev. Fr. Superior General Visit-Review
4	Panel Discussion on the Political Awareness for Youth-Review
5	Job description and working rules
6	College Day preparation – VP Shift I
7	Academic Council Meeting-Review
8	Foreign students details
9	Other matters

<b>SUMMARY OF THE PROCEEDINGS</b>
<p><b>1. Opening Session and passing of the minutes</b></p> <ul style="list-style-type: none"><li>• The meeting started with the prayer by Prof. Y. John (Coordinator, Economics).</li><li>• The House paid respect to the departed soul of Vinay Sharan (14-CO-633) a second year BCom student who died in an accident. A condolence message will be sent to the parents of the deceased student, on behalf of the college.</li><li>• Fr. Principal welcomed the members and thanked for their cooperation in conducting the college. He asked them to complete the portions on time and to close all the academic, club and departmental activities.</li><li>• The staff incharge for club activities are asked to inform to the COE office or to the officials and confirm their record of completion.</li><li>• Staff members are asked to instruct the students about the malpractice and ask them to take the exam seriously and work hard for their success in the tests and in semester exams.</li></ul> <p><b>2. Ignite 2016- Review</b></p> <ul style="list-style-type: none"><li>• The report of the program was presented by the Dean of Student, Prof. Alex.</li><li>• Ignite 2016 took place on 14<sup>th</sup> March, 2016 in Kamarajar Arangam, in which 11 team participated. The program was completed on time at 9.30 pm. Prof. Alex Parimalam (Dean of Science) was highly commended for the orderly conduct of the program and for keeping the students in a disciplined manner.</li><li>• Clarification was sought to know whether Ignite was started as a fund raising event and not a much break through was achieved by this event. Compared to the time and energy spent in this event, the outcome is practically nothing.</li><li>• It is a high time to revisit to find whether such event has to be conducted.</li><li>• Concern was raised about using Ignite program as a way to canvas for the forthcoming students union election and to decide about the modalities of conducting Ignite in future.</li><li>• It was decided to form a committee consisting of Prof. Alex Parimalam, Dr. Sagayaraj, Dr. K. Antony samy, Dr. Jerome Das, former Dean of Students and Deputy Principal (as Advisor) to suggest the method of conducting the students union election and the conduct of Ignite.</li><li>• Fr. Principal wanted to trace out the history of Ignite and the objective for which it was initiated.</li></ul>

- It was suggested to revive Loyola Theatre Society and to stage play both in English and in Tamil.
- 3. College Day – Review**
- The program was highly appreciated for the quality and for the time management.
  - Special appreciation was placed to Prof. Pencier and his team, Mr. Xavier Selvaraj and Dr. Xavier of IQAC for the perfection and quality contribution to the success of the program.
  - Concern was raised for minimal time allotted while exhibiting their photos in the audio-visual. Also the program related to academic activities should have been given better focus in the audio visual. Students also were distracted; many visuals had not attracted them.
  - It was remarked that this College Day could be referred as one of the best one, so far happened.
  - Fr. Principal said that some of the staff members forced the admin staff incharge to give the attendance to sign beforehand.
- 4. SSP, STP and online registration**
- Dr. Joe presented inform regarding Self study paper, Skill Training Program and Online registration and said the details will be sent through email. He asked the department to encourage the students to take SSP paper in the line of the Department of Economics.
  - M. Phil internal test mark should be entered in ERP and asked the department to do the same at the earliest.
  - Still some 313 students have not entered their preference in Online and will be allotted by the Deans of Academics office as per the availability after the last date of closure.
  - For semester online registration, 760 students have not registered till the last day of closing (7<sup>th</sup> March) and 175 students have not paid the semester fees.
  - Since the number is quite high, it was decided to extend the closing date till 19<sup>th</sup> March for registering semester and arrears exams.
- 5. Staff evaluation through online**
- Online staff assessment will be conducted through students portal. All the students are eligible. Attendance and time table will be linked and so every student will have to take the online staff assessment, if not he will not be getting his/her hall ticket.
  - All the staff handling the core paper will be assessed. On 19<sup>th</sup> March, a trial run will be conducted in the computer lab.
  - From 21<sup>st</sup> till 30<sup>th</sup> March, the students are opened to assess the staff and on the day of hall ticket, the left out students will be given chance to record their assessment in the designated place.
  - Dr.A.Xavier, IQAC Coordinator shared the feedback collected during the year from parents, employers, staff and alumni on curriculum and infrastructure. The follow up on the feedback discussed and heads / coordinators are requested to submit the action taken report.
- 6. Diligence and Regularity in Attendance (Prof. George-VP shift II)**
- Out of total 8,000 plus students on record, 651 students have recorded 95% and above attendance in this semester. Of them 23 students recorded cent percent attendance. (This number was 327 and 12 respectively in the last semester).
  - Students of Department of Mathematics stood maximum in number. A function will be conducted to appreciate the students and to honour them with certificate and momento.
  - A department wise report was sought to find the status of the attendance.
- 7. Foreign University visit**
- A Institute belonging to California University visited our campus and wanted to collaborate with us and to have tie up with MBA and LICET.
  - The talk is in progress. They are willing to invite 60 students to their place for 14 days (7<sup>th</sup> June to 21<sup>st</sup> June) and the fees of Rs. 2 lacs will be funded by them.

- We will take their students and fund for them. Social Work department is ready with the framework and has prepared to send the students for intership

**8. Other matters**

- Request was made to update their details in the portals. Departments have not given information are asked to give for the annual report documentation.
- Details about the endowment lectures from the departments should reach the Deans of Academics office at the earliest.
- Regarding the minor and major projects, the research guides are asked to submit the report to the CFO and provide the relevant details for the audit and account purpose.
- The audit facility is available in our college itself and the members are asked to the avail the opportunity and not to go to outside auditors.
- It was confirmed that the college Principal is the only authority to decide about the permitting of a candidate for the PhD candidature.
- Form 16 is not issued to the members due to the snag in the government side. Matter about the pending arrears not paid by the government was informed to the RJD office.

The meeting came to an end at 1.35 pm.



18-03-2016

## CONFERENCE HALL

Time : 12.30 P.M.

## OFFICIALS

S.No	NAME	DEPARTMENT	SIGN
01	Rev Dr. S. Lazar, S.J.	Secretary & Correspondent, Library Director	
02	Rev Dr. M. Arockiasamy Xavier, S.J	Principal	
03	Dr. Fatima Vasanth	Deputy Principal	
04	Prof. S. Pencier	V.P - Administration (Shift-I)	
05	Rev. Dr. Samuel Jeyaseelan S.J	V.P. & Dir. - Hostel, Controller of Examinations	
06	Rev. Dr. Thomas Amirtham, S.J	V.P - Fin. Campus Treasurer	
07	Rev. Dr. M.S. Joseph Antony Jacob, S.J.	V.P - Academics & Services	
08	Prof. George Fernandez	V.P. - Administration(Shift-II)	
09	Prof. M. Chandrasekar	V.P. - Academics (Shift - II)	
10	Prof. M.R. Arul Raj	Asst. Controller of Examinations	
11	Rev. Fr. A.M. Jayapathy Francis, S.J	Dean of Human Excellence	
12	Dr. S. Vincent	Dean of Research	
13	Dr. Joe Jesudurai	Dean of Science	
14	Prof. Alex Panimalam	Dean of Students	
15	Dr. A. Marcus	Dean of Arts	
16	Prof. P. Mary Jessi Rani	Dean Women Students	
17	Prof. J. Jerald Inico	Deputy Dean of Students (Shift-II)	
18	Dr. Carol	Deputy Dean of Women Students (Shift-II)	
19	Dr. Xavier Mahimairaj	IQAC Coordinator	
20	Dr. K.S. Antonysamy	WEPRO Director	

18-03-2016

CONFERENCE HALL

Time : 12.30 P.M.

## HEADS OF THE DEPARTMENTS

S.No	NAME	DEPARTMENT	SIGN
01.	Dr. J.M.V. Kalaiarasi	Adv.Zoo.& Biotech	<i>(Signature)</i>
02.	Dr. M. George Johnson	Chemistry	<i>(Signature)</i>
03.	Dr. T. Joseph	Commerce	<i>(Signature)</i>
04.	Dr. D.L. Joseph Chandra	English Lit.	<i>D.L. Chandra</i>
05.	Prof. B. Bhagwan Das	Economics	<i>B. Bhagwan Das</i>
06.	Dr. Navis Abarna Roy	Foreign Langs.	<i>Abarna Roy</i>
07.	Dr. L. Selvanathan	History	<i>(Signature)</i>
08.	Dr. M.A. Basker	Mathematics	<i>(Signature)</i>
09.	Dr. Logeswar	Oriental Langs.	<i>Logeswar</i> 04/08/2016
10.	Dr P. Sagayaraj	Physics	<i>P. Sagayaraj</i>
11.	Rev. Fr. Henry Jerome, S.J.	Outreach	
12.	Rev. Dr. E.P. Mathew, S.J	Philosophy	<i>(Signature)</i>
13.	Dr. R. Ravindhran	Pl.Bio. & Biotech	<i>R. Ravindhran</i>
14.	Prof. C. Robert Bellarmine	Sociology	<i>(Signature)</i>
15.	Dr. Gladston Xavier	Social Work	<i>(Signature)</i>
16.	Dr. T. Thobias	Statistics	<i>(Signature)</i>
17.	Dr. Anthony Selvanathan	Tamil Literature	<i>A. Selvanathan</i>
18.	Prof. Suresh Paul	Viscom	<i>(Signature)</i>
19.	Ms. M. Malini	Kaushal Kendra	<i>(Signature)</i>
20.	Mr. S. Vijayakumar	Physical Education	